

Victaulic® Three Port Diverter Valve

Series 723



1.0 PRODUCT DESCRIPTION

Available Sizes

- 2"/DN50

Maximum Working Pressure

- 600 psi/4135 kPa

Application

- Three-port ball valve with bottom inlet for diverting flow 90° to the left or right
- 180° operation is optionally available

Actuation Options

- Bare
- Two-Position Handle
- Two-Position Handle with Tamper Resistant Locking Device

2.0 CERTIFICATION/LISTINGS



Product designed and manufactured under the Victaulic Quality Management System, as certified by LPCB in accordance with ISO-9001:2008.

ALWAYS REFER TO ANY NOTIFICATIONS AT THE END OF THIS DOCUMENT REGARDING PRODUCT INSTALLATION, MAINTENANCE OR SUPPORT.

3.0 SPECIFICATIONS – MATERIAL

Series 723 Three Port Diverter Valve

Body: Ductile iron conforming to ASTM A536, Grade 65-45-12

Coating: Painted black enamel

Optional: Fusion Bonded Epoxy (FBE) coating. Contact Victaulic for details

Ball and Stem: Type 316 stainless steel, 90° turn

Optional: Type 316 stainless steel 180° turn

Stem Nuts & Washers: Steel, electrogalvanized

Seats and Seals: Reinforced Tetrafluoroethylene (TFE), rated to +450°F (+232°C). NOTE: Actual fluid temperatures and services may be governed by available gaskets for the Victaulic couplings used for installation. (Refer to Victaulic Gasket Selection Data.)

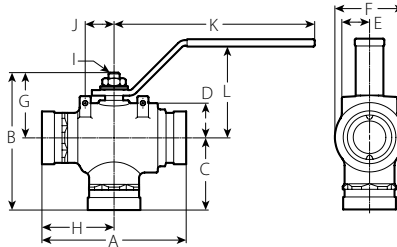
Operator: (specify choice)

Handle: Stamped carbon steel, electrogalvanized with plastic grip

Optional: Lock/seal device

4.0 DIMENSIONS

Series 723 Three Port Diverter



| Size | | Dimensions | | | | | | | | | | | | | | Weight | |
|------------------------------|--|-------------------|-------------------|-------------------|-------------------|-------------------|-------------------|-------------------|-------------------|--------------------------|----------------------------|-----------------------------|-------------------|-------------------|-------------------|--------------------------------|--|
| Nominal Size inches DN | Nominal Actual Outside inches mm | A inches mm | B inches mm | C inches mm | D inches mm | E inches mm | F inches mm | G inches mm | H inches mm | I-Stem Drive Hub | | | J inches mm | K inches mm | L inches mm | Approximate (Each) lb kg | |
| | | | | | | | | | | Diameter inches mm | Flat Width inches mm | Flat Height inches mm | | | | | |
| 2 | 2.375 | 6.50 | 6.25 | 3.25 | 1.63 | 1.25 | 3.13 | 3.00 | 3.25 | 0.63 | 1.00 | 0.50 | 1.38 | 9.13 | 4.13 | 7.5 | |
| DN50 | 60.3 | 165 | 157 | 83 | 40 | 32 | 80 | 75 | 83 | 16 | 25 | 13 | 33 | 232 | 105 | 3.4 | |

5.0 PERFORMANCE

Formulas for Cv and Kv values

$$\Delta P = \frac{Q^2}{C_v^2}$$

$$Q = C_v \times \sqrt{\Delta P}$$

Where:

Q = Flow (GPM)







ΔP = Pressure Drop (psi)

C_v = Flow Coefficient

| Size | | Flow |
|-------------------------|---|---|
| Nominal inches DN | Actual Outside Diameter inches mm | Full Open C _v K _v |
| 2 | 2.375 | 36 |
| DN50 | 60.3 | 31 |

6.0 NOTIFICATIONS

⚠ WARNING

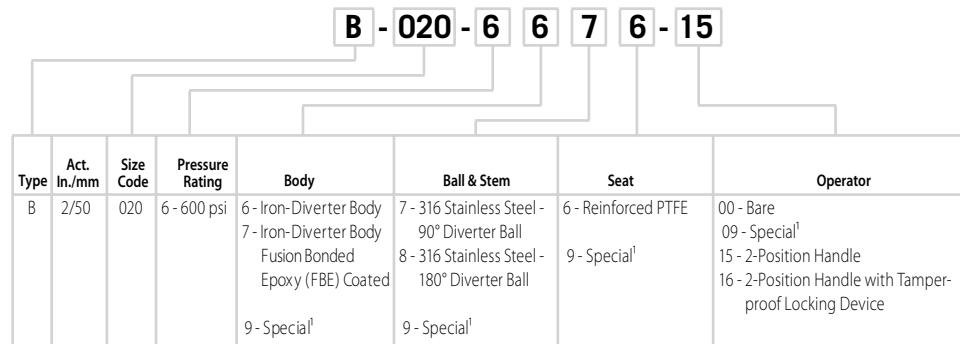







- Read and understand all instructions before attempting to install, remove, adjust, or maintain any Victaulic piping products.
- Depressurize and drain the piping system before attempting to install, remove, adjust, or maintain any Victaulic piping products.
- Wear safety glasses, hardhat, and foot protection.

Failure to follow these instructions could result in death or serious personal injury and property damage.

7.0 REFERENCE MATERIALS

Valve Numbering System



NOTES:
(1) Details required.

- [5.01: Victaulic Seal Selection Guide Elastometric Seal Construction](#)
- [29.01: Victaulic Terms and Conditions/Warranty](#)
- [I-100: Victaulic Field Installation Handbook](#)
- [I-723: Series 723 Diverter Valve Installation Manual](#)
- [I-ENDCAP: Victaulic End Cap Installation Safety Instructions](#)

User Responsibility for Product Selection and Suitability

Each user bears final responsibility for making a determination as to the suitability of Victaulic products for a particular end-use application, in accordance with industry standards and project specifications, and the applicable building codes and related regulations as well as Victaulic performance, maintenance, safety, and warning instructions. Nothing in this or any other document, nor any verbal recommendation, advice, or opinion from any Victaulic employee, shall be deemed to alter, vary, supersede, or waive any provision of Victaulic Company's standard conditions of sale, installation guide, or this disclaimer.

Intellectual Property Rights

No statement contained herein concerning a possible or suggested use of any material, product, service, or design is intended, or should be construed, to grant any license under any patent or other intellectual property right of Victaulic or any of its subsidiaries or affiliates covering such use or design, or as a recommendation for the use of such material, product, service, or design in the infringement of any patent or other intellectual property right. The terms "Patented" or "Patent Pending" refer to design or utility patents or patent applications for articles and/or methods of use in the United States and/or other countries.

Note

This product shall be manufactured by Victaulic or to Victaulic specifications. Victaulic recommends all products to be installed in accordance with current IMI TA installation/assembly instructions. Victaulic and IMI TA reserve the right to change product specifications, designs and standard equipment without notice and without incurring obligations.

Installation

Reference should always be made to the Victaulic installation handbook or installation instructions of the product you are installing. Handbooks are included with each shipment of Victaulic products, providing complete installation and assembly data, and are available in PDF format on our website at www.victaulic.com.

Warranty

Refer to the Warranty section of the current Price List or contact Victaulic for details.

Trademarks

Victaulic and all other Victaulic marks are the trademarks or registered trademarks of Victaulic Company, and/or its affiliated entities, in the U.S. and/or other countries.