



GENERAL PRICE LIST

PL2025-GEN
Effective March 1, 2025



ENGINEERING CONFIDENCE INTO EVERY BUILD



Around the world and across diverse business lines, Victaulic provides durable pipe joining solutions that solve the construction industry's toughest challenges.

Since 1919, Victaulic's innovative piping products and design services continue to **increase construction productivity** and **reduce risk, ensuring projects are completed safely, on time and within budget.**

With more than 40 international facilities, Victaulic helps customers in 140 countries succeed in the global construction industry.

FIRE PROTECTION | HVAC | PLUMBING | OIL & GAS | MINING | WATER & WASTEWATER | POWER GENERATION | MARITIME



victaulic.com

© 2024 VICTAULIC COMPANY. ALL RIGHTS RESERVED.
Source: skyscrapercenter.com and the Council on Tall Buildings and Urban Habitat

victaulic®

Index

SECTION 1 – Couplings and Fittings			
Style 107V QuickVic™ Rigid Coupling		Style DLY Delta-Y Assembly	
Style 07 Zero-Flex™ Rigid Coupling		Styles 647-GT, 647-TT, 647-GG Dielectric Transition Fittings	
Style L07 Rigid Coupling		SECTION 2 – Equipment Modules	
Style W07 AGS Rigid Coupling		Series 381/381G Suction Inlet Vibration Isolation Pump Drop	
Style LW07 AGS Rigid Coupling		Series 382/382G Strainer Inlet Vibration Isolation Pump Drop	
Style 177N QuickVic Flexible Coupling		Series 380/380G Discharge Outlet Vibration Isolation Pump Drop	
Style 77 Flexible Coupling		Series 383/383G Discharge CBV Outlet Vibration Isolation Pump Drop	
Style L77 Flexible Coupling		Series 387 Inline Modular Dual Pump Skid	
Style W77 AGS Flexible Coupling		Series 388 End Suction Modular Dual Pump Skid	
Style 75 Flexible Coupling		Nos. R10, R11 and R12 Rigid OGS Carbon Steel Long Run Fittings	
Style 750 Reducing Coupling		Nos. R20, R21 and R22 Flexible OGS Carbon Steel Long Run Fittings	
Style 875 Reducing Coupling for Potable Water Applications		Nos. WR10, WR11 and WR12 Rigid AGS Carbon Steel Long Run Fittings	
Style 741 <i>Vic-Flange</i> Adapter		Nos. WR20, WR21 and WR22 Flexible AGS Carbon Steel Long Run Fittings	
Style 841 <i>Vic-Flange</i> Adapter for Potable Water Applications		No. 26 Outlet Fitting	
Style W741 AGS <i>Vic-Flange</i> Adapter		Style 929 Isolation Outlet	
Style 743 <i>Vic-Flange</i> Adapter		Style 929D (Dielectric) Isolation Outlet	
Style 72 Outlet Coupling		Style 429 Isolation Outlet	
Style 78 Snap-Joint™ Coupling		Style 629 Isolation Outlet	
Style HP-170 Installation-Ready™ Rigid Coupling		No. 156 Mining Header	
Style HP-70 High Pressure Rigid Coupling		Series 385 Vibration Isolation Air Handling Unit Drops	
Style HP-70ES High Pressure EndSeal™ Coupling		Series 386 Pressure Reducing Valve (PRV) Stations	
Style 808 High Pressure Coupling for Ring Systems		Series 386-SB Single Branch Pressure Reducing Valve (PRV) Stations	
Style 809N High Pressure Coupling for Ring Systems		Series 386-V Vertical Pressure Reducing Valve (PRV) Station	
Style 307 Ductile Iron to IPS Transition Coupling		SECTION 3 – Hole Cut Products	
Style 171 Composite Flexible Coupling		Style 920/920N <i>Mechanical-T</i> Outlet	
Style 807N QuickVic Rigid Coupling for Potable Water Applications		Style L920N <i>Mechanical-T</i> Outlet	
Style 877N QuickVic Flexible Coupling for Potable Water Applications		Style 920/920N <i>Mechanical-T</i> Cross	
QuickVic™ Fittings		Style 923 Strapless Outlet	
Grooved End Fittings		Style 924 Strapless Thermometer Outlet	
AGS (Advanced Groove System) Grooved End Fittings		<i>Vic-Tap</i> II Hot Tap	
Extra Heavy “ES” EndSeal Fittings		SECTION 4 – Valves and Specialties	
XL Couplings and Fittings		Series 761 <i>Vic-300</i> MasterSeal™ Butterfly Valve	
		Series W761 <i>Vic-300</i> (300 psi) AGS Butterfly Valve	

Index

Series W719 AGS Butterfly Valve	
Series 706 (300 psi) Large Diameter High Pressure Butterfly Valve	
Series 700 Butterfly Valve	
Series 721 Vic-Ball Valve	
Series 726 Grooved End Ball Valve	
Series 727 Ball Valve	
Series 722 Brass Body Ball Valve – Threaded	
Series 722L Low Lead Brass Body Ball Valve	
Series 713 Swing Check Valve	
Series 716H High Pressure Vic-Check™ Valve	
Series 716 Vic-Check Valve	
Series 779 Venturi Check Valve	
Series W715 AGS Vic-Check Double Disc Valve	
Series 377 Vic-Plug Valve	
Series 318 Sump Ejector Kit	
Series 725T Diverter Valve	
Series 725S Diverter Valve	
Series 771M OS&Y Gate Valve	
Series 371 OS&Y Gate Valve	
Series W371 AGS OS&Y Gate Valve	
Series 372 NRS Gate Valve	
Series W372 AGS NRS Gate Valve	
Series 795 Knife Gate Valve	
Series 731-D Suction Diffuser	
Series W731-D AGS Suction Diffuser	
Series 730 Vic-Strainer Tee Type	
Series W730 AGS Vic-Strainer Tee Type	
Series 732 Vic-Strainer Wye Type Strainer	
Series W732 Vic-Strainer Wye Type	
Series 968-F Strainer	
Series 968-F-SS Stainless Steel Strainer	
Series 969-F High Pressure Strainer	
Style 150 Mover Expansion Joint	

Style 155 Expansion Joint	
Style 155P Expansion Joint for Potable Water Applications	
Style 257 Dynamic Movement Joint	
Style W257 Dynamic Movement Joint	
No. A10 Carbon Steel Riser Anchor	
No. A20 Carbon Steel Heavy Riser Anchor	
No. A40 Carbon Steel Riser Anchor for Tight Spaces	
No. A81 Horizontal Pipe Clamp Anchor	
No. A82 Horizontal Pipe Clamp Anchor	
No. A83 Horizontal Pipe Clamp Anchor	
No. A84 Horizontal Pipe Clamp Anchor	
No. WA20 AGS Carbon Steel Heavy Riser Anchor	
No. A190 Carbon Steel Riser Movement Fitting	
No. A191 Carbon Steel Anchor Outlet Fitting	
SECTION 5 – Hydraulic Control Valves	
Victaulic Series 972/Bermad Model BC-720-P Pressure Reducing Valve	
Victaulic Series 972-SS/Bermad Model BC-720-P-SS Pressure Reducing Valve	
Victaulic Series 972-PD/Bermad Model BC-720-PD-P Proportional Pressure Reducing Valve	
Victaulic Series 972-PD-SS/Bermad Model BC-720-PD-SS Proportional Pressure Reducing Valve	
Victaulic Series 982-PP/Bermad Model BC-820-PP-P High Pressure Proportional Pressure Reducing Valve	
Victaulic Series 973-Q/Bermad Model BC-73Q-P Pressure Relief Valve	
Victaulic Series 973-QHP/Bermad Model BC-73Q-P Pressure Relief Valve	
Victaulic Series 979-4/Bermad Model BC-794-P Excessive Pressure Shut Off Valve	
Victaulic Series 979-4-SS/Bermad Model BC-794-P-SS Excessive Pressure Shut Off Valve	
Victaulic Series 972S-H/Bermad Model BC-72S-H-P Pressure Reducing System with "Watchdog" Hydraulic Backup Valve	
Victaulic Series 972S-2B-H/Bermad Model BC-72S-2B-H-P Watchdog PRV Combo with Integrated Low-Flow Bypass	
Victaulic Series 970-N/Bermad Model BC-720N-P Check Valve	
Victaulic Series 973/Bermad Model BC-730-P Pressure Relief/Sustaining Valve	
Victaulic Series 973-HP/Bermad Model BC-730-P Pressure Relief/Sustaining Valve	
Victaulic Series 971/Bermad Model BC-710-P Solenoid Control Valve On/Off	
Victaulic Series 972-55/Bermad Model BC-720-55-P Pressure Reducing Valve with Solenoid Control	
Victaulic Series 972-2B/Bermad Model BC-720-2B-P Pressure Reducing Valve with Integral Low-Flow Bypass	
Victaulic Series 972-2B-SS/Bermad Model BC-720-2B-P-SS Pressure Reducing Valve with Integral Low-Flow Bypass	

Index

Victaulic Series 975-82/Bermad Model BC-750-82 Level Control Valve with Modulating Altitude Pilot	
Victaulic Series 975-67/Bermad Model BC-750-67-P Level Control Valve with Modulating Vertical Float	
Victaulic Series 935-H/Bermad Model BC-CAP-P Direct Acting Pressure Reducing Valve	
Victaulic Series 970/Bermad Series 700 Hydraulic Control Valve	
Victaulic Series 980/Bermad Series 800 Hydraulic Control Valve	
Hydraulic Control Valves Spare Parts	
SECTION 6 – Air Valves	
Victaulic Series 9A7/Bermad Model A71 Air Release Valve	
Victaulic Series 9C3/Bermad Model C30 Air Release Valve	
Victaulic Series 9C7/Bermad Model A70 Combination Air Valve	
Victaulic Series 9C5-P/Bermad Model C50-P Combination Air Valve	
Victaulic Series 9C5-N-N/Bermad Model C50-N-N Combination Air Valve	
Victaulic Series 9C5/Bermad Model C50 Accessories	
SECTION 7 – Hydronic Balancing Products	
TA Series 786H Manual Balancing Valve – STAS – Solder End	
TA Series 787H Manual Balancing Valve – STAD – NPT (Fem.) End	
Series 78KH Manual Balancing Valve – STADK	
TA Series 788 Manual Balancing Valve – STAF – Flanged End	
TA Series 789 Manual Balancing Valve – STAG – Grooved End	
TA Series 790 Balancing Valve for Potable Water Applications	
TA Series 7TZ Therm Zero Valve for Potable Water Applications	
TA Series 78BL Low Lead Manual Balancing Ball Valve	
TA Series 786H and 787H Insulation Kits	
TA Series 788 and 789 Insulation Kits	
Kit 786H Drain Kit	
Spare Parts	
Series 76T Automatic Balancing Valve – Fem x Fem Threaded	
Series 76B Automatic Balancing Valve – Fem x Fem Threaded with Ball Valve Kit	
Series 76K Automatic Balancing Valve – Male x Fem Threaded	
Series 76V Integrated Automatic Balancing Valve – Male x Fem Threaded with Ball Valve Kit	
Series 76G Automatic Balancing Valve – Grooved	
Series 76T Automatic Balancing Valve Accessories	
Automatic Balancing Valve Cartridges	
TA Series TC On/Off Control	
TA Series TCM Modulating Control	
TA Series 7CP Compact Pressure Independent Balancing and Control Valve	
TA Series 7MP Compact Pressure Independent Balancing and Control Valve	
TA Series 76W 6-Way Valve	
Series 76X ICSS – Low Lead Balancing Valve	
TA Series 7FP Pressure Independent Combination Balancing and Control Valve	
Standard KOIL-KIT™ Coil Packs	
Series 79C/79D KOIL-KIT™ Coil Packs	
Style 925 Drain/Air Vent Assembly	
KOIL-KIT™ Coil Pack Components	
TA Series 793 Differential Pressure Controller – Female Threaded End	
TA Series 794 Differential Pressure Controller – Flanged End	
TA Series 782 Bypass Valve	
TA Series 7PR Differential Pressure Controller – Flanged End	
TA Series 7DA Compact Differential Pressure Controller	
Pressure Reducing Kits	
Differential Pressure Controller Accessories	
Dongle for Slider Actuators	
TA Series 736 TA Link Differential Pressure Sensor	
Universal Gauge Meter Conversion Kit	
TA Series 734 Scope Balancing Instrument	
SECTION 8 – Plain End Products	
Style 99 Roust-A-Bout Coupling	
Adapter Nipples	
Plain End Fittings	
QuickVic™ SD Installation-Ready™ System	
SECTION 9 – Vic-Press™ System for Schedule 10S Stainless Steel Pipe	
Vic-Press – Press System for Schedule 10S, Type 304 Stainless Steel Piping	
Vic-Press – Press System for Schedule 10S, Type 316 Stainless Steel Piping	
SECTION 10 – HDPE Products	
Style 905 Coupling for Plain End HDPE Pipe	
Style 907 and Style W907 Transition Coupling for HDPE-to-Steel Pipe	
Style 2971 Aquamine™ Transition Coupling for PVC to HDPE Pipe	
Style 908 Coupling for Double Grooved HDPE Pipe	

Index

Style 904 Flange Adapter for HDPE-to-Flanged Pipe	
Style 926 <i>Mechanical-T</i> Spigot Outlet	
Plain End HDPE Fittings	
Style 995N HDPE Coupling	
Style 997 HDPE-to-Steel Transition Coupling	
Style 994 HDPE Flange Adapter	
HDPE Plain End Fittings	
Series 906 Knife Gate Valve for Plain End HDPE Pipe	
Model CG3300/3500 Cut Grooving Tool for HDPE Pipe	
SECTION 11 – CPVC Products	
Style 356 <i>Installation-Ready</i> Transition Coupling	
Style 357 <i>Installation-Ready</i> Rigid Coupling	
Style 358 Reducing Coupling	
Style 856 <i>Installation-Ready</i> Transition Coupling for Potable Water Applications	
Style 857 <i>Installation-Ready</i> Rigid Coupling for Potable Water Applications	
Style 858 Reducing Coupling for Potable Water Applications	
PGS-300 Grooved End Fittings	
Style 355 Expansion Joint	
Style 355P Expansion Joint for Potable Water Applications	
SECTION 12 – Copper Connection	
Style 607 <i>QuickVic</i> Rigid Coupling for Copper Tubing	
Style 644 <i>Installation-Ready</i> Transition Coupling	
Style 622 <i>Mechanical-T</i> Bolted Branch Outlet for Copper Tubing	
Style 622 <i>Mechanical-T</i> Cross Assembly for Copper Tubing	
Style 641 <i>Vic-Flange</i> Adapter for Copper Tubing	
Grooved End Fittings for Copper Tubing	
Series 608N Butterfly Valve for Copper	
GDC-CTS Go/No-Go Groove Diameter Cable	
SECTION 13 – Aluminum Products	
Style 77A Flexible Coupling for Aluminum Pipe	
Style 78A Snap-Joint Coupling for Aluminum Pipe	
Grooved End Aluminum Fittings	
SECTION 14 – Stainless Steel Products	
Style 89 Rigid Coupling for Stainless Steel	
Style 889 Rigid Coupling for Potable Water Applications	

Style W89 AGS Rigid Coupling	
Style 489 Rigid Stainless Steel Coupling – CF8M	
Style W489 AGS Stainless Steel Rigid Coupling	
Style 489DX Rigid Stainless Steel Coupling – CE8MN	
Style 475 Flexible Stainless Steel Coupling – CF8M	
Style 475DX Flexible Stainless Steel Coupling – CE8MN	
Style 77DX Flexible Stainless Steel Coupling – CE8MN	
Style 77S Flexible Stainless Steel Coupling	
Style 441 Stainless Steel <i>Vic-Flange</i> Adapter	
No. 445F and No. 445R Stainless Steel Flange Adapter Nipple	
Style 422 Stainless Steel <i>Mechanical-T</i> Bolted Branch Outlet	
No. A10S Stainless Steel Riser Anchor	
No. A40S Stainless Steel Riser Anchor for Tight Spaces	
Standard Schedule 10S Type 304L and Type 316L Stainless Steel Fittings	
Standard Schedule 40S Type 304L and Type 316L Stainless Steel Fittings	
Standard Schedule 40S Type 316 Stainless Steel Fittings	
Series 250-S4 Stainless Steel Butterfly Valve	
Series 461 <i>Vic-300</i> MasterSeal™ Stainless Steel Butterfly Valve	
Series 861 <i>Vic-300</i> MasterSeal™ Stainless Steel Butterfly Valve for Potable Water Applications	
Series 726S Stainless Steel Grooved End Ball Valve	
Series 416 Stainless Steel Check Valve	
Series 816 Stainless Steel Check Valve for Potable Water Applications	
SECTION 15 – Steam and Condensate Products	
Style 870 Rigid Coupling	
Series 871 Gate Valve	
Series 871R Modular Gate Valve	
Series 159 Flexible Loop	
Carbon Steel OGS-200 Grooved End Fittings	
Stainless Steel OGS-200 Grooved End Fittings	
No. 826 Steam Outlet Fitting	
Nos. 891C, 891H, 892C and 892H Steam and Condensate In-Line Drip Leg Fittings	
Nos. 893C, 893H, 894C and 894H Steam and Condensate Riser Drip Leg Fittings	
RG1200 OGS-200 Roll Grooving Tool	

Index

RG1210 OGS-200 Roll Grooving Tool		VE436MC Quick Change Slide Conversion Kit	
OGS-200 Carbon Steel Grooving Rolls		VG28GD Gear Drive Cut Grooving Tool	
OGS-200 Stainless Steel Grooving Rolls		VG28GD-ABR Gear Drive Cut Grooving Tool for Abrasive Services	
Go/No Go Groove Tape		VDG26GD Gear Drive Double Groove Cut Grooving Tool	
SECTION 16 – Large Diameter AGS Vic-Ring Systems		VDG26GD-COR Gear Drive Cut Grooving Tool for Abrasion and Corrosion Services	
Style W07 AGS Rigid Coupling for AGS Vic-Ring System		VG824 Cut Grooving Tool	
Style W77 AGS Flexible Coupling for AGS Vic-Ring System		VG824-ABR Cut Grooving Tool for Abrasive Services	
SECTION 17 – Pipe Preparation Tools		VG824-COR Cut Grooving Tool for Corrosion Services	
VE12 Groove-In-Place		VG824DG Double Groove Cut Grooving Tool	
VE26 S/C/SS/P Groove-In-Place		VG828 AGS Cut Grooving Tool	
VE26/VE46 Power Drive Kit		VG412 Orbital Grooving Tool	
VE46/P Groove-In-Place		CG1100 Cut Grooving Tool for CPVC/PVC Plastic Pipe	
RG1200 OGS-200 Roll Grooving Tool		VPG 824 Cut Grooving Tool for PVC Plastic Pipe	
RG1210 OGS-200 Roll Grooving Tool		CG3300/3500 Cut Grooving Tool for HDPE Pipe	
VE226 B/S/M/C/BSS/MSS/P Portable Groover		Style 926 Spigot Hole Saw for HDPE Pipe	
VE226 Power Drive Kit		VHCT 900 Hole Cutting Tool	
VE106 Groove-N-Go		HCT908 Hole Cutting Tool	
VE206 Field Roll Grooving Tool		<i>Vic-Tap II</i> Hot Tap	
RG3400 Field Roll Grooving Tool		VCT1 Cut Off Tool - Manual	
VE272SFS Field Roll Grooving Tool		VCT2 Cut Off Tool - Automatic	
VE270FSD Field Roll Grooving Tool		PC3110 Cut and Mark Tool with Chamfering Feature	
VE416FS Field Roll Grooving Tool		PFT510 Vic-Press Tool for Schedule 10S Stainless Steel Pipe	
VE416FSD/417FSD Field Roll Grooving Tool		Power Mule External Power Source	
VE450FSD Field/Shop Roll Grooving Tool		PT-100 Go/No-Go Grooved Pipe Diameter Tape	
VE268 Shop Fabrication Grooving Tool		PT-102 AGS Go/No-Go Grooved Pipe Diameter Tape	
VE414MC Shop Fabrication Grooving Tool		GDC-CTS Go/No-Go Groove Diameter Cable	
VE460 Shop Fabrication Grooving Tool		GDC-PGS-300 Go/No-Go Groove Diameter Cable	
50T Shop Fabrication Grooving Tool		Tool Carry Bag	
RG5200i Automated Production Roll Grooving Tool		VG Cut Grooving Tool	
Victaulic Fabrication Cell		No. T-60 Test Cap Kit	
PS3400 Pipe Stand			
VAPS 112 Pipe Stand			
VAPS 224 Pipe Stand			
VAPS 1672 Pipe Stand			

NOTE: Categories can have a single discount applied. Any individual discounts listed will take precedence over category discounts.

Submitted By: _____	Date: _____
Approved By: _____	Date: _____

Table of Contents

SECTION 1 – Couplings and Fittings

Style 107V QuickVic™ Rigid Coupling	1-2	No. 12 – 22½°	1-29
Style 807N QuickVic™ Installation-Ready™ Rigid Coupling for Potable Water Applications	1-2	No. 13 – 11¼°	1-29
Style 07 Zero-Flex™ Rigid Coupling	1-3	No. W12 – AGS 22½°	1-29
Style L07 Carbon Steel Rigid Coupling	1-4	No. W13 – AGS 11¼°	1-29
Style W07 AGS Rigid Coupling	1-4	No. 100 and No. 110 1½ D Long Radius Elbows	1-30
Style LW07 AGS Carbon Steel Rigid Coupling	1-5	No. L100 and L110 Carbon Steel Long Radius Elbows	1-30
Style 177N QuickVic™ Flexible Coupling for Steel	1-6	No. W100 and W110 1½ D AGS Long Radius Elbow	1-31
Style 877N QuickVic™ Installation-Ready™ Flexible Coupling for Potable Water Applications	1-6	No. LW100 and LW110 Carbon Steel AGS Long Radius Elbow	1-31
Style 77 Flexible Coupling	1-7	No. R-10G and No. R-10F Reducing Base Support Elbow	1-32
Style L77 Carbon Steel Flexible Coupling	1-8	No. 100F & No. 100G Base Support Elbow	1-32
Styles W77/W77B AGS Flexible Coupling	1-9	No. R100F & No. R100G Reducing Base Support Elbow	1-33
Style 75 Flexible Coupling	1-11	No. 10-DR Drain Elbow	1-33
Style 750 Reducing Coupling	1-11	No. V20 Tee	1-33
Style 875 Reducing Coupling for Potable Water Applications	1-12	No. 20 Tee	1-34
Style 741 Vic-Flange Adapter	1-12	No. 29M Tee with Threaded Branch	1-34
Style 841 Vic-Flange Adapter for Potable Water Applications	1-13	No. L20 Tee Carbon Steel Tee	1-34
Style W741 AGS Vic-Flange Adapter	1-13	No. W20 AGS Tee	1-35
Style 743 Vic-Flange Adapter	1-14	No. LW20 AGS Carbon Steel Tee	1-35
Style 72 Outlet Coupling	1-15	No. 35 Cross	1-36
Style 78 Snap-Joint™ Coupling	1-16	No. 33 True Wye	1-36
Style HP-170 Installation-Ready™ Rigid Coupling	1-16	No. W35 AGS Cross	1-36
Style HP-70 Rigid Coupling	1-17	No. W33 AGS True Wye	1-36
Style HP-70ES Coupling with “ES” Gasket	1-17	No(s). 40, 42, and 43 Adapter Nipples	1-37
Style 808 High Pressure Coupling	1-18	No(s). W42, W43 and W49 AGS Adapter Nipples	1-37
Style 809N High-Pressure Coupling for Ring Systems	1-18	No. 80 Female Threaded Adapter	1-38
Style 307 Ductile Iron to IPS Transition Coupling	1-19	No(s). 18 and 19 Adapter Elbows	1-38
Style 171 Composite Flexible Coupling	1-19	No. 25 Grooved Reducing Tee	1-39
Lubricant	1-20	No. L25 Carbon Steel Reducing Tee	1-41
Gaskets	1-20	No. W25 AGS Grooved Reducing Tee	1-42
Flange Parts – Styles 741, 841, W741, 743 and 441	1-23	No. LW25 AGS Carbon Steel Reducing Tee	1-45
Flange Gaskets – Styles 741, 841, W741, 743 and 441	1-23	No. 29T Threaded Reducing Tee	1-46
Style 72 Outlet Coupling Gaskets	1-24	No. 50 Concentric Reducer	1-48
Metal Liners – Styles 77, 75 and 78 Couplings	1-24	No. 51 Eccentric Reducer	1-48
Plated Trackhead Bolts and Nuts	1-25	No. L50 Carbon Steel Concentric Reducer	1-49
Style 107V QuickVic™ Rigid Coupling Bolts and Nuts	1-25	No. L51 Carbon Steel Eccentric Reducer	1-49
Installation-Ready™ Bolts and Nuts	1-25	No. W50 AGS Concentric Reducer	1-50
Go/No-Go Tape	1-26	No. W51 AGS Eccentric Reducer	1-50
Pressure Gauge	1-26	No. LW50 AGS Carbon Steel Concentric Reducer	1-53
Elbows –		No. LW51 AGS Carbon Steel Eccentric Reducer	1-53
No. V10 – 90° QuickVic™	1-27	No(s). 53, 54 and 55 Swaged Nipples	1-53
No. V11 – 45° QuickVic™	1-27	No. 52 – Reducer Threaded Small End	1-54
No. 10 – 90°	1-27	No. L52 – Carbon Steel Reducer – Female Threaded	1-54
No. 11 – 45°	1-27	No. 30 Lateral	1-55
No. V15F ANSI Class 150 Flanged Elbow (Flat Face)	1-28	No. W30 AGS Lateral	1-55
No. V15R ANSI Class 150 Flanged Elbow (Raised Face)	1-28	No. 60 Cap	1-56
No. V16F ANSI Class 300 Flanged Elbow (Flat Face)	1-28	No. L60 Carbon Steel Cap	1-56
No. V16R ANSI Class 300 Flanged Elbow (Raised Face)	1-28	No. W60 AGS Cap	1-57
No. W10 – AGS 90°	1-28	No. LW60 AGS Carbon Steel Cap	1-57
No. W11 – AGS 45°	1-28	No. 30R Reducing Lateral	1-58
		No. W30R AGS Reducing Lateral	1-59

Table of Contents

No. 32 Tee Wye	1-60	Style 429 Isolation Outlet	2-13
No. 61 Bull Plug	1-60	Style 629 Isolation Outlet	2-13
No. 48 Hose Nipple	1-61	Style 156 Mining Header.	2-14
No(s). 45 and 46 Flanged Adapter Nipples	1-61	Series 387 Inline Modular Dual Pump Skid	2-14
No. L45R and No. L46R Carbon Steel Flanged Adapter Nipples.	1-62	Series 388 End Suction Modular Dual Pump Skid.	2-14
No. W45R AGS Flanged Adapter Nipple	1-62	Rigid OGS Carbon Steel Long Run Fittings	2-15
No. LW45R Carbon Steel AGS Flanged Adapter Nipple	1-63	Flexible OGS Carbon Steel Long Run Fittings	2-16
No. 36 <i>VicBlast</i> Nozzle	1-63	Rigid AGS Carbon Steel Long Run Fittings.	2-16
3D Cast Bends for Abrasive Services		Flexible AGS Carbon Steel Long Run Fittings.	2-17
Long Radius Bend – 3D	1-64	Series 385 Vibration Isolation Air Handling Unit Drops	2-18
Long Radius Bends – 5D	1-65	Series 386 Pressure Reducing Valve (PRV) Stations	2-22
Long Radius Bends – 6D	1-66	Series 386-SB Single Branch Pressure Reducing Valve (PRV) Stations	2-24
Schedule 80 3D Long Radius Elbows		Series 386-V Vertical Pressure Reducing Valve (PRV) Stations	2-25
No. 100-3D 90° Long Radius Elbow	1-67	SECTION 3 – Hole Cut Products	
No. 110-3D 45° Long Radius Elbow.	1-67	Styles 920/920N Female Threaded <i>Mechanical-T</i> Outlet.	3-2
XL Fittings and Couplings		Style L920N Female Threaded <i>Mechanical-T</i> Outlet	3-3
Style XL100/XL77/XL79 90° – 1½D Elbows and Couplings.	1-68	Styles 920/920N Grooved <i>Mechanical-T</i> Outlet.	3-4
Style XL110/XL77/XL79 45° – 1½D Elbows and Couplings.	1-68	Styles 920/920N <i>Mechanical-T</i> Cross	3-5
Style XL100/XL77/XL79 90° – 3D Elbows and Couplings.	1-69	Style 923 Strapless Outlet.	3-8
Style XL110/XL77/XL79 45° – 3D Elbows and Couplings	1-69	Style 924 Strapless Thermometer Outlet	3-8
Style XL100/XL110 90° and 45° 1½D Elbows.	1-70	<i>Vic-Tap</i> II Hot Tap	3-9
Style XL100/XL110 90° and 45° 3D Elbows	1-70	SECTION 4 – Valves and Specialties	
Style XL77/XL79 Couplings	1-71	Series 761 <i>Vic-300</i> MasterSeal™ Butterfly Valve	4-2
Style DLY Delta-Y Assembly	1-71	Series W761 <i>Vic-300</i> (14 – 24”) 300 psi AGS Butterfly Valve	4-4
No. 30 DY Lateral	1-71	Series W719 AGS Butterfly Valve.	4-4
Extra Heavy “ES” Fittings	1-72	Series 706 (14 – 24”) 300 psi Butterfly Valve	4-5
Carbon Steel or Stainless Steel (IPS) to Copper (CTS) Dielectric Fittings	1-72	Series 700 Butterfly Valve	4-6
Style 647-GT – Groove x Thread	1-72	Series 721 Grooved End Ball Valve	4-6
Style 647-TT – Thread x Thread.	1-72	Series 726 Grooved End Ball Valve	4-7
Style 647-GG – Groove x Groove	1-73	Series 727 Ball Valve.	4-8
SECTION 2 – Equipment Modules		Series 722 Threaded Brass Ball Valve.	4-9
Series 381 Suction Inlet Vibration Isolation Pump Drop	2-2	Series 722L – Low Lead Ball Valve	4-9
Series 381G Suction Inlet Vibration Isolation Pump Drop – Original Groove System (OGS) End Connection.	2-3	Optional Handle Extensions for Series 722 and Series 722L	4-9
Series 382 Strainer Inlet Vibration Isolation Pump Drop.	2-4	Series 713 High Pressure Check Valve	4-10
Series 382G Strainer Inlet Vibration Isolation Pump Drop – Original Groove System (OGS) End Connection.	2-5	Series 713 Kit	4-10
Series 380 Discharge Outlet Vibration Isolation Pump Drop.	2-6	Series 716H/716 <i>Vic-Check</i> Valve	4-10
Series 380G Discharge Outlet Vibration Isolation Pump Drop – Original Groove System (OGS) End Connection.	2-7	Series 779 Venturi Check Valve.	4-11
Series 383 Discharge CBV Outlet Vibration Isolation Pump Drop	2-8	Series W715 AGS <i>Vic-Check</i> Valve	4-11
Series 383G Discharge CBV Outlet Vibration Isolation Pump Drop – Original Groove System (OGS) End Connection.	2-9	Series 377 Balancing Plug Valve	4-12
No. 26/W26 Outlet Fitting.	2-10	Series 318 Sump Ejector Kit	4-12
Style 929 Isolation Outlet	2-11	Series 725T Diverter Valve	4-13
Style 929D Isolation Outlet	2-12	Series 725S Diverter Valve	4-13
		Series 771M OS&Y Gate Valve.	4-14
		Series 371 OS&Y Gate Valve	4-14
		Series W371 OS&Y Gate Valve	4-15
		Series 372 NRS Gate Valve	4-15
		Series W372 NRS Gate Valve	4-16
		Series 906 Knife Gate Valve	4-16
		Series 795 Knife Gate Valve	4-17
		Series 7340 Grooved End Metering Station – Orifice Type.	4-19

Table of Contents

Series 731-D Suction Diffuser	4-20	Victaulic Series 973/Bermad Model BC-730-P Pressure Relief/Sustaining Valve	5-8
Series W731-D AGS Suction Diffuser	4-20	Victaulic Series 973-HP/Bermad Model BC-730-P Pressure Relief/Sustaining Valve	5-8
Series 730 <i>Vic-Strainer</i> Tee Type Strainer	4-21	Victaulic Series 971/Bermad Model BC-710-P Solenoid Control Valve On/Off	5-9
Series W730 AGS <i>Vic-Strainer</i> Tee Type Strainer	4-21	Victaulic Series 972-55/Bermad Model BC-720-55-P Solenoid Control Valve On/Off	5-9
Series 732 <i>Vic-Strainer</i> Wye Type Strainer	4-22	Victaulic Series 972-2B/Bermad Model BC-720-2B-P Pressure Reducing Valve with Integral Low-Flow Bypass	5-10
Series W732 AGS <i>Vic-Strainer</i> Wye Type Strainer	4-22	Victaulic Series 972-2B-SS/Bermad Model BC-720-2B-P-SS Pressure Reducing Valve with Integral Low-Flow Bypass	5-10
Victaulic Series 968-F/Bermad Model BC-70F-P Strainer	4-23	Victaulic Series 975-82/Bermad Model BC-750-82 Level Control Valve with Modulating Altitude Pilot	5-11
Victaulic Series 968-F-SS/Bermad Model BC-70F-P-SS Strainer	4-23	Victaulic Series 975-67/Bermad Model BC-750-67-P Level Control Valve with Modulating Vertical Float	5-11
Victaulic Series 969-F/Bermad Model BC-80F-P High Pressure Strainer	4-24	Victaulic Series 935-H/Bermad Model BC-CAP-P Direct Acting Pressure Reducing Valve	5-12
Style 150 <i>Mover</i> Expansion Joint	4-24	Victaulic Series 970/Bermad Series 700	5-12
Style 155 Expansion Joint	4-25	Victaulic Series 980/Bermad Series 800	5-13
Style 155P Expansion Joint for OGS Potable Water Piping Systems	4-35	Hydraulic Control Valves Spare Parts	5-14
Style 257 Dynamic Movement Joint	4-39	SECTION 6 – Air Valves	
Style W257 Dynamic Movement Joint	4-40	Series 9A7 Air Release Valve	6-2
No. A10 Carbon Steel Riser Anchor	4-43	Series 9C3 Combination Air Valve	6-3
No. A20 AGS Carbon Steel Heavy Riser Anchor	4-43	Series 9C7 Combination Air Valve	6-3
No. A40 Carbon Steel Riser Anchor for Tight Spaces	4-43	Series 9C5-P Combination Air Valve	6-4
Horizontal Pipe Clamp Anchors		Series 9C5-N-N Combination Air Valve	6-4
No. A81 Long Adjustable Pipe Clamp Anchor	4-44	Series 9C5 Accessories	6-4
No. A82 Short Adjustable Pipe Clamp Anchor	4-44	SECTION 7 – Hydronic Balancing Products	
No. A83 Long Fixed Pipe Clamp Anchor	4-45	Manual Balancing Valves	
No. A84 Short Fixed Pipe Clamp Anchor	4-45	TA Series 786H STAS – Solder End	7-2
No. WA20 AGS Carbon Steel Heavy Riser Anchor	4-46	TA Series 787H STAD – NPT (Fem.) End	7-2
No. A190 Carbon Steel Riser Movement Fitting	4-46	Series 78KH STADK	7-2
No. A191 Carbon Steel Anchor Outlet Fitting	4-47	TA Series 788 STAF – Flanged End	7-3
SECTION 5 – Hydraulic Control Valves		TA Series 789 STAG – Grooved End	7-3
Victaulic Series 972/Bermad Model BC-720-P Pressure Reducing Valve	5-2	TA Series 790 Balancing Valve for Potable Water Applications	7-3
Victaulic Series 972-SS/Bermad Model BC-720-P-SS Pressure Reducing Valve	5-2	TA Series 7TZ Therm Zero Valve for Potable Water Applications	7-4
Victaulic Series 972-PD/Bermad Model BC-720-PD-P Proportional Pressure Reducing Valve	5-3	TA Series 7SM Control Valve	7-5
Victaulic Series 972-PD-SS/Bermad Model BC-720-PD-P-SS Proportional Pressure Reducing Valve	5-3	Domestic Water Kits – Series 7WB, Series 7W9, Series 7WT & Series 7WX	7-6
Victaulic Series 982-PP/Bermad Model BC-820-PP-P High Pressure Proportional Pressure Reducing Valve	5-4	TA Series 78BL Balancing Ball Valve	7-7
Victaulic Series 973-Q/Bermad Model 73Q-P Pressure Relief Valve	5-4	TA Series 786H and 787H Insulation Kits	7-8
Victaulic Series 973-QHP/Bermad Model BC-73Q-P Pressure Relief Valve	5-5	TA Series 788 and 789 Insulation Kits	7-8
Victaulic Series 979-4/Bermad Model BC-794-P Excessive Pressure Shut Off Valve	5-5	TA Series 786H Drain Kit	7-8
Victaulic Series 979-4-SS/Bermad Model BC-794-P-SS Excessive Pressure-Shut Off Valve	5-6	Spare Parts	7-9
Victaulic Series 972S-H/Bermad Model BC-72S-H-P Pressure Reducing System with “Watchdog” Hydraulic Backup Valve	5-6	Automatic Balancing Valves	
Victaulic Series 972S-2B-H/Bermad Model BC-72S-2B-H-P Watchdog PRV Combo with Integrated Low-Flow Bypass	5-7	Series 76T – Female x Female Threaded	7-10
Victaulic Series 970-N/Bermad Model BC-70N-P Check Valve	5-7	Series 76B – Female x Female Threaded with Ball Valve Kit	7-10
		Series 76K – Male x Female Threaded	7-10
		Series 76V Integrated – Male x Female Threaded with Ball Valve Kit	7-11

Table of Contents

Series 76G – Grooved	7-11	TA Series 7PR	7-63
Series 76T Accessories	7-11	TA Series 7DA	7-64
Replacement O-Rings for Cartridge Cap.	7-12	TA Series 793 Insulation Kits	7-64
Balancing Control Valves		TA Series 793 Differential Pressure Control Valve & TA Series 787H Balancing Valve with Drain Kit	7-65
TA Series TC – On/Off Control	7-15	TA Series 7DA Compact Differential Pressure Valve & TA Series 787H Balancing Valve with Drain Kit	7-66
TA Series TCM – Modulating Control	7-17	Differential Pressure Controller Accessories	7-67
Tailpiece Accessories for 7CP and 7MP	7-19	Balancing Instruments	
Balancing Control Valve Actuators	7-20	Dongle for Slider Actuators 7CP and 7MP	7-68
TA Series 7CP Compact Pressure Independent Balancing and Control Valve	7-21	TA Series 736 TA Link Differential Pressure Sensor	7-68
TA Series 7MP – Brass Pressure Independent Balancing and Modulating Control Valve	7-28	Universal Gauge Meter Conversion Kit	7-68
TA Series 7MP – High Pressure Independent Balancing and Modulating Control Valve	7-34	TA Series 734 SCOPE Balancing Instrument	7-69
TA Series 7MP – Ductile Iron Pressure Independent Balancing and Modulating Control Valve	7-37	SECTION 8 – Plain End Couplings and Fittings	
TA Series 7MP HF – Ductile Iron Pressure Independent Balancing and Modulating Control Valve	7-38	Style 99 <i>Roust-A-Bout</i> Coupling	8-2
TA Series 76W 6-Way Valve	7-46	Gaskets for Style 99 Couplings	8-2
Balancing Control Valve Presetting Tool	7-46	Plated Trackhead Bolts and Nuts	8-3
Series 76X ICSS – Low Lead Balancing Valve	7-47	No(s). 40-P, 42-P and 43-P Adapter Nipples.	8-3
Standard Koil-Kit™ Coil Pack		Plain End Fittings	
Manual Koil-Kit™ Coil Pack with Series 78KH Union Inlet Globe Style Valves	7-50	No. 10-P – 90° Elbow	8-4
Manual Koil-Kit™ Coil Pack with TA Series 786H Sweat Globe Style Valves	7-51	No. 11-P – 45° Elbow	8-4
Manual Koil-Kit™ Coil Pack with Series 78BL Quarter Turn Balancing Ball Valves	7-52	No. 20-P – Tee	8-4
Automatic Koil-Kit™ Coil Pack with Series 76V Automatic Union Inlet Balancing Valve with Cartridges	7-54	No. 61-P – Bull Plug	8-4
Series 79C Koil-Kit™ Coil Pack	7-56	No. 33-P – Wye	8-5
Series 79D Koil-Kit™ Coil Pack with Style 925 Drain/Air Vent Assembly	7-56	No. 30-P – Lateral	8-5
Series 79H Koil-Kit™ Coil Pack with 76G Auto Valve	7-56	No. 35-P – Cross	8-5
Style 925 – Drain/Air Vent Assembly	7-56	No. 53-P – Swaged Nipples.	8-6
Optional Tailpieces	7-57	No. 25-P – Reducing Tee	8-7
Union Collar	7-57	QuickVic™ SD Installation-Ready™ System	
Bypass Tee	7-57	Style P07 Installation-Ready™ Coupling	8-8
Koil-Kit™ Coil Pack Components		Style P08 Installation-Ready™ Slip Coupling	8-8
Series 78Y – Strainer/Ball Valve Combination	7-58	Style P50 Installation-Ready™ Slip Coupling	8-8
Series 78T – Ball Valve Union Combination	7-58	No. P10 Installation-Ready™ 90° Elbow	8-9
Series 78U – Union Port Fitting	7-58	No. P11 Installation-Ready™ 45° Elbow	8-9
Coil Hose	7-59	No. P20 Installation-Ready™ Tee	8-9
Series 78Y and 78T Handle Extension	7-59	No. P25 Installation-Ready™ Reducing Tee	8-10
Replacement O-Rings	7-60	No. P27 Reducing on Run Tee	8-10
Hose Adapter Replacement Parts	7-60	No. P60 Cap	8-11
Hose End Drain Valve	7-60	No. P60 Tapped Cap	8-11
Probe Port	7-60	Replacement Retainer Rings	8-11
Air Vent	7-60	No. P40 Threaded Adapter (Male NPT x Plain End)	8-12
Automatic Air Vent	7-61	No. P80 Threaded Adapter (Female NPT x Plain End)	8-12
Port Extender	7-61	No. P47 Straight Dielectric Adapter	8-12
Differential Pressure Controllers		No. P97 90° Elbow Dielectric Adapter	8-13
TA Series 793 – Threaded Ends	7-62	No. P42 Close Nipple	8-13
TA Series 794 – Flanged Ends	7-62	Series P89 Full Port Ball Valve	8-14
TA Series 782 Bypass Valve	7-63	PC3110 Cut and Mark Tool	8-14
		SECTION 9 – Vic-Press™ System for Schedule 10S Stainless Steel Pipe	
		Vic-Press™ System for Type 304 Schedule 10S Stainless Steel Pipe	
		Style P500 Loose Seals	9-3
		Style P597 Standard Coupling	9-3
		Style P596 Male Adapter – Threaded.	9-3

Table of Contents

Series P569 Type 316 Stainless Steel Ball Valve	9-4	Style 995N HDPE Coupling	10-8
Series P589 Brass Body Ball Valve	9-4	Style 997 HDPE-to-Steel Transition Coupling	10-8
Style P586 90° Elbow – Short Tangent	9-5	HDPE Plain End Fittings	
Style P542 90° Street Elbow	9-5	No. H10 – 90° Elbow	10-9
Style P591 45° Elbow	9-6	No. H11 – 45° Elbow	10-9
Style P543 45° Street Elbow	9-6	No. H20 – Tee	10-9
Style P592 Tee	9-7	No. H50 – Concentric Reducer	10-9
Style P593 Tee – Reducing Branch	9-7	Series 906 Knife Gate Valve for Plain End HDPE Pipe	10-10
Style P588 Tee – Reducing Branch – Threaded	9-8	CG3300/3500 Cut Grooving Tool for HDPE Pipe	10-12
Style P594 Concentric Reducer	9-8	SECTION 11 – CPVC Products	
Style P595 Flange Adapter	9-9	Style 356 Installation-Ready™ Transition Coupling	11-2
Style P565 Flange Adapter	9-9	Style 357 Installation-Ready™ Rigid Coupling	11-2
Style P587 Transition Nipple	9-10	Style 358 Reducing Coupling	11-3
Style P584 Threaded Union	9-10	Style 856 Installation-Ready™ Transition Coupling for Potable Water Applications	11-4
Style P599 Female Adapter – Threaded	9-10	Style 857 Installation-Ready™ Rigid Coupling for Potable Water Applications	11-4
Style P561 Adapter	9-11	Style 858 Reducing Coupling for Potable Water Applications	11-5
Style P540 End Cap	9-11	No. 350 90° Elbow	11-6
PFT510 Vic-Press™ Tool	9-11	No. 351 45° Elbow	11-6
Vic-Press™ System for Type 316 Schedule 10S Stainless Steel Pipe		No. 352 Tee	11-6
Style P500 Loose Seals	9-13	No. 353 Reducing Tee Groove x Groove x Groove	11-7
Style P507 Standard Coupling	9-13	No. 354 Reducing Tee Groove x Groove x Socket	11-8
Style P576 Male Adapter – Threaded	9-13	No. 359F Flange Adapter	11-8
Style P508 Slip Coupling	9-14	No. 361 Reducing Adapter	11-9
Series P569 Stainless Steel Ball Valve	9-14	Style 355 PGS-300 Expansion Joint	11-10
Series P569 Repair Kits	9-15	Style 355P PGS-300 Expansion Joint for Potable Water Applications	11-14
Series P589 Brass Body Ball Valve	9-15	CG1100 Cut Grooving Tool for CPVC/PVC Pipe	11-18
Style P568 90° Elbow – Short Tangent	9-15	SECTION 12 – Copper Connection Products	
Style P562 90° Street Elbow	9-16	Style 607 QuickVic™ Rigid Coupling for Copper Tubing	12-2
Style P571 45° Elbow	9-16	Style 644 Installation-Ready™ Transition Coupling for Copper Tubing to Stainless Steel Pipe	12-2
Style P563 45° Street Elbow	9-17	Style 622 <i>Mechanical-T</i> Bolted Branch Outlet for Copper Tubing	12-3
Style P572 Tee	9-17	Style 622 <i>Mechanical-T</i> Cross Assembly for Copper Tubing	12-3
Style P573 Tee – Reducing Branch	9-18	Style 641 <i>Vic-Flange</i> Adapter for Copper Tubing	12-4
Style P578 Tee – Reducing Branch Threaded	9-18	Grooved End Copper Fittings	
Style P574 Concentric Reducer	9-19	No. 610 90° Elbow	12-5
Style P575 Flange Adapter	9-19	No. 611 45° Elbow	12-5
Style P566 Flange Adapter	9-20	No. 620 Tee	12-5
Style P577 Transition Nipple	9-20	No. 660 Cap	12-5
Style P585 Threaded Union	9-20	No. 625 Reducing Tee Groove x Groove x Groove	12-5
Style P579 Female Adapter – Threaded	9-21	No. 626 Reducing Tee Groove x Groove x Cup	12-6
Style P560 End Cap	9-21	No. 643 Copper Adapter Nipple	12-6
PFT510 Vic-Press™ Tool	9-21	No. 650 Concentric Reducer Groove x Groove x Groove	12-6
SECTION 10 – HDPE Products		No. 652 Concentric Reducer Groove x Cup	12-7
Style 905 Coupling for HDPE Pipe	10-2	Series 608N Copper Connection Butterfly Valve	12-7
Style 907 and Style W907 Transition Coupling for HDPE-to-Steel Pipe	10-3	GDC-CTS Go/No-Go Groove Diameter Cable	12-8
Style 2971 Aquamine™ Transition Coupling for PVC to HDPE	10-4	SECTION 13 - Aluminum Products	
Style 908 Coupling for Double Grooved HDPE Pipe	10-5	Aluminum Couplings	13-2
Style 904 Flange Adapter for HDPE-to-Flanged Pipe	10-6	Aluminum Fittings	13-2
Style 926 <i>Mechanical-T</i> Spigot	10-7		
Style 926 Spigot Hole Saw for HDPE Pipe	10-7		

Table of Contents

SECTION 14 - Stainless Steel Products

Ductile Iron Couplings for Stainless Steel Pipe	
Style 89 Rigid Coupling	14-2
Style 889 Rigid Coupling for Potable Water Applications	14-2
Style W89 AGS Rigid Coupling	14-3
Stainless Steel and Duplex Couplings	
Style 489 Rigid Coupling	14-4
Style W489 AGS Stainless Steel Rigid Coupling	14-4
Style 489DX Duplex Rigid Coupling	14-5
Style 475 Flexible Coupling	14-5
Style 475DX Duplex Flexible Coupling	14-6
Style 77DX Duplex Flexible Coupling	14-6
Style 77S Flexible Coupling	14-7
Stainless Steel Flange Adapters	
Style 441 <i>Vic-Flange</i> Adapter	14-7
No. 445F and No. 445R Stainless Steel Flange Adapter Nipples	14-8
Style 422 Branch Outlet	14-9
No. A10S Stainless Steel Riser Anchor	14-10
No. A40S Stainless Steel Riser Anchor for Tight Spaces	14-10
Schedule 10S Stainless Steel Fittings	
No. 410 SS 90° Elbow	14-11
No. 411 SS 45° Elbow	14-11
No. W410 90° Elbow	14-11
No. W411 45° Elbow	14-11
No. 410-DR 90° Drain Elbow	14-11
No. 412 SS 22½° Elbow	14-12
No. 413 SS 11¼° Elbow	14-12
No. 420 SS Tee	14-12
No. W420 AGS Tee	14-13
No. 425 SS Reducing Tee	14-14
No. W425 Reducing Tee	14-15
No. 430 SS 45° Lateral	14-16
No. 433 SS True Wye	14-16
No. 435 SS Cross	14-16
No(s). 442 SS and 443 SS Adapter Nipples	14-16
No(s). W442, W443 and W449 AGS Adapter Nipples	14-17
No. 450 SS Concentric Reducer	14-17
No. W450 AGS Concentric Reducer	14-18
No. 451 SS Eccentric Reducer	14-19
No. W451 AGS Eccentric Reducer	14-20
No. W445R AGS Flanged Adapter Nipple	14-20
No. 460 SS Cap	14-21
No. W460 AGS Cap	14-21
Schedule 40S Stainless Steel Fittings	
No. 410H SS 90° Elbow	14-22
No. 411H SS 45° Elbow	14-22
No. 412H SS 22½° Elbow	14-22
No. 413H SS 11¼° Elbow	14-22
No. 420H SS Tee	14-23
No. 425H SS Reducing Tee	14-23

No. 430H SS 45° Lateral	14-24
No. 433H SS True Wye	14-24
No. 435H SS Cross	14-24
No. 440H SS Adapter Nipples	14-24
No(s). 442H SS and 443H SS Adapter Nipples	14-25
No. 450H SS Concentric Reducer	14-25
No. 451H SS Eccentric Reducer	14-26
No. 460H SS Cap	14-26
Stainless Steel Valves	
Series 250-S4 Butterfly Valve	14-27
Series 461 <i>Vic-300</i> MasterSeal™ Stainless Steel Butterfly Valve	14-28
Series 861 <i>Vic-300</i> MasterSeal™ Stainless Steel Butterfly Valve for Potable Water Applications	14-30
Series 726-S Ball Valve	14-31
Series 416 Stainless Steel Check Valve	14-32
Series 816 Stainless Steel Check Valve for Potable Water Applications	14-32

SECTION 15 - Steam, Condensate and Chemical System Products

Style 870 Rigid Coupling	15-2
Series 871 Gate Valve	15-2
Series 871R Modular Gate Valve	15-2
Series 159 Flexible Loop	15-3
Carbon Steel OGS-200 Grooved End Fittings	
No. 890C and 890HC – Long Radius 90° Elbow	15-3
No. 811C and 811HC – 45° Elbow	15-3
No. 820C and No. 820HC Tee	15-3
No. 825C and No. 825HC Reducing Tee	15-4
No. 850C and No. 850HC Concentric Reducer	15-4
No. 851C and No. 851HC Eccentric Reducer	15-5
No. 860C and No. 860HC Cap	15-5
No. 860T Carbon Steel Tapped Cap	15-5
No(s). 845FC and No. 846FS Flat Face ANSI Class 150 Flange Adapter Nipples	15-6
No(s). 845RC and 846RC Raised Face ANSI Class 300 Flange Adapter Nipples	15-6
No. 843 Grooved Adapter Nipple	15-6
No. 895i OGS-200 Groove x OGS-200 Groove x NPT Thread Instrumentation Nipple	15-7
Stainless Steel OGS-200 Grooved End Fittings	
No. 890S – Long Radius 90° Elbow	15-7
No. 811S – 45° Elbow	15-7
No. 820S Tee	15-8
No. 825S Reducing Tee	15-8
No. 850S Concentric Reducer	15-8
No. 851S Eccentric Reducer	15-8
No. 860S Cap	15-9
No. 845FS – ANSI Class 150 Flat Face Flange Adapter Nipple	15-9
No. 845RS – ANSI Class 150 Raised Face Flange Adapter Nipple	15-9
No. 846FS – ANSI Class 300 Flat Face Flange Adapter Nipple	15-9

Table of Contents

No. 846RS – ANSI Class 300 Raised Face Flange Adapter Nipple	15-9	VG28GD-ABR	17-25
No. 826 Steam Outlet Fitting	15-10	VDG26GD	17-25
Nos. 891C, 891H, 892C and 892H Steam and Condensate In-Line Drip Leg Fittings	15-11	VG26GD-COR	17-26
Nos. 893C, 893H, 894C and 894H Steam and Condensate Riser Drip Leg Fittings	15-11	VG824	17-27
RG1200 OGS-200 Roll Grooving Tool	15-12	VG824-ABR	17-28
RG1210 OGS-200 Roll Grooving Tool	15-12	VG824-COR	17-28
OGS-200 Carbon Steel Grooving Rolls	15-13	VG824DG	17-29
OGS-200 Stainless Steel Grooving Rolls	15-13	VG828	17-29
Go/No Go Groove Tape	15-13	VG Vic-Groover	17-30
SECTION 16 - Large Diameter AGS Vic-Ring Products		VG412	17-32
Vic-Ring Check Sheet for W07/W77/W89 AGS Couplings	16-3	Cut Grooving Tools for CPVC/PVC Plastic Pipe	
Style W07 AGS Rigid Coupling for AGS <i>Vic-Ring</i> System	16-4	CG1100	17-33
Style W77 AGS Flexible Coupling for AGS <i>Vic-Ring</i> System	16-5	VP824	17-33
SECTION 17 – Pipe Preparation Tools		CG3300/3500 Cut Grooving Tool for HDPE Pipe	17-34
Roll Grooving Tools – Field Portable		Style 926 Spigot Hole Saw for HDPE Pipe	17-34
VE12	17-2	Hole Cutting Tools	
VE26 S/C/SS/P	17-2	VHCT900	17-35
VE26/VE46 Power Drive Kit	17-3	HCT908	17-35
VE46/P	17-3	Accessories	17-35
RG1200 Roll Grooving Tool	17-3	<i>Vic-Tap</i> II Hot Tap	17-36
RG1210 Roll Grooving Tool	17-4	Pipe Cut-Off Tools	
VE226 B/S/M/C/BSS/MSS/P	17-4	VCT1 – Manual	17-37
VE226 Power Drive Kit	17-5	VCT2 – Automatic	17-37
Roll Grooving Tools – Field Fabrication		Accessories	17-37
VE106	17-6	PC3110 Cut and Mark Tool with Chamfering Feature	17-38
VE206	17-7	Vic-Press™ Tool	
RG3400	17-8	PFT510	17-39
VE272SFS	17-10	Pipe Preparation Tool Accessories	
VE270FSD	17-11	Power Mule II	17-40
VE416FS	17-12	PT100A Go/No-Go Pipe Tape	17-40
VE416FSD	17-13	PT102A AGS Go/No-Go Pipe Tape	17-41
VE450FSD	17-14	GDC-CTS Go/No-Go Groove Diameter Cable	17-41
Roll Grooving Tools – Shop Fabrication		GDC-PGS-300 Go/No-Go Groove Diameter Cable	17-41
VE268	17-15	Tool Carry Bag	17-41
VE414MC	17-16	No. T-60 Test Cap Kit	17-42
VE460	17-17	Terms and Conditions of Tool Rental	17-44
VE460	17-17	Terms and Conditions of Tool Sale	17-45
50T	17-19	Terms and Conditions of Sale	Inside Back Cover
50T Optional Accessories	17-19	Warranty	Inside Back Cover
RG5200i	17-20		
Victaulic Fabrication Cell	17-21		
Tool Accessories			
PS3400 Pipe Stand	17-22		
VAPS112 Pipe Stand	17-22		
VAPS224 Pipe Stand	17-23		
VAPS1672 Pipe Stand	17-23		
VE436MC Quick Change Slide Conversion Kit	17-23		
Cut Grooving Tools – Field Fabrication			
VG28GD	17-24		

Gaskets

Gasket Selection Guide



IMPORTANT PLEASE READ BEFORE ORDERING.
Gasket selection must always be specified on your order.

For information pertaining to gasket seals for couplings, seals for Vic-Press™ products, O-rings for Victaulic® Bolted Split Sleeve products and general definition/seal material Selection, refer to publication 05.01.

For specific chemical and temperature compatibility, refer to the Gasket Chemical Services Guide Long Report (GSG-100).

Couplings and Fittings



Grooved IPS Pipe Couplings

Grooved IPS Pipe Couplings

QuickVic™ Rigid Coupling

STYLE 107V

Refer to publication 06.33



STYLE 107V – GRADE “EHP” GASKET

PIPE		Approx. Wgt. Ea.	COUPLING COMPLETE † With Grade “EHP” or “HMT” Gasket and Plated Bolts and Nuts		COUPLING COMPLETE † With Grade “EHP” or “HMT” Gasket and Stainless Steel Bolts and Nuts		COUPLING COMPLETE † With Grade “EHP” or “HMT” Gasket and Galvanized Bolts and Nuts		COUPLING COMPLETE † With Grade “EHP” or “HMT” Gasket and TDZ Bolts and Nuts	
inches			Price Each		Price Each		Price Each		Price Each	
Nom. Size	Outside Dia.	lb	Painted	Galv.	Painted	Galv.	Painted	Galv.	Painted	Galv.
2	2.375	2.9	\$166.00	\$209.00	\$493.00	\$583.00	\$313.00	\$355.50	\$302.50	+
2½	2.875	3.3	188.50	237.00	535.50	625.50	366.00	413.50	334.00	+
3	3.500	3.7	217.50	276.00	599.00	694.50	466.50	535.50	376.50	+
4	4.500	5.0	301.00	387.00	710.50	832.50	567.50	652.00	482.50	+
5	5.563	7.0	387.00	503.00	1118.50	1261.50	673.50	790.00	+	+
6	6.625	8.1	505.50	657.50	1245.50	1420.50	811.00	959.50	705.00	+
8	8.625	16.1	798.50	1036.50	1558.50	1839.50	1134.50	1383.50	1023.00	+
10	10.750	24.7	1543.00	2057.00	2307.50	2926.00	1897.50	2417.00	1775.50	+
12	12.750	29.1	1724.00	2307.50	2528.50	3259.50	2093.50	2687.50	1977.00	+

† Surcharge for couplings supplied without gasket. Contact Victaulic for pricing.

NOTE: Items listed in shaded areas are non-cancellable and non-returnable.

QuickVic™ Installation-Ready™ Rigid Coupling for Potable Water Applications

STYLE 807N

Refer to publication 06.28



STYLE 807N – GRADE “P” GASKET

PIPE		Approx. Wgt. Ea.	COUPLING COMPLETE With Grade “P” Gasket		SPARE PARTS
inches			Price Each		
Nom. Size	Outside Dia.	lb	Painted	Galv.	Grade “P” Gasket
2	2.375	2.7	\$171.00	\$214.50	\$134.50
2½	2.875	3.0	193.00	242.50	145.50
3	3.500	3.7	223.50	283.50	164.00
4	4.500	5.1	308.50	398.50	218.50
6	6.625	8.2	519.50	675.50	363.00
8	8.625	15.1	819.50	1065.00	436.50
10	10.750	23.6	1585.50	2114.00	503.50
12	12.750	27.2	1771.00	2371.00	559.50

NOTE: Available with stainless steel bolts and nuts. Contact Victaulic for pricing.

NOTE: Items listed in shaded areas are non-cancellable and non-returnable.

Grooved IPS Pipe Couplings

Zero-Flex™ Rigid Coupling

STYLE 07

(with Style 77 gasket)

Refer to publication 06.02



STYLE 07 – GRADE “E” OR “T” GASKET OR FLUSH-SEAL™ GASKET

PIPE		Approx. Wgt. Ea.	COUPLING COMPLETE † With Grade “E” or “T” Gasket		COUPLING COMPLETE † with Flush-Seal Grade “E” or “T” Gasket		SPARE PARTS	
inches			Price Each		Price Each		Plated Bolt & Nut	
Nom. Size	Outside Dia.	lb	Painted	Galv.	Painted	Galv.	No. *	Size § Inches
1	1.315	1.6	\$151.50	\$189.50	\$212.00	\$254.00	2	3/8 x 2
1¼	1.660	1.6	142.00	178.00	200.50	237.50	2	3/8 x 2
1½	1.900	1.6	151.50	189.50	212.00	254.00	2	3/8 x 2
2	2.375	2.3	193.00	239.50	252.50	299.00	2	1/2 x 2½
2½	2.875	2.6	218.00	275.50	301.00	351.50	2	1/2 x 2¾
3	3.500	3.0	253.00	319.50	317.50	388.00	2	1/2 x 2½
4	4.500	5.3	349.00	448.50	443.00	544.50	2	1/2 x 2¾
5	5.563	7.4	448.50	585.50	697.00	1225.00	2	5/8 x 3¼
6	6.625	8.3	592.50	765.50	819.50	1003.50	2	5/8 x 3¼
8	8.625	15.1	929.00	1205.50	1083.50	1355.00	2	¾ x 4¼
10	10.750	23.5	1801.00	2402.00	2165.00	2746.00	2	7/8 x 6½
12	12.750	28.2	2012.00	2692.00	2460.00	3163.00	2	7/8 x 6½

* Number of bolts equals number of segments supplied.

NOTE: Items listed in shaded areas are non-cancellable and non-returnable.

† Surcharge for couplings supplied without gasket. Contact Victaulic for pricing.

§ Metric thread size bolts available. Contact Victaulic.

NOTE: See Spare Parts Section for spare part prices.

NOTE: For 14 - 24" Style 07 couplings contact your local Victaulic sales representative.

Zero-Flex™ Rigid Coupling

STYLE 07

(with Style 77 gasket)

Refer to publication 06.02



STYLE 07 – SILICONE GRADE “L” GASKET OR FLUOROELASTOMER GRADE “O” GASKET

PIPE		Approx. Wgt. Ea.	COUPLING COMPLETE † With Silicone Grade “L” Gasket		COUPLING COMPLETE † With Fluoroelastomer Grade “O” Gasket		SPARE PARTS	
inches			Price Each		Price Each		Plated Bolt & Nut	
Nom. Size	Outside Dia.	lb	Painted	Galv.	Painted	Galv.	No. *	Size § Inches
1	1.315	1.6	\$344.50	\$381.50	\$969.00	\$1007.00	2	3/8 x 2
1¼	1.660	1.6	323.50	354.50	869.50	909.00	2	3/8 x 2
1½	1.900	1.6	460.00	494.00	969.50	1009.00	2	3/8 x 2
2	2.375	2.3	363.00	407.50	924.50	968.50	2	1/2 x 2½
2½	2.875	2.6	411.00	467.50	1040.50	1090.00	2	1/2 x 2¾
3	3.500	3.0	462.50	528.50	1159.00	1227.50	2	1/2 x 2½
4	4.500	5.3	686.00	782.50	1896.00	1990.50	2	1/2 x 2¾
5	5.563	7.4	1227.50	1354.50	2065.50	2193.50	2	5/8 x 3¼
6	6.625	8.3	1441.50	1603.00	2594.50	2758.00	2	5/8 x 3¼
8	8.625	15.1	1801.00	2057.00	3150.00	3407.00	2	¾ x 4¼
10	10.750	23.5	3257.00	3856.50	5342.00	5940.50	2	7/8 x 6½
12	12.750	28.2	3738.00	4419.00	7392.00	8074.50	2	7/8 x 6½

* Number of bolts equals number of segments supplied.

NOTE: Items listed in shaded areas are non-cancellable and non-returnable.

† Surcharge for couplings supplied without gasket. Contact Victaulic for pricing.

§ Metric thread size bolts available. Contact Victaulic.

NOTE: See Spare Parts Section for spare part prices.

NOTE: For 14 - 24" Style 07 couplings contact your local Victaulic sales representative.

Grooved IPS Pipe Couplings

Carbon Steel Rigid Coupling

STYLE L07

SA352 Grade LCC

Refer to publication 51.01



STYLE L07 – GRADE “E” OR “T” GASKET, TYPE 316 STAINLESS STEEL HARDWARE

PIPE		Approx. Wgt. Ea.	COUPLING COMPLETE With Grade “E” or “T” Gasket		COUPLING COMPLETE With Grade “L” Gasket	
inches			Price Each		Price Each	
Nom. Size	Outside Dia.	lb	Painted	Galv.	Painted	Galv.
1½	1.900	1.8	\$471.00	\$521.00	+	+
2	2.375	2.5	568.00	630.00	+	+
2½	2.875	2.9	590.00	656.50	+	+
3	3.500	3.3	595.50	661.50	+	+
4	4.500	5.8	705.00	789.50	+	+
6	6.625	9.1	902.50	1018.00	+	+
8	8.625	16.6	1337.00	1519.00	+	+
10	10.750	25.9	1987.00	2259.00	+	+
12	12.750	31.0	2110.50	2410.00	+	+

NOTE: Items listed in shaded areas are non-cancellable and non-returnable.

+ Quoted on application. Contact Victaulic for pricing and availability.

AGS Rigid Coupling

AGS STYLE W07

Refer to publication 20.02



14 – 24”



26 – 50”



AGS STYLE W07 – GRADE “E” OR “T” FLUSH-SEAL™ GASKET

PIPE		Approx. Wgt. Ea.	COUPLING COMPLETE † With Flush-Seal Grade “E” or “T” Gasket		SPARE PARTS	
inches			Price Each		Plated Bolt & Nut	
Nom. Size	Outside Dia.	lb	Painted	Galv.	No.	Size § Inches
14	14.000	49.0	\$1767.50	\$2176.50	2	1 x 5½
16	16.000	61.0	1887.00	2407.50	2	1 x 5½
18	18.000	71.0	2178.50	2821.50	2	1 x 5½
20	20.000	82.0	2976.00	3730.00	2	1⅛ x 5½
22	22.000	110.0	3450.00	+	2	1⅛ x 5½
24	24.000	116.0	3815.00	4833.00	2	1⅛ x 5½
26	26.000	205.0	6118.00	+	4	1⅜ x 6
28	28.000	220.0	7289.00	+	4	1⅜ x 6
30	30.000	227.0	10213.50	+	4	1¼ x 7
32	32.000	242.0	11158.50	+	4	1¼ x 7
34	34.000	255.0	11627.00	+	4	1¼ x 7
36	36.000	268.0	12034.00	+	4	1¼ x 7
38	38.000	304.0	13828.50	+	4	1½ x 7
40	40.000	340.0	14406.50	+	4	1½ x 8
42	42.000	360.0	16052.00	+	4	1½ x 8
44	44.000	390.0	16578.00	+	4	1½ x 8
46	46.000	415.0	+	+	4	1½ x 8
48	48.000	425.0	17745.00	+	4	1½ x 8
50	50.000	500.0	+	+	4	1½ x 8

NOTE: Items listed in shaded areas are non-cancellable and non-returnable.

+ Quoted on application. Contact Victaulic for pricing and availability.

† Surcharge for couplings supplied without gasket. Contact Victaulic for pricing.

§ Metric thread size bolts available. Contact Victaulic.

NOTE: See Spare Parts Section for spare part prices.

Grooved IPS Pipe Couplings

AGS™ Rigid Coupling

AGS STYLE W07

Refer to publication 20.02



14 – 24"



26 – 50"

AGS STYLE W07 – SILICONE GRADE “L” FLUSH-SEAL™ GASKET

PIPE		Approx. Wgt. Ea.	COUPLING COMPLETE † With Flush-Seal Silicone Grade “L” Gasket		SPARE PARTS	
inches			Price Each		Plated Bolt & Nut	
Nom. Size	Outside Dia.	lb	Painted	Galv.	No.	Size § Inches
14	14.000	49.0	\$3629.50	\$4039.00	2	1 x 5½
16	16.000	61.0	3994.50	4514.50	2	1 x 5½
18	18.000	71.0	4393.00	5033.00	2	1 x 5½
20	20.000	82.0	5089.50	5841.50	2	1½ x 5½
22	22.000	110.0	+	+	2	1½ x 5½
24	24.000	116.0	5543.00	6559.00	2	1½ x 5½
26	26.000	205.0	+	+	4	1¾ x 6
28	28.000	220.0	+	+	4	1¾ x 6
30	30.000	227.0	+	+	4	1¼ x 7
32	32.000	242.0	+	+	4	1¼ x 7
34	34.000	255.0	+	+	4	1¼ x 7
36	36.000	268.0	+	+	4	1¼ x 7
38	38.000	304.0	+	+	4	1½ x 7
40	40.000	340.0	+	+	4	1½ x 8
42	42.000	360.0	+	+	4	1½ x 8
44	44.000	390.0	+	+	4	1½ x 8
46	46.000	415.0	+	+	4	1½ x 8
48	48.000	425.0	+	+	4	1½ x 8
50	50.000	500.0	+	+	4	1½ x 8

NOTE: Items listed in shaded areas are non-cancellable and non-returnable.

+ Quoted on application. Contact Victaulic for pricing and availability.

† Surcharge for couplings supplied without gasket. Contact Victaulic for pricing.

§ Metric thread size bolts available. Contact Victaulic.

NOTE: See Spare Parts Section for spare part prices.

AGS™ Carbon Steel Rigid Coupling

AGS STYLE LW07

Refer to publication 51.01



AGS STYLE LW07 – GRADE “E” OR “T” GASKET, TYPE 316 STAINLESS STEEL HARDWARE

PIPE		Approx. Wgt. Ea.	COUPLING COMPLETE With Grade “E” or “T” Gasket		COUPLING COMPLETE With Grade “L” Gasket	
inches			Price Each		Price Each	
Nom. Size	Outside Dia.	lb	Painted	Galv.	Painted	Galv.
14	14.000	59.0	+	+	+	+
16	16.000	72.0	+	+	+	+

NOTE: Items listed in shaded areas are non-cancellable and non-returnable.

+ Quoted on application. Contact Victaulic for pricing and availability.

Grooved IPS Pipe Couplings

QuickVic™ Flexible Coupling for Steel

STYLE 177N

Refer to publication 06.24



STYLE 177N – GRADE “EHP”, “T” OR “O” GASKET

PIPE		Style	Approx. Wgt. Ea.	COUPLING COMPLETE † With Grade “EHP” or “T” Gasket with Plated Bolts and Nuts		COUPLING COMPLETE † With Grade “EHP” or “T” Gasket with Stainless Steel Bolts and Nuts		COUPLING COMPLETE † With Grade “EHP” or “T” Gasket with Galvanized Bolts and Nuts		COUPLING COMPLETE † With Grade “EHP” or “T” Gasket with TDZ Bolts and Nuts	
inches				Price Each		Price Each		Price Each		Price Each	
Nom. Size	Outside Dia.			Painted	Galv.	Painted	Galv.	Painted	Galv.	Painted	Galv.
2	2.375	177	3.3	\$166.50	\$218.00	\$509.00	\$599.00	\$323.50	\$366.00	\$307.50	+
2½	2.875		3.8	193.50	268.00	562.00	641.50	376.50	445.50	344.50	+
3	3.500		4.3	212.00	293.50	604.50	715.50	488.00	556.50	376.50	+
4	4.500		7.4	306.50	429.00	726.50	837.50	588.50	694.50	493.00	+
5	5.563		10.0	488.00	697.00	1155.50	1288.00	774.00	1002.00	+	+
6	6.625		12.8	542.50	775.00	1267.00	1532.00	843.00	1081.50	747.50	+
8	8.625		20.7	931.00	1380.50	1680.50	2178.50	1267.00	1728.00	1155.50	+
10	10.750		077	23.5	1427.50	2042.50	2305.50	2920.50	1791.50	2406.50	+
12	12.750	28.2		1621.50	2318.00	2555.00	3259.50	1993.00	2698.00	+	+

NOTE: Items listed in shaded areas are non-cancellable and non-returnable.

† Surcharge for couplings supplied without gasket. Contact Victaulic for pricing.

+ Quoted on application. Contact Victaulic for pricing and availability.

^{NR} **Non-returnable**

QuickVic™ Installation-Ready™ Flexible Coupling for Potable Water Applications

STYLE 877N

Refer to publication 06.29



STYLE 877N – GRADE “P” GASKET

PIPE		Approx. Wgt. Ea.	COUPLING COMPLETE With Grade “P” Gasket		SPARE PARTS
inches			Price Each		
Nom. Size	Outside Dia.		Painted	Galv.	
2	2.375	3.3	\$172.00	\$224.00	\$134.50
2½	2.875	3.8	199.00	275.50	145.50
3	3.500	4.3	218.50	302.00	164.00
4	4.500	7.4	315.00	440.00	218.50
6	6.625	12.8	558.00	796.00	363.00
8	8.625	20.7	956.50	1418.50	436.50

NOTE: Available with stainless steel bolts and nuts. Contact Victaulic for pricing.

NOTE: Items listed in shaded areas are non-cancellable and non-returnable.

Grooved IPS Pipe Couplings

Standard Coupling

STYLE 77

Refer to publication 06.04



3/4 – 12"



14 – 24"

STYLE 77 – GRADE "E" OR "T" GASKET OR FLUSH-SEAL™ GASKET

PIPE		Approx. Wgt. Ea.	COUPLING COMPLETE † With Grade "E" or "T" Gasket		COUPLING COMPLETE † With Flush-Seal Grade "E" or "T" Gasket		SPARE PARTS	
inches			Price Each		Price Each		Plated Bolt & Nut	
Nom. Size	Outside Dia.		Painted	Galv.	Painted	Galv.	No.*	Size ‡ Inches
3/4	1.050	1.1	\$111.50	\$147.00	\$170.00	\$209.00	2	3/8 x 2
1	1.315	1.2	111.50	147.00	170.00	209.00	2	3/8 x 2
1 1/4	1.660	2.0	143.50	189.50	209.00	255.50	2	1/2 x 2 1/2
1 1/2	1.900	2.1	156.00	201.50	217.50	268.00	2	1/2 x 2 1/2
2	2.375	2.6	166.50	218.00	226.50	282.50	2	1/2 x 2 1/2
2 1/2	2.875	3.1	193.50	268.00	275.50	348.50	2	1/2 x 2 3/4
3	3.500	3.7	212.00	293.50	283.50	365.50	2	1/2 x 2 3/4
3 1/2	4.000	5.6	303.50	424.00	407.00	533.00	2	5/8 x 3 1/4
4	4.500	6.7	306.50	429.00	407.50	533.00	2	5/8 x 3 1/4
5	5.563	10.6	460.00	657.50	705.50	915.50	2	3/4 x 4 1/4
6	6.625	12.0	542.50	775.00	784.50	1027.50	2	3/4 x 4 1/4
8	8.625	20.8	878.00	1302.50	1056.00	1445.50	2	7/8 x 5
10	10.750	27.8	1427.50	2042.50	1691.50	2272.50	2	1 x 6
12	12.750	31.1	1621.50	2318.00	1986.50	2612.50	2	1 x 6 1/2
14 ‡	14.000	39.2	2317.00	3193.00	2586.00	3425.50	2	1 x 3 1/2
16 ‡	16.000	45.0	3035.50	4114.00	3406.50	4508.00	2	1 x 3 1/2
18 ‡	18.000	64.1	3553.00	4918.50	3997.00	5396.00	2	1 1/8 x 4
20 ‡	20.000	74.8	5577.50	7505.00	6267.00	8722.50	2	1 1/8 x 4
22 ‡	22.000	82.6	5578.00	7489.50	+	+	2	1 1/8 x 4
24 ‡	24.000	89.6	6111.50	8205.50	7053.00	9199.00	2	1 1/8 x 4
28 I.D.**	35.500	95.0	+	+	+	+	4	1 x 5 1/2
30 I.D.**	37.880	127.2	+	+	+	+	4	1 x 5 1/2

* Number of bolts equals number of segments supplied.

NOTE: Items listed in shaded areas are non-cancellable and non-returnable.

NOTE: For 14 – 72" roll groove systems Victaulic offers the Style W77 coupling.

+ Quoted on application. Contact Victaulic for pricing and availability.

† Surcharge for couplings supplied without gasket. Contact Victaulic for pricing.

‡ Metric thread size bolts available. Contact Victaulic.

NOTE: See Spare Parts Section for spare part prices.

** Requires *Vic-Ring* for assembly.

‡ For cut groove systems only. For roll groove systems please see AGS Style W77.

Grooved IPS Pipe Couplings

Standard Coupling

STYLE 77

Refer to publication 06.04



STYLE 77 – SILICONE GRADE “L” GASKET OR FLUOROELASTOMER GRADE “O” GASKET

PIPE		Approx. Wgt. Ea.	COUPLING COMPLETE † With Silicone Grade “L” Gasket		COUPLING COMPLETE † With Fluoroelastomer Grade “O” Gasket		SPARE PARTS	
inches			Price Each		Price Each		Plated Bolt & Nut	
Nom. Size	Outside Dia.	lb	Painted	Galv.	Painted	Galv.	No.*	Size ‡ Inches
¾	1.050	1.1	\$298.50	\$333.00	\$907.50	\$945.00	2	¾ x 2
1	1.315	1.2	298.50	333.00	937.50	945.00	2	¾ x 2
1¼	1.660	2.0	443.00	487.00	899.00	947.00	2	¾ x 2
1½	1.900	2.1	465.00	510.00	958.50	1004.00	2	½ x 2½
2	2.375	2.6	325.00	375.50	804.50	856.00	2	½ x 2½
2½	2.875	3.1	375.50	446.50	907.50	982.50	2	½ x 2¾
3	3.500	3.7	408.00	489.00	1007.00	1088.50	2	½ x 2¾
3½	4.000	5.6	+	+	1040.50	1246.50	2	⅝ x 3¼
4	4.500	6.7	610.50	731.50	1649.50	1767.50	2	⅝ x 3¼
5	5.563	10.6	1150.50	1344.50	1866.00	2069.50	2	¾ x 4¼
6	6.625	12.0	1299.50	1531.50	2290.00	2521.50	2	¾ x 4¼
8	8.625	20.8	1672.50	2090.00	2829.00	3248.50	2	⅞ x 5
10	10.750	27.8	2485.50	3101.50	4004.50	4620.50	2	1 x 6
12	12.750	31.1	2880.50	3576.50	5540.00	6233.00	2	1 x 6½

* Number of bolts equals number of segments supplied.

NOTE: Items listed in shaded areas are non-cancellable and non-returnable.

+ Quoted on application. Contact Victaulic for pricing and availability.

† Surcharge for couplings supplied without gasket. Contact Victaulic for pricing.

‡ Metric thread size bolts available. Contact Victaulic.

NOTE: See Spare Parts Section for spare part prices.

NOTE: 14 – 78” standard for this size range is the W77 AGS flexible coupling.

Carbon Steel Flexible Coupling

STYLE L77

SA352 Grade LCC

Refer to publication 51.01



STYLE L77 – GRADE “E” OR “T” GASKET, TYPE 316 STAINLESS STEEL HARDWARE

PIPE		Approx. Wgt. Ea.	COUPLING COMPLETE With Grade “E” or “T” Gasket		COUPLING COMPLETE With Grade “L” Gasket	
inches			Price Each		Price Each	
Nom. Size	Outside Dia.	lb	Painted	Galv.	Painted	Galv.
1½	1.900	2.3	\$471.00	\$521.00	+	+
2	2.375	2.9	568.00	630.00	+	+
2½	2.875	3.4	590.00	659.50	+	+
3	3.500	4.1	595.50	661.50	+	+
4	4.500	7.4	705.00	789.50	+	+
6	6.625	13.3	902.50	1018.00	+	+
8	8.625	23.1	1337.00	1519.00	+	+
10	10.750	30.9	1987.00	2259.00	+	+
12	12.750	34.5	2112.00	2410.50	+	+

NOTE: Items listed in shaded areas are non-cancellable and non-returnable.

+ Quoted on application. Contact Victaulic for pricing and availability.

Grooved IPS Pipe Couplings

AGS Flexible Coupling

AGS STYLES W77/W77B

Refer to publication 20.03



Style W77 Sizes 14 – 24”



Style W77 Sizes 26 – 50”



Style W77B Sizes 52 – 72”

AGS STYLES W77/W77B – GRADE “E” OR “T” FLUSH-SEAL™ GASKET

PIPE		Style Number	Approx. Wgt. Ea.	COUPLING COMPLETE † With Flush-Seal Grade “E” or “T” Gasket		SPARE PARTS	
inches				Price Each		Bolt/Nut	
Nom. Size	Outside Dia.			Painted	Galv.	Qty.	Size § Inches
14	14.000	W77	52.0	\$1491.50	\$2062.00	2	1 x 5½
16	16.000		62.0	1957.00	2655.00	2	1 x 5½
18	18.000		67.0	2290.50	3174.00	2	1 x 5½
20	20.000		88.0	3059.00	4100.00	2	1½ x 5½
22	22.000		102.0	+	4698.50	2	1½ x 6
24	24.000		115.0	3944.00	5294.50	2	1½ x 5½
26	26.000		215.0	6170.00	+	4	1½ x 6
28	28.000		230.0	7461.50	+	4	1½ x 6
30	30.000		240.0	10346.50	+	4	1¼ x 7
32	32.000		255.0	11350.00	+	4	1¼ x 7
34	34.000		270.0	11760.50	+	4	1¼ x 7
36	36.000		280.0	12171.00	+	4	1¼ x 7
38	38.000		310.0	13439.00	+	4	1¼ x 7
40	40.000		360.0	14553.00	+	4	1½ x 8
42	42.000		380.0	16131.00	+	4	1½ x 8
44	44.000		410.0	16658.50	+	4	1½ x 8
46	46.000		430.0	17177.50	+	4	1½ x 8
48	48.000		440.0	17902.00	+	4	1½ x 8
50	50.000	560.0	21063.00	+	4	1½ x 8	
52	52.000	W77B	960.0	+	+	8	1½ x 9½
54	54.000		980.0	+	+	8	1½ x 9½
56	56.000		1010.0	+	+	8	1½ x 9½
58	58.000		1030.0	+	+	8	1½ x 9½
60	60.000		1060.0	+	+	8	1½ x 9½
62	62.000		1140.0	+	+	8	1½ x 9½
64	64.000		1160.0	+	+	8	1½ x 9½
66	66.000		1190.0	+	+	8	1½ x 9½
68	68.000		1270.0	+	+	8	1½ x 9½
70	70.000		1340.0	+	+	8	1½ x 9½
72	72.000		1420.0	+	+	8	1½ x 9½

NOTE: Items listed in shaded areas are non-cancellable and non-returnable.

+ Quoted on application. Contact Victaulic for pricing and availability.

† Surcharge for couplings supplied without gasket. Contact Victaulic for pricing.

§ Metric thread size bolts available. Contact Victaulic.

NOTE: See Spare Parts Section for spare part prices.

Grooved IPS Pipe Couplings

AGS Flexible Coupling

AGS STYLES W77/W77B
Refer to publication 20.03



Style W77 Sizes 14 – 24”



Style W77 Sizes 26 – 50”



Style W77B Sizes 52 – 72”



AGS STYLES W77/W77B – SILICONE GRADE “L” FLUSH-SEAL™ GASKET

PIPE		Style Number	Approx. Wgt. Ea.	COUPLING COMPLETE † With Flush-Seal Silicone Grade “L” Gasket		SPARE PARTS	
inches				Price Each		Bolt/Nut	
Nom. Size	Outside Dia.			Painted	Galv.	Qty.	Size § Inches
14	14.000	W77	52.0	\$3673.00	\$4242.00	2	1 x 5½
16	16.000		62.0	4066.00	4759.50	2	1 x 5½
18	18.000		67.0	4502.00	5231.50	2	1 x 5½
20	20.000		88.0	5172.00	6213.50	2	1½ x 5½
22	22.000		102.0	3556.00	4698.50	2	1½ x 6
24	24.000		115.0	5779.50	7024.00	2	1½ x 5½
26	26.000		215.0	7870.50	+	4	1½ x 6
28	28.000		230.0	7461.50	+	4	1½ x 6
30	30.000		240.0	+	+	4	1¼ x 7
32	32.000		255.0	+	+	4	1¼ x 7
34	34.000		270.0	+	+	4	1¼ x 7
36	36.000		280.0	+	+	4	1¼ x 7
38	38.000		310.0	+	+	4	1¼ x 7
40	40.000		360.0	+	+	4	1½ x 8
42	42.000		380.0	+	+	4	1½ x 8
44	44.000		410.0	+	+	4	1½ x 8
46	46.000	430.0	+	+	4	1½ x 8	
48	48.000	440.0	+	+	4	1½ x 8	
50	50.000	560.0	+	+	4	1½ x 8	
52	52.000	W77B	960.0	+	+	8	1½ x 9½
54	54.000		980.0	+	+	8	1½ x 9½
56	56.000		1010.0	+	+	8	1½ x 9½
58	58.000		1030.0	+	+	8	1½ x 9½
60	60.000		1060.0	+	+	8	1½ x 9½
62	62.000		1140.0	+	+	8	1½ x 9½
64	64.000		1160.0	+	+	8	1½ x 9½
66	66.000		1190.0	+	+	8	1½ x 9½
68	68.000		1270.0	+	+	8	1½ x 9½
70	70.000		1340.0	+	+	8	1½ x 9½
72	72.000	1420.0	+	+	8	1½ x 9½	

NOTE: Items listed in shaded areas are non-cancellable and non-returnable.

+ Quoted on application. Contact Victaulic for pricing and availability.

† Surcharge for couplings supplied without gasket. Contact Victaulic for pricing.

§ Metric thread size bolts available. Contact Victaulic.

NOTE: See Spare Parts Section for spare part prices.

Grooved IPS Pipe Couplings

Flexible Coupling

STYLE 75

Refer to publication 06.05



STYLES 75 – GRADE “E” OR “T” GASKET (FLUSH-SEAL™ AVAILABLE) OR SILICONE GRADE “L” GASKET

PIPE		Approx. Wgt. Ea.	COUPLING COMPLETE † With Grade “E” or “T” Gasket		COUPLING COMPLETE † With Flush-Seal Grade “E” or “T” Gasket		COUPLING COMPLETE † With Grade “L”		SPARE PARTS Plated Bolt & Nut Size § Inches
inches			Price Each		Price Each		Price Each		
Nom. Size	Outside Dia.	lb	Painted	Galv.	Painted	Galv.	Painted	Galv.	
1	1.315	1.3	\$112.00	\$138.00	\$174.00	\$204.50	\$286.50	\$324.50	3/8 x 2
1 1/4	1.660	1.4	113.50	147.00	182.50	217.50	411.50	446.00	3/8 x 2
1 1/2	1.900	1.5	138.00	170.00	199.00	237.00	448.50	481.00	3/8 x 2
2	2.375	1.7	166.50	218.00	204.50	245.00	301.00	333.50	3/8 x 2
2 1/2	2.875	1.9	193.50	268.00	245.00	286.50	344.50	382.50	3/8 x 2
3	3.500	2.9	212.00	293.50	256.00	308.00	381.50	429.00	1/2 x 2 3/4
3 1/2	4.000	2.9	255.50	329.50	363.50	445.50	+	+	1/2 x 2 3/4
4	4.500	4.1	306.50	429.00	363.50	445.50	566.50	641.00	1/2 x 2 3/4
5	5.563	5.8	460.00	657.50	615.50	732.00	1057.50	1162.00	5/8 x 3 1/4
6	6.625	7.0	542.50	775.00	679.00	825.00	1198.00	1324.50	5/8 x 3 1/4
8	8.625	12.4	878.00	1302.50	1127.50	1348.50	1477.00	1699.00	3/4 x 4 1/4

NOTE: Items listed in shaded areas are non-cancellable and non-returnable.

† Surcharge for couplings supplied without gasket. Contact Victaulic for pricing.

§ Metric thread size bolts available. Contact Victaulic.

NOTE: See Spare Parts Section for spare part prices.

+ Quoted on application. Contact Victaulic for pricing and availability.

Reducing Coupling

STYLE 750

Refer to publication 06.08



STYLE 750 – GRADE “E” OR “T” GASKET

PIPE		Approx. Wgt. Ea.	COUPLING COMPLETE † With Grade “E” or “T” Gasket		SPARE PARTS Plated Bolt & Nut Size § Inches
Nominal Size			Price Each		
inches		lb	Painted	Galv.	
2	x 1	2.0	\$270.00	\$324.50	3/8 x 2
	1 1/2	2.0	219.00	264.00	3/8 x 2
2 1/2	x 2	2.9	282.50	351.50	3/8 x 2
	x 2	4.6	319.50	404.00	1/2 x 2 3/4
3	x 2 1/2	4.1	278.50	351.50	1/2 x 2 3/4
	x 2	8.8	503.00	631.50	5/8 x 3 1/4
4	x 2 1/2	8.3	451.50	592.50	5/8 x 3 1/4
	x 3	6.4	424.00	545.50	5/8 x 3 1/4
5	x 4	10.8	566.50	740.50	3/4 x 4 1/4
6	x 4	16.1	851.00	1069.50	3/4 x 4 1/4
	x 5	12.6	747.50	967.00	3/4 x 4 1/4
8	x 6	22.3	1268.50	1604.00	7/8 x 5
10	x 8	32.3	1624.50	2057.00	1 x 6

NOTE: Items listed in shaded areas are non-cancellable and non-returnable.

† Surcharge for couplings supplied without gasket. Contact Victaulic for pricing.

§ Metric thread size bolts available. Contact Victaulic.

NOTE: Support rings required on vertical installations. Please specify on order.

A steel assembly washer is optionally available to prevent pipe from telescoping on vertical installations. No extra charge when specified on order with coupling.

NOTE: See Spare Parts Section for spare part prices.

Grooved IPS Pipe Couplings

Reducing Coupling for Potable Water Applications

STYLE 875

Refer to publication 06.31



STYLE 875 – GRADE “P” GASKET

PIPE		Approx. Wgt. Ea.	COUPLING COMPLETE † With Grade “P” Gasket		SPARE PARTS	
Nominal Size			Price Each		Plated Bolt & Nut	
inches		lb	Painted	Galv.	No.	Size Inches
2	x 1½	2.0	\$225.00	\$271.00	2	¾ x 2
2½	x 2	3.1	289.50	361.00	2	¾ x 2
3	x 2	4.9	328.00	415.00	2	½ x 2¾
	x 2½	4.3	286.50	361.00	2	½ x 2¾
4	x 2	8.1	517.50	649.00	2	⅝ x 3¼
	x 2½	8.6	463.00	608.50	2	⅝ x 3¼
	x 3	6.7	436.00	560.00	2	⅝ x 3¼
6	x 4	16.7	874.50	1098.50	2	¾ x 4¼
8	x 6	22.4	1303.00	1647.50	2	⅞ x 5
10	x 8	31.4	1669.00	2114.00	2	1 x 5½

† Surcharge for couplings supplied without gasket. Contact Victaulic for pricing.

NOTE: Items listed in shaded areas are non-cancellable and non-returnable.

NOTE: Available with stainless steel bolts and nuts. Contact Victaulic for pricing.

NOTE: See Spare Parts Section for spare bolt and nut prices.

NOTE: Support rings required on vertical installations. Please specify on order.

Vic-Flange Adapters

STYLE 741

Grooved Pipe Adapters to ANSI Class 125 and 150 Flanges

Refer to publication 06.06



STYLE 741 – GRADE “E” OR “T” GASKET

PIPE		Approx. Wgt. Ea.	FLANGE ADAPTER COMPLETE † With Grade “E” or “T” Gasket	
inches			Price Each	
Nom. Size	Outside Dia.	lb	Painted	Galv.
STYLE 741 – Hinged				
2	2.375	3.1	\$633.50	\$765.50
2½	2.875	4.8	785.00	967.00
3	3.500	5.3	847.50	1045.50
4	4.500	7.4	1128.50	1398.50
5	5.563	8.6	1310.50	1619.50
6	6.625	9.9	1428.50	1775.00
8	8.625	16.2	1613.00	2065.50
10	10.750	24.2	2545.00	3233.00
12	12.750	46.8	3326.50	4274.00

The *Vic-Flange* adapters utilize standard ANSI 125/150 flange bolts (supplied by installer). Bolt hole pattern is standard for ANSI CL 150 and 125 CL flanges. Flanged Adapter Nipples are also available in ¾" / 26.9 mm and larger sizes in ANSI CL 125, CL 150, CL 300 and other ANSI ratings – quoted on application.

† Surcharge for couplings supplied without gasket. Contact Victaulic for pricing.

NOTE: See Spare Parts Section for spare part prices.

Grooved IPS Pipe Couplings

Vic-Flange Adapter
for Potable Water
Applications

STYLE 841

Grooved Pipe Adapters to ANSI
Class 125 and 150 Flanges

Refer to publication 06.32



STYLE 841 – GRADE “P” GASKET

PIPE		Approx. Wgt. Ea.	FLANGE ADAPTER COMPLETE † With Grade “P” Gasket	
inches			Price Each	
Nom. Size	Outside Dia.	lb	Painted	Galv.
2	2.375	3.1	\$650.50	\$786.00
2½	2.875	4.8	807.50	993.50
3	3.500	5.3	870.50	1074.00
4	4.500	7.4	1159.50	1436.50
6	6.625	9.9	1467.50	1824.00
8	8.625	16.2	1657.00	2122.50
10	10.750	24.2	2614.50	3322.00
12	12.750	46.8	3417.50	4391.50

The *Vic-Flange* adapters utilize standard ANSI 125/150 flange bolts (supplied by installer). Bolt hole pattern is standard for ANSI CL. 150 and 125 CL. flanges. Flanged Adapter Nipples are also available in ¾" / 26.9 mm and larger sizes in ANSI CL. 125, CL. 150, CL. 300 and other ANSI ratings – quoted on application.

† Surcharge for flange adapters supplied without gasket. Contact Victaulic for pricing.

NOTE: See Spare Parts Section for spare part prices.

NOTE: Items listed in shaded areas are non-cancellable and non-returnable.

AGS *Vic-Flange* Adapters

STYLE W741

Grooved Pipe Adapters to ANSI
Class 125 and 150 Flanges.

Refer to publication 20.04



STYLE W741 – GRADE “E”, “T” OR “L” GASKET

PIPE		Approx. Wgt. Ea.	FLANGE ADAPTER COMPLETE † With Grade “E” or “T” Gasket		FLANGE ADAPTER COMPLETE † With Grade “L” Gasket
inches			Price Each		Price Each
Nom. Size	Outside Dia.	lb	Painted	Galv.	
14	14.000	70.0	\$5784.50	\$7116.00	+
16	16.000	88.0	6712.00	8319.50	\$7166.50
18	18.000	101.0	8262.00	10527.00	8860.50
20	20.000	115.0	9940.00	12716.50	10621.50
24	24.000	160.0	12716.50	16405.00	+

NOTE: Items listed in shaded areas are non-cancellable and non-returnable.

† Surcharge for couplings supplied without gasket. Contact Victaulic for pricing.

The AGS *Vic-Flange* adapters utilize standard ANSI 125/150 flange bolts (supplied by installer). Bolt hole pattern is standard for ANSI CL. 150 and 125 CL. flanges.

NOTE: See Spare Parts Section for spare part prices.

Grooved IPS Pipe Couplings

Vic-Flange Grooved Flange Adapters §

STYLE 743

Grooved Pipe Adapters to ANSI Class 300 Flanges (with Style 741 gasket)

Refer to publication 06.06



STYLE 743 – GRADE “E” OR “T” GASKET

PIPE		Approx. Wgt. Ea.	FLANGE ADAPTER COMPLETE † With Grade “E” or “T” Gasket	
inches			Price Each	
Nominal Size	Outside Diameter	lb	Painted	Galv.
2	2.375	4.8	\$791.50	\$926.50
2½	2.875	7.4	914.00	1090.00
3	3.500	9.1	1248.00	1477.00
4	4.500	15.3	1656.50	2007.00
5	5.563	17.7	1886.00	2275.50
6	6.625	23.4	2192.50	2683.50
8	8.625	34.3	2512.00	3165.00
10	10.750	48.3	3995.50	4965.50
12	12.750	70.5	4265.00	5501.00

NOTE: Items listed in shaded areas are non-cancellable and non-returnable.

§ Utilizes standard ANSI 300 flange bolts (supplied by installer). Bolt hole pattern is standard for ANSI class 300 flanges.

† Surcharge for couplings supplied without gasket. Contact Victaulic for pricing.

NOTE: See Spare Parts Section for spare part prices.

Vic-Flange Adapter Notes



Victaulic flange adapters require a smooth, hard surface at the mating flange face for effective sealing. Some applications, for which the Victaulic flange adapter is otherwise well suited, do not provide an adequate mating surface. In such cases, it is recommended that a metal flange washer be inserted between the Victaulic flange adapter and the mating flange to provide the necessary sealing surface. See Spare Parts Section for flange washer prices.

Typical applications where a Victaulic flange washer should be used are:

1. When mating to a serrated flange: a flange gasket should be used adjacent to the serrated flange. The flange washer is then inserted between the Victaulic flange adapter and the flange gasket.
2. When mating to a wafer valve: where typical valves are rubber lined and partially rubber faced (smooth or not), the flange washer is placed between the valve and the Victaulic flange adapter.
3. When mating to a rubber faced flange: the flange washer is placed between the Victaulic flange adapters and the rubber faced flange.
4. When mating C.I. flanges to IPS flanges: the flange washer is placed between two Victaulic flange adapters. If one flange is not a Victaulic flange adapter (e.g. a flanged valve), then a flanged gasket must be placed adjacent to that flange and the flange washer must be inserted between the flange gasket and the Victaulic flange adapter.
5. When mating to components (valves, strainers, etc.) where the component flange face has an insert: follow the same arrangement as in # 1 above.

When ordering Victaulic flange washers, always specify the *Vic-Flange Adapter* style number and size to assure the proper flange washer is supplied.

For additional notes regarding *Vic-Flange Adapters*, refer to publications 06.06, 06.32 and 20.04.

Grooved IPS Pipe Couplings

Outlet Coupling

STYLE 72

Refer to publication 06.10



STYLE 72 – GRADE “E” OR “T” GASKET - FOR STYLE 72 GASKETS SEE BELOW.

Nominal Size inches Run x Branch	OUTLET COUPLING COMPLETE † with Grade “E” or “T” Gasket			SPARE PARTS
	Approx. Wgt. Ea. lb	NPT Female Thd. Branch Price Each		Plated Bolt & Nut Size § Inches
		Painted	Galv.	
1½ x ½	1.4	\$288.50	\$339.00	¾ x 2
	2.8	288.50	339.00	¾ x 2
	2.8	288.50	339.00	¾ x 2
2 x ½	3.5	293.50	361.50	¾ x 2
	2.5	293.50	361.50	¾ x 2
	3.2	293.50	361.50	¾ x 2
2½ x ½	4.5	448.50	551.00	½ x 2¾
	4.6	448.50	551.00	½ x 2¾
	6.0	448.50	551.00	½ x 2¾
	5.0	504.50	641.00	⅝ x 3¼
	5.0	572.00	711.50	⅝ x 3¼
3 x ¾	4.5	432.00	524.50	½ x 2¾
	8.9	572.00	711.50	⅝ x 3¼
	8.5	651.50	896.50	⅝ x 3¼
	8.5	651.50	896.50	⅝ x 3¼
4 x ¾	6.3	631.50	784.50	½ x 2¾
	6.5	631.50	784.50	½ x 2¾
	11.6	893.00	1138.00	⅝ x 3¼
	14.6	893.00	1138.00	⅝ x 3¼
6 x 1	19.3	1259.50	1636.00	¾ x 4¼
	19.3	1259.50	1636.00	¾ x 4¼
	19.5	1259.50	1636.00	¾ x 4¼

NOTE: Items listed in shaded areas are non-cancellable and non-returnable.

† Surcharge for couplings supplied without gasket. Contact Victaulic for pricing.

§ Metric thread size bolts available. Contact Victaulic.

Style 72 Outlet Couplings supplied with painted or galvanized housing, Grade “E” or “T” gasket with plated neck insert and plated bolts and nuts.

NOTE: See Spare Parts Section for spare part prices.

Grooved IPS Pipe Couplings

Snap-Joint™ Coupling

STYLE 78 – GRADE “E” OR “T” GASKET OR FLUSH-SEAL™ GASKET

STYLE 78

(with Style 77 gasket)

Refer to publication 06.09



PIPE		Approx. Wgt. Ea.	COUPLING COMPLETE † With Grade “E” or “T” Gasket		COUPLING COMPLETE With Flush-Seal Grade “E” or “T” Gasket †	
inches			Price Each		Price Each	
Nom. Size	Outside Dia.	lb	Painted	Galv.	Painted	Galv.
1	1.315	0.8 (a)	\$255.50	\$295.50	\$270.00	\$317.50
1¼	1.660	1.1 (a)	299.00	359.50	327.50	388.50
1½	1.900	1.7 (a)	288.50	343.50	301.00	353.00
2	2.375	1.7 (b)	276.00	301.00	289.50	343.50
2½	2.875	2.5 (b)	303.50	361.50	372.00	445.50
3	3.500	2.8 (b)	351.50	431.50	419.50	507.00
4	4.500	5.5 (b)	448.50	576.00	551.00	686.00
5	5.563	9.8 (c)	907.50	1110.00	1118.50	1363.00
6	6.625	10.7 (c)	950.50	1202.00	1186.50	1445.50
8	8.625	15.3 (c)	1454.00	1820.50	1647.50	2027.50

NOTE: Items listed in shaded areas are non-cancellable and non-returnable.

† Surcharge for couplings supplied without gasket. Contact Victaulic for pricing.

(a) Available with steel toggle locking assembly only.

(b) Supplied with cast handle. Steel toggle locking assembly available upon request.

(c) Available with cast handle only.

NOTE: See Spare Parts Section for spare part prices.

Installation-Ready™ Rigid Coupling

STYLE HP-170 – GRADE “HMT” GASKET

STYLE HP-170

(with Style 107V “HMT” gasket)

Refer to publication 06.18



PIPE		Approx. Wgt. Ea.	COUPLING COMPLETE † with Grade “HMT” Gasket	SPARE PARTS
inches			Price Each	Plated Bolt & Nut
Nom. Size	Outside Dia.	lb	Painted	Size § Inches
2	2.375	4.4	\$123.50	5/8 x 3¼
2½	2.875	5.0	142.00	5/8 x 3¼
3	3.500	6.8	157.00	5/8 x 4
4	4.500	9.6	227.00	3/4 x 4 5/8
6	6.625	19.0	407.50	7/8 x 6

† Surcharge for couplings supplied without gasket. Contact Victaulic for pricing.

NOTE: See Spare Parts Section for spare part prices.

Grooved IPS Pipe Couplings

Rigid Coupling

STYLE HP-70

(with Style 77 Flush-Seal™ gasket)

Refer to publication 06.12



STYLE HP-70 – GRADE “E” OR “T” GASKET

PIPE		Approx. Wgt. Ea.	COUPLING COMPLETE † with Grade “E” or “T” Gasket		SPARE PARTS
inches			lb	Price Each	
Nom. Size	Outside Dia.			Painted	Galv.
2	2.375	3.2	\$123.50	\$166.00	5/8 x 2 3/4
2 1/2	2.875	4.0	142.00	189.50	5/8 x 3 1/2
3	3.500	4.4	157.00	211.50	5/8 x 3 1/2
4	4.500	7.5	227.00	322.50	3/4 x 4 1/4
6	6.625	16.0	407.50	585.50	7/8 x 5 1/2
8	8.625	26.3	650.00	932.50	1 x 5 1/2
10	10.750	32.8	1198.00	1638.00	1 x 6 1/2
12	12.750	42.1	1744.50	2333.50	1 x 6 1/2
14	14.000	64.0	2080.00	2923.50	1 1/4 x 4 1/2
16	16.000	72.0	2532.50	3494.00	1 1/4 x 4 1/2

NOTE: Items listed in shaded areas are non-cancellable and non-returnable.

† Surcharge for couplings supplied without gasket. Contact Victaulic for pricing.

§ Metric thread size bolts available. Contact Victaulic.

NOTE: See Spare Parts Section for spare part prices.

* Style HP-70 Rigid Coupling can be specially ordered with Grade “E” or “T” C-Shape gasket. Contact Victaulic for details.

EndSeal™ Coupling

STYLE HP-70ES

With “ES” Gasket

Refer to publication 06.13



STYLE HP-70ES – “ES” GASKET

PIPE		Approx. Wgt. Ea.	COUPLING COMPLETE † With “ES” Gasket		“ES” Gasket Only	Plated Bolt & Nut
inches			lb	Price Each		Price Each
Nom. Size	Outside Dia.			Painted	Galv.	
2	2.375	3.2	\$165.50	\$209.50	\$108.50 ^{NR}	5/8 x 2 3/4
2 1/2	2.875	4.0	192.50	248.50	134.50	5/8 x 3 1/2
3	3.500	4.6	214.00	280.50	146.00 ^{NR}	5/8 x 3 1/2
4	4.500	8.2	301.50	407.00	186.50 ^{NR}	3/4 x 4 1/4
5	5.563	14.8	473.00	636.00	+	7/8 x 5 1/2
6	6.625	16.4	518.50	693.00	263.00 ^{NR}	7/8 x 5 1/2
8	8.625	26.0	798.50	1076.00	354.50 ^{NR}	1 x 5 1/2
10	10.750	37.2	1491.00	1975.00	572.50 ^{NR}	1 x 6 1/2
12	12.750	42.0	1884.00	2663.50	653.50	1 x 6 1/2

NOTE: Items listed in shaded areas are non-cancellable and non-returnable.

† Surcharge for couplings supplied without gasket. Contact Victaulic for pricing.

§ Metric thread size bolts available. Contact Victaulic.

NOTE: See Spare Parts Section for spare part prices.

For use with cement-lined and plastic-coated pipe where protection at pipe ends is desired.

When EndSeal Couplings (Style HP-70ES) are used, special pipe grooving dimensions are required. See publication 25.02 for details.

Fittings for use with EndSeal Couplings are of special dimensions and should be specified as “EndSeal Fittings” when ordering.

NOTE: EndSeal™ Grade “T-607” Nitrile gaskets with HP-70ES couplings may be specified in systems requiring compliance with API607 fire testing and in foam systems requiring compliance with NFPA 11. Contact Victaulic for pricing and availability.

^{NR} Non-returnable

Grooved IPS Pipe Couplings

High Pressure Coupling

STYLE 808

Refer to publication 15.01



STYLE 808 – GRADE “HMT” GASKET, STANDARD OR ENDSEAL

PIPE		Approx. Wgt. Ea.	COUPLING COMPLETE † with Grade “HMT” Standard or EndSeal Gasket	Grade “HMT” Standard or EndSeal Gasket Only	Plated Bolt & Nut	
inches					Price Each	Price Each
Nom. Size	Outside Dia.	lb	Painted			
6	6.625	36.0	\$4534.50	+	4	1 x 5
8	8.625	70.0	8548.50	+	4	1½ x 6
10	10.750	85.0	10355.50	\$672.00	4	1½ x 6
12	12.750	105.0	+	+	4	1¼ x 6

NOTE: Items listed in shaded areas are non-cancellable and non-returnable.

† Surcharge for couplings supplied without gasket. Contact Victaulic for pricing.

§ Metric thread size bolts available. Contact Victaulic.

NOTE: See Spare Parts Section for spare part prices.

Style 808 couplings for double grooved pipe require special pipe double groove dimensions. Contact Victaulic for details.

+ Quoted on application. Contact Victaulic for pricing and availability.

High-Pressure Coupling for Ring Systems

STYLE 809N

Refer to publication 15.03



STYLE 809N – GRADE “HMT” GASKET

PIPE		Approx. Wgt. Ea.	COUPLING COMPLETE † With Grade “HMT” Gasket and Rings	Spare Parts			SPARE PARTS	
inches				Price Each	Grade “HMT” Gasket Only	Rings	Ring Positioning Clamps	No.
Nom. Size	Outside Dia.	lb	Painted					
4	4.500	23.0	\$954.00	\$231.00 ^{NR}	\$54.50 ^{NR}	\$87.50 ^{NR}	4	¾ x 4¼
6	6.625	50.0	1906.00	324.50 ^{NR}	58.50 ^{NR}	87.50 ^{NR}	4	1 x 5
8	8.625	78.0	3385.00	436.50 ^{NR}	67.00 ^{NR}	87.50 ^{NR}	4	1½ x 6
10	10.750	109.0	3912.50	705.00	80.50	87.50	4	1¼ x 6

NOTE: Items listed in shaded areas are non-cancellable and non-returnable.

† Surcharge for couplings supplied without gasket. Contact Victaulic for pricing.

§ Metric thread size bolts available. Contact Victaulic.

NOTE: Positioning clamps sold in set of 3 as recommended for installation.

^{NR} Non-returnable

Grooved IPS Pipe Couplings

Transition Coupling (Ductile Iron to IPS)

STYLE 307

Refer to publication 23.03



STYLE 307 – GRADE “M” OR “S” FLUSH-SEAL™ GASKET

Nom. Size	PIPE inches		Approx. Wgt. Ea.	COUPLING COMPLETE † With Grade “M” or “S” Flush-Seal Gasket		SPARE PARTS	
	Mating Pipe O.D.			Price Each		Price Each	Bolt & Nut
	IPS Steel	AWWA Ductile		Painted	Galv.	Grade “M” or “S” Flush-Seal Gasket Only	
3	3.500	3.960	6.0	\$577.00	\$773.50	\$248.00	1/2 x 2 3/4
4	4.500	4.800	8.0	661.50	907.50	257.00	1/2 x 3 1/4
6	6.625	6.900	9.0	803.00	1089.50	278.50	5/8 x 3 1/4
8	8.625	9.050	18.0	999.00	1481.00	308.00	3/4 x 5
10	10.750	11.100	22.0	1280.00	1880.50	535.00	7/8 x 6 1/2
12	12.750	13.200	31.1	1699.00	2531.50	552.50	7/8 x 6 1/2

NOTE: Items listed in shaded areas are non-cancellable and non-returnable.

† Surcharge for couplings supplied without gasket. Contact Victaulic for pricing.

NOTE: See Spare Parts Section for spare part prices.

Composite Flexible Coupling

STYLE 171

Refer to publication 06.22



STYLE 171 – GRADE “E2” EPDM GASKET

Nom. Size	PIPE inches		Approx. Wgt. Ea.	COUPLING COMPLETE † With Grade “E2” EPDM Gasket		SPARE PARTS	
	Outside Dia.			Price Each	“E2” EPDM Gasket		
1 1/2	1.900		0.8	+	+		
2	2.375		0.9	\$103.00	+		
2 1/2	2.875		1.0	128.50	+		
3	3.500		1.6	+	+		
4	4.500		1.6	+	+		

NOTE: Items listed in shaded areas are non-cancellable and non-returnable.

† Surcharge for couplings supplied without gasket. Contact Victaulic for pricing.

+ Quoted on application. Contact Victaulic for pricing and availability.

Spare Parts

Lubricant



LUBRICANT	Price Each
PACK With 12 Tubes – 4 Fluid Ounces/120 ml Each	\$798.50
CONTAINER One Quart – 32 Fluid Ounces/960 ml Each	350.50^{NR}

To ensure easy assembly and service of all your Victaulic installations including HDPE, be sure to include plenty of Victaulic Lubricant with every order. The following chart provides a rough gauge of quantities recommended, based on the number of units sold.

^{NR} **Non-returnable**

LUBRICANT USAGE GUIDE								
Size of Gasket inches	Number of Gaskets		Size of Gasket inches	Number of Gaskets		Size of Gasket inches	Number of Gaskets	
	Per Tube	Per Quart		Per Tube	Per Quart		Per Tube	Per Quart
2	140	1120	8	31	252	16	11	86
3	97	773	10	25	202	18	10	76
4	71	558	12	21	171	20	9	69
6	49	383	14	12	98	24	7	57

Standard and Special Gaskets

GASKETS FOR ORIGINAL GROOVE SYSTEM (OGS) COUPLING STYLES 07, HP-70, 75, 77, 78, 997, 77S, 475, 489 AND 89

Nom. Size inches	Standard Gaskets		Special Gaskets		
	Flush-Seal Grade "E" or "T" *	Flush-Seal "L" Silicone *	Flush-Seal Grade "O" Fluoroelastomer *	Flush-Seal Grade "A" White Nitrile	Grade "V" Black Neoprene
¾	\$82.50	\$276.00	\$907.50	\$248.00	+
1	82.50	276.00	907.50	248.00	+
1¼	86.50	393.00	869.50	389.50	+
1½	92.50 ^{NR}	410.00	915.50	319.50	+
2	92.50 ^{NR}	255.50	751.50 ^{NR}	396.50	+
2½	107.00 ^{NR}	295.50	849.00	407.00	+
3	113.50 ^{NR}	318.00 ^{NR}	937.50 ^{NR}	612.00 ^{NR}	+
3½	142.00 ^{NR}	-	+	+	+
4	142.00 ^{NR}	461.00	1532.00 ^{NR}	623.50 ^{NR}	+
4½	-	+	+	+	+
5	182.00	899.00 ^{NR}	1640.50	630.00	+
6	195.00 ^{NR}	985.00 ^{NR}	2011.50 ^{NR}	633.50	+
8	264.50 ^{NR}	1099.00 ^{NR}	2299.50 ^{NR}	761.50	+
10	330.50 ^{NR}	1427.50 ^{NR}	2993.50	1045.00	+
12	384.00 ^{NR}	1683.00 ^{NR}	4429.00	1488.00	+
13½	-	-	-	-	-
14	580.00 ^{NR}	2569.50 ^{NR}	8988.50	4816.50	+
16	800.00 ^{NR}	2661.00 ^{NR}	+	+	+
18	1433.00	4323.50	+	+	+
20	2199.00 ^{NR}	4760.50	+	+	+
22	2199.00	-	+	+	+
24	3030.50	4843.00	+	+	+

NOTE: Items listed in shaded areas are non-cancellable and non-returnable.

+ Quoted on application. Contact Victaulic for pricing and availability.

* Replacement gaskets for Original Groove System (OGS) coupling styles 07, HP-70, 75, 77, 78, 997, 77S, 475, 489, 89 can be specially ordered as Grade "E", "T", "O", and "L" C-Shape gaskets. Contact Victaulic for details.

^{NR} **Non-returnable**

Spare Parts

AGS Gaskets

GASKETS FOR ADVANCED GROOVE SYSTEM (AGS) COUPLING STYLES W07 AND W77

Nom. Size inches	Flush-Seal Grade "E" or "T" Gasket	Grade "L" Silicone Gasket
14	\$524.50 ^{NR}	\$3061.00
16	681.00 ^{NR}	3105.50 ^{NR}
18	869.50 ^{NR}	3441.50
20	1329.50 ^{NR}	3786.50
24	1737.00 ^{NR}	3636.50 ^{NR}
26	2141.50 ^{NR}	+
28	2290.00 ^{NR}	+
30	2438.00 ^{NR}	+
32	2584.00 ^{NR}	+
34	+	+
36	2870.00 ^{NR}	+
40	3172.00 ^{NR}	+
42	3317.50 ^{NR}	+
44	+	+
46	3553.50 ^{NR}	+
48	3499.50 ^{NR}	+
54	+	+
56	+	+
60	+	+
72	+	+

NOTE: Items listed in shaded areas are non-cancellable and non-returnable.

+ Quoted on application. Contact Victaulic for pricing and availability.

NOTE: Prices shown for 26 – 48" painted are for the Grade "E" EPDM gasket only. For pricing on Grade "T" nitrile gaskets contact Victaulic.

^{NR} Non-returnable

Grade "T" Type A Gaskets

FOR STYLES 07, 75, AND 77 COUPLINGS AND 741 FLANGE ADAPTERS

Nom. Size inches	Grade "T" Type A Nitrile Price Each
1¼	+
1½	+
2	+
2½	+
3	+
4	+
6	+
8	+
10	+
12	+

NOTE: Items listed in shaded areas are non-cancellable and non-returnable.

+ Quoted on application. Contact Victaulic for pricing and availability.

NOTE: The Grade "T" Type A gasket is for use with Style 07, 77, 75 couplings and Style 741 Flange Adapters in compliance with ISO 19921:2005(E) for marine applications only.

Spare Parts

Style 750 Gaskets

NOTE:

For pricing couplings complete with any special gaskets, contact Victaulic . Gasket guidelines can be found in the latest Victaulic Gasket Selection Guide (publication 05.01). This information is general in scope and Victaulic should be consulted for guidelines when a question arises.

STANDARD "E" OR "T" GASKETS FOR STYLE 750

Nom. Size			Price Each
inches			Grade "E" or "T"
2	x	1	\$86.50
		1½	86.50
2½	x	2	111.50 ^{NR}
3	x	2	125.00
		2½	125.00
		3	149.50 ^{NR}
4	x	2	143.50
		2½	146.50
		3	149.50 ^{NR}
5	x	4	173.50 ^{NR}
6	x	4	195.50
		5	212.00
8	x	6	237.00 ^{NR}
10	x	8	283.50

NOTE: Items listed in shaded areas are non-cancellable and non-returnable.

^{NR} Non-returnable

Style 875 Gaskets

NOTE:

For pricing couplings complete with any special gaskets, contact Victaulic . Gasket guidelines can be found in the latest Victaulic Gasket Selection Guide (publication 05.01). This information is general in scope and Victaulic should be consulted for guidelines when a question arises.

GRADE "P" GASKET FOR STYLE 875

Nom. Size			Price Each
inches			Grade "P"
2	x	1½	\$89.00
2½	x	2	115.50
3	x	2	128.00
		2½	128.00
4	x	2	147.00
		2½	151.00
		3	154.00
6	x	4	201.00
8	x	6	242.50
10	x	8	291.00

NOTE: Items listed in shaded areas are non-cancellable and non-returnable.

Spare Parts

Flange Parts

FOR STYLE 741, 841, W741, 743 & 441 VIC-FLANGE ADAPTERS

Refer to publication 06.06, section 6.0 Notifications for Flange Washers considerations.

FOR STYLES 741, 841, W741, 743 & 441 VIC-FLANGE ADAPTERS

Flange Size inches	BOLT AND NUT			FLANGE WASHERS		
	Qty. Per Set	Size inches	Price Per Set Plated	Style 741 ANSI Plated	Styles 741 & 841 304 Stainless Steel	Style 743
2	4	5/8 x 3	+	\$227.00 ^{NR}	+	+
2½	4	5/8 x 3	+	239.50 ^{NR}	+	+
3	4	5/8 x 3	+	279.50 ^{NR}	+	+
4	8	5/8 x 3	+	324.50 ^{NR}	+	+
5	8	3/4 x 3½	+	389.50 ^{NR}	+	+
6	8	3/4 x 3½	+	446.00 ^{NR}	+	+
8	8	3/4 x 3½	+	560.50 ^{NR}	+	+
10	12	7/8 x 4	+	774.00 ^{NR}	+	+
12	12	7/8 x 4	+	1128.50 ^{NR}	+	+
14	12	1 x 4½	+	1229.50 ^{NR}	-	-
16	16	1 x 4½	+	2179.50 ^{NR}	-	-
18	16	1½ x 4¾	+	2325.50 ^{NR}	-	-
20	20	1½ x 5¼	+	+	-	-
24	20	1¼ x 5¾	+	+	-	-

NOTE: Items listed in shaded areas are non-cancellable and non-returnable.

+ Quoted on application. Contact Victaulic for pricing and availability.

14 – 24" flange parts supplied for Style W741 AGS Flange

^{NR} Non-returnable

Flange Gaskets

FOR STYLE 741, 841, W741, 743 & 441 VIC-FLANGE ADAPTERS

FOR STYLE 741, 841, W741, 743 & 441 VIC-FLANGE ADAPTERS

Flange Size inches	Standard Gaskets Price Each		Special Gaskets Price Each	
	Style 741/743 Grade "E" or "T" Gasket Only	Style 841 Grade "P" Gasket Only	Style 741/743 Grade "L" Silicone	Style 741 Grade "O" Fluoroelastomer
2	\$76.00 ^{NR}	\$78.00	\$462.50	\$1110.00
2½	87.50 ^{NR}	90.00	489.50	1302.50
3	94.50 ^{NR}	96.50	458.50	1605.00
4	120.00 ^{NR}	123.50	576.50	1605.00
5	143.50 ^{NR}	-	1635.00	2000.50
6	159.00 ^{NR}	164.00	731.50 ^{NR}	1636.50
8	212.00 ^{NR}	218.50	1158.00	2686.50
10	270.00 ^{NR}	277.50	1981.50 ^{NR}	4622.00
12	313.00 ^{NR}	321.50	2089.00 ^{NR}	5133.00
14	364.00 ^{NR}	-	814.50	-
16	404.50 ^{NR}	-	902.00	-
18	586.50 ^{NR}	-	1240.50	-
20	631.50 ^{NR}	-	1377.50	-
24	701.50 ^{NR}	-	1504.50	-

NOTE: Items listed in shaded areas are non-cancellable and non-returnable.

14 – 24" flange gaskets supplied for Style W741 AGS Flange

^{NR} Non-returnable

Spare Parts

Style 72 Gaskets

NOTE:

For pricing couplings complete with any special gaskets, contact Victaulic. Gasket guidelines can be found in the latest Victaulic Gasket Selection Guide (publication 05.01). This information is general in scope and Victaulic should be consulted for guidelines when a question arises.

STANDARD "E" OR "T" GASKET FOR STYLE 72

Nom. Size inches	Price Each
Run x Brch.	Gasket Only
1½ x ½	\$139.00
¾	139.00
1	139.00
2 x ½	142.00
¾	142.00
1	142.00
2½ x ½	286.50
¾	286.50
1	286.50
1¼	318.00
1½	318.00

Nom. Size inches	Price Each
Run x Brch.	Gasket Only
3 x ¾	\$233.00
1	328.00
1¼	328.00
1½	328.00
4 x ¾	328.00
1	328.00
1¼	+
1½	505.50
2	505.50
6 x 1	661.50
1½	661.50
2	661.50

NOTE: Items listed in shaded areas are non-cancellable and non-returnable.

+ Quoted on application. Contact Victaulic for pricing and availability.

M-2 GASKETS

Nominal Size inches	Grade "M-2" Gaskets
1½	+
2	+
2½	+
3	+
4	+
6	+
8	+

NOTE: Items listed in shaded areas are non-cancellable and non-returnable.

+ Quoted on application. Contact Victaulic for pricing and availability.

Metal Liners

STYLES 77, 75 AND 78 COUPLINGS

(Type 304 Stainless Steel)

STYLES 77, 75 AND 78 COUPLINGS

Nom. Size inches	Price Each
2	+
2½	+
3	+
4	+
5	+
6	+
8	+
10	+

Nom. Size inches	Price Each
12	+
14	+
16	+
18	+
20	+
24	+

NOTE: Items listed in shaded areas are non-cancellable and non-returnable.

+ Quoted on application. Contact Victaulic for pricing and availability.

Spare Parts

Plated Trackhead Bolts and Nuts



PLATED TRACKHEAD BOLTS AND NUTS

Bolt and Nut Size inches		Price Each
$\frac{3}{8}$	x 2	\$43.00 ^{NR}
$\frac{1}{2}$	x $2\frac{1}{2}$	48.50 ^{NR}
	$2\frac{3}{4}$	48.50 ^{NR}
	3	48.50
	$3\frac{1}{4}$	48.50
$\frac{5}{8}$	x $2\frac{3}{4}$	53.00
	$3\frac{1}{4}$	53.00 ^{NR}
	$3\frac{1}{2}$	56.00 ^{NR}
	4	70.00
$\frac{3}{4}$	x 5	86.50
	$4\frac{1}{4}$	62.50 ^{NR}
$\frac{7}{8}$	x 5	81.00 ^{NR}
	$5\frac{1}{2}$	106.00 ^{NR}
	$6\frac{1}{2}$	112.50 ^{NR}
$\frac{1}{2}$	x $3\frac{1}{2}$	130.50 ^{NR}
	5	130.50 ^{NR}
	$5\frac{1}{2}$	130.50 ^{NR}
	6	130.50 ^{NR}
	$6\frac{1}{2}$	130.50 ^{NR}
	6	130.50 ^{NR}

Bolt and Nut Size inches		Price Each
1	x $3\frac{1}{2}$	\$113.50 ^{NR}
	5	107.00
	$5\frac{1}{2}$	130.50 ^{NR}
	6	130.50 ^{NR}
	$6\frac{1}{2}$	138.00 ^{NR}
$1\frac{1}{8}$	x 4	174.00 ^{NR}
	$5\frac{1}{2}$	174.00 ^{NR}
$1\frac{1}{4}$	x $3\frac{1}{2}$	501.00
	$5\frac{1}{2}$	501.00
$1\frac{3}{8}$	x $5\frac{3}{4}$	580.00
$1\frac{1}{2}$	x $4\frac{1}{2}$	552.50
	$5\frac{3}{4}$	622.50
$1\frac{3}{4}$	x 6	1084.50
$1\frac{7}{8}$	x 6	1435.50

NOTE: Items listed in shaded areas are non-cancellable and non-returnable.

^{NR} Non-returnable

Style 107V QuickVic™ Rigid Coupling Bolts and Nuts



NYLON COATED BOLTS AND NUTS FOR STYLE 107V COUPLINGS

Bolt and Nut Size inches		Price Each
$\frac{1}{2}$	x $2\frac{3}{4}$	\$53.00
	3	82.50
$\frac{5}{8}$	x $3\frac{1}{4}$	100.50
$\frac{3}{4}$	x $4\frac{5}{8}$	182.50
$\frac{7}{8}$	x 6	325.00

NOTE: Items listed in shaded areas are non-cancellable and non-returnable.

Installation-Ready™ Bolts and Nuts



NYLON COATED BOLTS AND NUTS FOR STYLES 107N, 177N AND 607


Bolt and Nut Size inches		Price Each
$\frac{3}{8}$	x $2\frac{1}{2}$	\$76.00
$\frac{1}{2}$	x 3	70.00
	$3\frac{1}{4}$	82.50
$\frac{5}{8}$	x $3\frac{1}{4}$	82.50
	4	100.50 ^{NR}
$\frac{3}{4}$	x 5	182.50

NOTE: Items listed in shaded areas are non-cancellable and non-returnable.

^{NR} Non-returnable

Spare Parts

Go/No-Go Tape



Tool Model	Part Number	Purchase Price
PT-100-A Imperial Go/No-Go Grooved Pipe Diameter Tape Each	RW75-100-MCH	\$152.50
Box of 6	RW75-100-KIT	820.50

NOTE: Items listed in shaded areas are non-cancellable and non-returnable.

Pressure Gauge



Nominal Size inches	Victaulic Part Code	Price Each
2½	P024386001	\$79.50
4	P040386001	90.50

NOTE: Items listed in shaded areas are non-cancellable and non-returnable.

Grooved IPS Pipe Fittings

Grooved IPS Pipe Fittings

QuickVic™ Elbows

Refer to publication 07.14



No. V10



No. V11

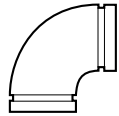
ELBOWS – 90° ELBOW OR 45° ELBOW

Nom. Size inches	Approx. Wgt. Ea. lb	90° Elbow No. V10		45° Elbow No. V11		
		Price Each		Approx. Wgt. Ea. lb	Price Each	
		Painted	Galv.		Painted	Galv.
2	1.5	\$51.00	\$69.00	1.2	\$51.00	\$69.00
2½	2.2	59.50	80.50	1.7	59.50	80.50
3	2.9	93.00	126.00	2.3	93.00	126.00
4	4.4	114.00	154.00	3.7	114.00	154.00
5	7.3	147.00	196.50	5.4	147.00	196.50
6	10.8	177.50	240.00	7.4	177.50	240.00
8	25.4	267.50	361.00	18.9	180.50	243.00
10	41.0	317.50	429.00	25.0	206.50	278.50
12	66.3	414.00	559.00	35.9	293.50	396.00


NOTE: Items listed in shaded areas are non-cancellable and non-returnable.

Elbows

Refer to publication 07.01



No. 10



No. 11



ELBOWS – 90° ELBOW OR 45° ELBOW

Nom. Size inches	Approx. Wgt. Ea. lb	90° Elbow No. 10		45° Elbow No. 11		
		Price Each		Approx. Wgt. Ea. lb	Price Each	
		Painted	Galv.		Painted	Galv.
¾	0.5	\$361.50	\$381.50	0.5	\$361.50	\$381.50
1	0.6	195.00	256.00	0.6	195.00	245.50
1¼	1.0	195.00	256.00	0.9	195.00	245.50
1½	1.2	195.00	256.00	0.9	195.00	245.50
2	1.8	195.00	256.00	1.3	195.00	245.50
2½	3.2	195.00	256.00	2.1	195.00	245.50
3	4.5	340.00	424.00	3.1	340.00	400.00
3½	5.6	392.00	518.00	4.3	392.00	518.00
4	7.1	369.50	516.00	5.6	369.50	477.00
4½	10.0 (sw)	+	+	6.0 (sw)	+	+
5	11.7	873.50	1128.00	8.3	873.50	1082.50
6	17.2	1026.50	1356.00	10.8	1026.50	1294.00
8	29.9	2129.50	2802.50	20.4	2129.50	2669.00
10	63.3	3935.50	4919.00	37.5	2554.00	3192.00
12	74.0	4328.00	5411.00	66.7	3064.00	3832.50

NOTE: Items listed in shaded areas are non-cancellable and non-returnable.

+ Quoted on application. Contact Victaulic for pricing and availability.

(sw) Victaulic fittings are made of ductile iron, except those marked (sw) segmentally welded steel.

Grooved IPS Pipe Fittings

QuickVic™ 90° Elbow Flanged Adapter Modules

NO. V15 – ANSI CLASS 150
Refer to publication 07.14



90° ELBOW FLANGED ADAPTER MODULES – ANSI CLASS 150

Nom. Size	ANSI Class 150		No. V15F (Flat Face)		No. V15R (Raised Face)	
	Approx. Wgt. Ea.	Price Each	Module Complete with Grade "EHP" Gasket		Module Complete with Grade "EHP" Gasket	
			Painted	Galv.	Painted	Galv.
inches	lb					
2	10.2	\$299.50	\$369.50	\$299.50	\$369.50	\$369.50
2½	14.9	368.00	460.50	368.00	460.50	460.50
3	18.1	426.50	536.50	426.50	536.50	536.50
4	27.7	557.50	703.50	557.50	703.50	703.50
6	45.4	738.50	876.50	738.50	876.50	876.50
8	82.4	901.00	1173.00	901.00	1173.00	1173.00
10	129.8	1289.00	1661.50	1289.00	1661.50	1661.50
12	183.2	1721.50	2239.50	1721.50	2239.50	2239.50

NOTE: Items listed in shaded areas are non-cancellable and non-returnable.

QuickVic™ 90° Elbow Flanged Adapter Modules

NO. V16 – ANSI CLASS 300
Refer to publication 07.14



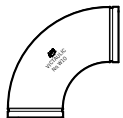
90° ELBOW FLANGED ADAPTER MODULES – ANSI CLASS 300

Nom. Size	ANSI Class 300		No. V16F (Flat Face)		No. V16R (Raised Face)	
	Approx. Wgt. Ea.	Price Each	Module Complete with Grade "EHP" Gasket		Module Complete with Grade "EHP" Gasket	
			Painted	Galv.	Painted	Galv.
inches	lb					
2	12.4	\$361.50	\$433.50	\$361.50	\$433.50	\$433.50
2½	16.9	418.50	508.50	418.50	508.50	508.50
3	22.9	584.00	706.00	584.00	706.00	706.00
4	36.6	765.00	942.50	765.00	942.50	942.50
6	65.4	1039.00	1295.00	1039.00	1295.00	1295.00
8	111.4	1254.00	1605.50	1254.00	1605.50	1605.50
10	166.6	1859.50	2342.50	1859.50	2342.50	2342.50
12	241.4	2091.00	2722.00	2091.00	2722.00	2722.00

NOTE: Items listed in shaded areas are non-cancellable and non-returnable.

AGS® AGS Elbows

Refer to publication 20.05



No. W10



No. W11

AGS ELBOWS – 90° ELBOW OR 45° ELBOW

Nom. Size	90° Elbow No. W10			45° Elbow No. W11		
	Approx. Wgt. Ea.	Price Each		Approx. Wgt. Ea.	Price Each	
		Painted	Galv.		Painted	Galv.
inches	lb			lb		
14	150.8	\$3680.00	\$4775.00	63.0	\$2756.00	\$3563.50
16	184.3	4778.00	6180.00	93.8	3102.50	3850.50
18	272.3	6064.00	7556.00	129.0	3636.00	4455.50
20	312.0	7991.50	9915.50	165.3	4775.00	5853.00
24	559.8	11571.50	14404.00	246.0	7330.50	8933.00

NOTE: AGS products must NOT be used on pipe that has been grooved using Original Groove System (OGS) roll sets.

(sw) Victaulic fittings are made of ductile iron, except those marked (sw) segmentally welded steel.

NOTE: Items listed in shaded areas are non-cancellable and non-returnable.

Grooved IPS Pipe Fittings

Elbows

Refer to publication 07.01



No. 12
Gooseneck



No. 12
Standard



No. 13



ELBOWS – 22½° ELBOW OR 11¼° ELBOW

Nom. Size inches	Approx. Wgt. Ea. lb	22½° Elbow No. 12		Approx. Wgt. Ea. lb	11¼° Elbow No. 13	
		Price Each			Price Each	
		Painted	Galv.		Painted	Galv.
1	0.6 ‡	\$1203.00	\$1241.50	0.3 (sw)	\$482.50	+
1¼	0.8	211.50	268.00	0.5	211.50	\$268.00
1½	0.8	211.50	268.00	0.5	211.50	268.00
2	1.4 ‡	211.50	268.00	1.0	211.50	268.00
2½	2.3 ‡	211.50	268.00	1.5	211.50	268.00
3	3.1 ‡	303.50	378.50	2.1	303.50	375.50
3½	4.0 (sw)	701.50	935.00	2.7 (sw)	701.50	827.00
4	5.6	399.00	516.00	3.6	369.50	489.00
5	7.8 (sw)	1209.00	1455.50	5.0 (sw)	1209.00	1420.50
6	12.2 ‡	1107.50	1408.00	7.0	1107.50	1335.50
8	20.0 ‡	2299.50	2855.50	10.1	1966.50	2334.50
10	30.0	3032.00	3936.00	11.8	2832.50	3378.50
12	40.0	4095.50	5078.00	29.3	4095.50	4959.00

NOTE: Items listed in shaded areas are non-cancellable and non-returnable.

+ Quoted on application. Contact Victaulic for pricing and availability.

(sw) Victaulic fittings are made of ductile iron, except those marked (sw) segmentally welded steel.

‡ Gooseneck design.

AGS AGS Elbows

Refer to publication 20.05



No. W12



No. W13

AGS ELBOWS – 22½° ELBOW OR 11¼° ELBOW

Nom. Size inches	Approx. Wgt. Ea. lb	22½° Elbow No. W12		Approx. Wgt. Ea. lb	11¼° Elbow No. W13	
		Price Each			Price Each	
		Painted	Galv.		Painted	Galv.
14	46.0	\$2059.00	\$2726.00	32.0	\$1863.00	\$2337.50
16	58.0	2468.50	3457.00	42.0	2293.50	3056.00
18	65.0	2989.00	4239.50	53.2	2776.50	3762.50
20	78.6	3752.00	5894.50	65.0	3397.50	4706.00
24	140.0	6400.00	7401.00	60.0	5927.00	5979.00
26	122.0	+	+	92.0	+	+
28	136.0	+	+	104.0	+	+
30	151.0	+	+	112.0	+	+
32	167.0	+	+	124.0	+	+
36	194.0	+	+	140.0	+	+
40	322.0	+	+	234.0	+	+
42	348.0	+	+	246.0	+	+
46	392.0	+	+	280.0	+	+
48	420.0	+	+	303.0	+	+
54	592.0	+	+	437.0	+	+
56	627.0	+	+	465.0	+	+
60	698.0	+	+	512.0	+	+

NOTE: Items listed in shaded areas are non-cancellable and non-returnable.

NOTE: AGS products must **NOT** be used on pipe that has been grooved using Original Groove System (OGS) roll sets.

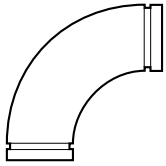
NOTE: For original roll grooved 14 – 24" fittings please contact your local Victaulic sales representative.

+ Quoted on application. Contact Victaulic for pricing and availability.

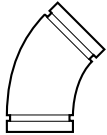
Grooved IPS Pipe Fittings

Long Radius – 1½ D Elbows

Refer to publication 07.01



No. 100



No. 110



LONG RADIUS – 90° LONG RADIUS ELBOW OR 45° LONG RADIUS ELBOW

Nom. Size	90° Long Rad. Elbow No. 100 *			45° Long Rad. Elbow No. 110 *		
	Approx. Wgt. Ea. lb	Price Each		Approx. Wgt. Ea. lb	Price Each	
Painted		Galv.	Painted		Galv.	
2	2.5	\$436.00	\$570.50	1.8	\$378.50	\$477.00
2½	3.4	544.50	623.50	2.8	1198.00	1347.50
3	6.0	436.00	570.50	4.9	378.50	477.00
4	12.3	644.50	861.50	7.3	460.00	608.00
5	18.0	3251.50	3727.50	14.8 (sw)	3022.00	3317.00
6	30.4	1863.00	2445.50	17.4	1337.00	1713.00
8	66.0	4446.50	5683.00	36.0	2322.00	3018.00
10	107.0	5111.50	6390.50	57.0	3134.00	3917.50
12	156.0	5625.00	7029.50	90.0	4232.00	5289.50

NOTE: Items listed in shaded areas are non-cancellable and non-returnable.

* See pages 1-64 – 1-67 for long radius 3-D, 5-D and 6-D bends.

(sw) Victaulic fittings are made of ductile iron, except those marked (sw) segmentally welded steel.

Carbon Steel Long Radius Elbows

SA352 Grade LCC

Refer to publication 51.01



No. L100



No. L110

CARBON STEEL – 90° LONG RADIUS ELBOW NO. L100 OR 45° LONG RADIUS ELBOW NO. L110

Nom. Size	90° Long Radius Elbow No. L100			45° Long Radius Elbow No. L110		
	Approx. Wgt. Ea. lb	Price Each		Approx. Wgt. Ea. lb	Price Each	
Painted		Galv.	Painted		Galv.	
1½ †	1.8	\$327.50	\$376.50	1.3	\$327.50	\$376.50
2 †	3.6	425.50	489.50	2.1	425.50	489.50
2½ †	6.9	524.50	603.00	4.0	524.50	603.00
3 †	8.2	597.00	718.00	5.8	597.00	686.50
4	12.0	758.00	872.00	7.7	758.00	872.00
6	31.0	2056.50	2365.00	18.0	2056.50	2424.00
8	65.0	4087.50	5119.50	49.0	4087.50	5303.50
10 *	130.0	+	+	78.0	+	+
12 *	192.0	+	+	95.0	+	+

NOTE: Items listed in shaded areas are non-cancellable and non-returnable.

+ Quoted on application. Contact Victaulic for pricing and availability.

Carbon steel wall thickness is standard weight unless otherwise noted.

Fittings are cast unless otherwise noted.

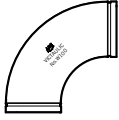
† Schedule 80 wall thickness. For other wall thickness options, contact Victaulic.

* ASTM A420 WPL6 wrought fitting with A333 Grade 6 tangents. Contact Victaulic for cast options.

Grooved IPS Pipe Fittings

AGS™ AGS Long Radius – 1½ D Elbows

Refer to publication 20.05



No. W100



No. W110

AGS LONG RADIUS – 90° LONG RADIUS ELBOW LW100 OR 45° LONG RADIUS ELBOW NO. LW110

Nom. Size inches	90° Long Rad. Elbow No. W100 Approx. Wgt. Ea. lb	Price Each		45° Long Rad. Elbow No. W110 Approx. Wgt. Ea. lb	Price Each	
		Painted	Galv.		Painted	Galv.
14	210.4	\$4907.50	\$6364.50	105.9	\$3674.50	+
16	274.8	6368.50	8237.50	137.4	4134.00	\$5132.00
18	383.9	8084.00	10074.50	191.6	4846.50	5940.50
20	474.3	10652.50	13218.50	237.1	6364.50	7823.50
24	746.6	15426.50	19203.00	373.3	9666.50	11909.00
26	877.0	+	+	421.0	+	+
28	1019.0	+	+	491.0	+	+
30	1268.0	+	+	612.0	+	+
32	1517.0	+	+	733.0	+	+
36	1925.0	+	+	935.0	+	+
40	2883.0	+	+	1397.0	+	+
42	3260.0	+	+	1583.0	+	+
46	3260.0 (sw)	+	+	1210.0 (sw)	+	+
48	2471.0 (sw)	+	+	1314.0 (sw)	+	+
54	3120.0 (sw)	+	+	1648.0 (sw)	+	+
56	3355.0 (sw)	+	+	1769.0 (sw)	+	+
60	3850.0 (sw)	+	+	2023.0 (sw)	+	+

NOTE: Items listed in shaded areas are non-cancellable and non-returnable.

NOTE: AGS products must **NOT** be used on pipe that has been grooved using Original Groove System (OGS) roll sets.

(sw) Victaulic fittings are made of ductile iron, except those marked (sw) segmentally welded steel.

NOTE: For original roll grooved 14 – 24" fittings please contact your local Victaulic sales representative.

+ Quoted on application. Contact Victaulic for pricing and availability.

AGS™ Carbon Steel AGS Long Radius Elbows

SA352 Grade LCC

Refer to publication 51.01



No. LW100



No. LW110

CARBON STEEL AGS LONG RADIUS – 90° LONG RADIUS ELBOW OR 45° LONG RADIUS ELBOW

Nom. Size inches	90° Long Radius Elbow No. LW100 Approx. Wgt. Ea. lb	Price Each		45° Long Radius Elbow No. LW110 Approx. Wgt. Ea. lb	Price Each	
		Painted	Galv.		Painted	Galv.
14	273.0	+	+	144.0	+	+
16	366.0	+	+	208.0	+	+

NOTE: Items listed in shaded areas are non-cancellable and non-returnable.

+ Quoted on application. Contact Victaulic for pricing and availability.

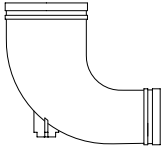
Carbon steel wall thickness is standard weight unless otherwise noted.

Fittings are cast unless otherwise noted.

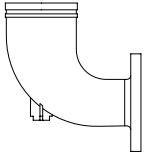
Grooved IPS Pipe Fittings

Reducing Base Support Elbows

Refer to publication 07.01



No. R-10G
Grooved x Grooved



No. R-10F
Grooved x Flanged



REDUCING BASE SUPPORT ELBOWS – GROOVED X GROOVED OR GROOVED X FLANGED

Nom. Size Inlet x Outlet	Grooved x Grooved No. R-10G			Grooved x Flanged No. R-10F		
	Approx. Wgt. Each lb	Price Each		Approx. Wgt. Each lb	Price Each	
		Painted	Galv.		Painted	Galv.
6 x 4	19.0	\$3097.00	\$3633.00	33.0	\$3437.50	\$4124.00
	23.0	3504.50	+	38.0	3892.00	+
8 x 6	33.0	4702.50	5548.00	52.0	5223.50	+
10 x 8	61.0	6779.00	8075.00	88.0	7530.50	+

NOTE: Items listed in shaded areas are non-cancellable and non-returnable.

+ Quoted on application. Contact Victaulic for pricing and availability.

Base Support Elbows

Refer to publication 07.13



No. 100G

BASE SUPPORT ELBOWS – GROOVED X FLANGED OR GROOVED X GROOVED

Nom. Size Inches	Grooved x Flanged No. 100F (Flat Face)		Grooved x Grooved No. 100G	
	Approx. Wgt. Each lb	Price Each	Approx. Wgt. Each lb	Price Each
		Painted		Painted
3	18.3	\$1391.00	8.4	\$544.50
4	26.6	1933.00	12.8	807.00
6	43.5	3756.00	28.4	2328.50
8	73.5	7169.50	49.5	5558.50
10	127.2	8933.00	90.8	6390.50
12	197.1	10356.00	148.1	7032.00

NOTE: Items listed in shaded areas are non-cancellable and non-returnable.

Grooved IPS Pipe Fittings

Reducing Base Support Elbows

Refer to publication 07.13



No. R100F

REDUCING BASE SUPPORT ELBOWS – GROOVED X FLANGED OR GROOVED X GROOVED

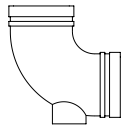
Nom. Size	Grooved x Flanged No. R100F (Flat Face)		Grooved x Grooved No. R100G		
	inches	Approx. Wgt. Each	Price Each	Approx. Wgt. Each	Price Each
		lb	Painted	lb	Painted
3 x	2	13.1	\$1177.50	8.3	\$1177.50
	2½	17.8	1329.00	8.7	1329.00
4 x	2	15.8	1509.50	-	-
	2½	21.6	1590.00	-	-
5 x	3	25.4	1651.50	13.8	1651.50
	4	34.0	4378.00	20.5	4378.00
6 x	4	31.6	3174.50	-	-
	5	35.1	3455.50	-	-
8 x	4	37.5	3638.00	-	-
	5	52.6	6684.50	-	-
10 x	6	55.7	6868.00	-	-
	8	60.2	6984.50	-	-
12 x	6	92.6	7816.50	-	-
	8	113.3	8000.50	-	-
12 x	8	152.5	8642.00	-	-
	10	173.8	9574.50	-	-

NOTE: Items listed in shaded areas are non-cancellable and non-returnable.

Drain Elbow

NO. 10-DR

Refer to publication 10.05



DRAIN ELBOW

Nom. Size	Approx. Wgt. Ea.	Price Each	
		Painted	Galv.
inches	lb		
2½	5.2	\$448.50	\$576.00
3	5.3	572.50	682.00
4	8.8	579.50	785.50
6	18.7	1014.00	1441.50
8	29.5	1272.00	1859.00

QuickVic™ Tee

Refer to publication 07.14



No. V20

STANDARD TEE

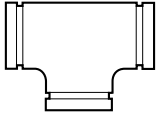
Nom. Size	Approx. Wgt. Ea.	Tee No. V20	
		Price Each	
		Painted	Galv.
inches	lb		
2	2.1	\$79.50	\$108.00
2½	2.2	88.00	119.00
3	4.8	111.50	151.50
4	6.0	191.00	258.00
5	14.4	240.00	322.00
6	20.0	286.00	386.00
8	36.9	323.50	437.00
10	63.6	379.00	512.00
12	90.3	585.50	790.50

NOTE: Items listed in shaded areas are non-cancellable and non-returnable.


Grooved IPS Pipe Fittings

Tees

Refer to publication 07.01



No. 20



No. 29M



TEES – STANDARD TEE OR TEE WITH THREADED BRANCH

Nom. Size	Approx. Wgt. Ea.	Tee No. 20		Tee with Male Threaded Branch No. 29M	
		Price Each		Price Each	
		Painted	Galv.	Painted	Galv.
inches	lb				
3/4	0.6	\$387.00	\$417.50	\$760.50	\$852.00
1	1.0	299.00	388.50	299.00	–
1 1/4	1.5	299.00	388.50	622.00	729.50
1 1/2	2.0	299.00	388.50	967.00	1137.00
2	3.0	299.00	388.50	622.00	729.50
2 1/2	4.3	299.00	388.50	–	–
3	6.8	408.00	558.00	–	–
3 1/2	7.9 (sw)	1640.50	2236.50	+	+
4	11.3	619.50	839.00	1279.00	1756.50
4 1/2	15.0 (sw)	+	+	–	–
5	17.8	1436.00	1820.50	3665.50	+
6	25.7	1656.00	2258.00	3273.50	3852.50
8	47.6	3621.50	4750.50	+	+
10	99.0	4707.00	5882.50	+	+
12	133.0	6119.00	7647.00	+	+

NOTE: Items listed in shaded areas are non-cancellable and non-returnable.

+ Quoted on application. Contact Victaulic for pricing and availability.

(sw) Victaulic fittings are made of ductile iron, except those marked (sw) segmentally welded steel.

Carbon Steel Tee

SA352 Grade LCC

Refer to publication 51.01



No. L20

NO. L20 TEE – CARBON STEEL

Nom. Size	Approx. Wgt. Ea.	Tee No. L20	
		Price Each	
		Painted	Galv.
inches	lb		
1 1/2 †	2.4	\$335.00	\$385.00
2 †	3.7	440.00	507.00
2 1/2 †	6.6	547.50	+
3 †	9.2	629.00	725.50
4	11.7	647.50	959.50
6	35.9	834.50	2613.50
8	65.6	2273.00	5574.50
10 *	136.0	4,846.50	+
12 *	151.0	+	+

NOTE: Items listed in shaded areas are non-cancellable and non-returnable.

+ Quoted on application. Contact Victaulic for pricing and availability.

Carbon steel wall thickness is standard weight unless otherwise noted.

Fittings are cast unless otherwise noted.

† Schedule 80 wall thickness. For other wall thickness options, contact Victaulic.

* ASTM A420 WPL6 wrought fitting with A333 Grade 6 tangents. Contact Victaulic for cast options.

Grooved IPS Pipe Fittings

AGS™ AGS Tees

Refer to publication 20.05



No. W20

NO. W20 AGS STANDARD TEE

Nom. Size	Approx. Wgt. Ea.	Tee No. W20	
		Price Each	
inches	lb	Painted	Galv.
14	102.0	\$4655.00	\$5796.00
16	123.5	5257.00	6675.00
18	281.0	6568.50	8470.00
20	350.0	9412.50	11932.00
24	503.7	14347.50	18608.50
26	634.0	+	+
28	741.0	+	+
30	855.0	+	+
32	1190.0	+	+
36	1608.0	+	+
38	1496.0	+	+
40	1968.0	+	+
42	2891.0	+	+
46	2620.0	+	+
48	3805.0	+	+
54	3656.0	+	+
56	3961.0	+	+
60	4325.0	+	+

NOTE: Items listed in shaded areas are non-cancellable and non-returnable.

NOTE: AGS products must **NOT** be used on pipe that has been grooved using Original Groove System (OGS) roll sets.

+ Quoted on application. Contact Victaulic for pricing and availability.

AGS™ AGS Carbon Steel Tee

SA352 Grade LCC

Refer to publication 51.01



No. LW20

NO. LW20 AGS CARBON STEEL TEE

Nom. Size	Approx. Wgt. Ea.	Tee No. LW20	
		Price Each	
inches	lb	Painted	Galv.
14	170.0	+	+
16	278.0	+	+

NOTE: Items listed in shaded areas are non-cancellable and non-returnable.

+ Quoted on application. Contact Victaulic for pricing and availability.

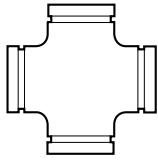
Carbon steel wall thickness is standard weight unless otherwise noted.

Fittings are cast unless otherwise noted.

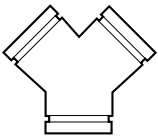
Grooved IPS Pipe Fittings

Cross and Wye

Refer to publication 07.01



No. 35



No. 33



CROSS AND WYE – STEEL CROSS OR STEEL 90 TRUE WYE

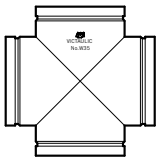
Nom. Size	Steel Cross No. 35			Steel 90 True Wye No. 33		
	Approx. Wgt. Ea. lb	Price Each		Approx. Wgt. Ea. lb	Price Each	
		Painted	Galv.		Painted	Galv.
inches						
$\frac{3}{4}$	0.9	+	+	0.7	+	+
1	1.3	\$715.50	\$825.00	1.1	\$1092.50	+
$1\frac{1}{4}$	2.1	857.50	999.00	1.5	1092.50	+
$1\frac{1}{2}$	2.5	924.50	1071.50	1.8	1092.50	\$1299.50
2	3.8	529.00	631.00	2.5	1092.50	1299.50
$2\frac{1}{2}$	6.1	529.00	631.00	4.3	1092.50	1299.50
3	10.5	939.50	1147.00	6.1	1304.00	1550.00
$3\frac{1}{2}$	11.5	1880.50	2241.50	9.6	+	+
4	15.8	1552.00	1909.50	9.8	1709.00	2051.00
$4\frac{1}{2}$	18.5	+	+	-	-	-
5	20.0	3161.00	3808.00	15.0	2441.50	2930.50
6	28.0	4053.00	4920.00	22.3	3012.00	3668.50
8	48.0	5338.50	6604.50	36.0	4335.00	5326.00
10	121.5	8756.00	10830.50	69.9	7196.50	8815.00
12	110.0	12634.50	15737.50	80.0	7948.00	10051.00

NOTE: Items listed in shaded areas are non-cancellable and non-returnable.

+ Quoted on application. Contact Victaulic for pricing and availability.

AGS Cross and Wye

Refer to publication 20.05



No. W35



No. W33

AGS CROSS AND WYE – STEEL CROSS OR STEEL 90 TRUE WYE

Nom. Size	Steel Cross (sw) No. W35			Steel 90 True Wye (sw) No. W33		
	Approx. Wgt. Ea. lb	Price Each		Approx. Wgt. Ea. lb	Price Each	
		Painted	Galv.		Painted	Galv.
inches						
14	168.0	\$6045.50	\$8271.50	114.0	\$4178.00	\$5214.50
16	216.0	8715.00	10060.50	144.0	5807.50	6933.00
18	278.0	10630.00	12283.50	185.0	6769.50	8264.00
20	348.0	12686.50	18238.00	216.0	9058.00	11209.00
24	488.0	18429.00	25719.50	343.0	16150.00	17018.50

NOTE: Items listed in shaded areas are non-cancellable and non-returnable.

NOTE: AGS products must **NOT** be used on pipe that has been grooved using Original Groove System (OGS) roll sets.

NOTE: For original roll grooved 14 – 24" fittings please contact your local Victaulic sales representative.

Grooved IPS Pipe Fittings

Adapter Nipples ‡

Same prices apply for:

- No. 40
Grooved x Threaded
- No. 42
Grooved x Beveled
- No. 43
Grooved x Grooved

Refer to publication 07.01



No. 40



No. 42



No. 43



ADAPTER NIPPLES – GROOVED X THREADED, GROOVED X BEVELED, OR GROOVED X GROOVED

Nom. Size inches	Price Per Length – inches					
	3	4	6	8	10	12
¾	+	\$120.00	+	+	+	+
1	\$120.00	120.00	\$186.50	+	+	+
1¼	120.00	120.00	186.50	+	+	+
1½	120.00	120.00	186.50	\$214.00	\$246.00	\$280.50
2	120.00	120.00	186.50	214.00	246.00	280.50
2½	138.00	138.00	247.00	247.00	288.50	327.50
3	166.50	166.50	267.00	318.00	372.00	422.50
4	269.00	269.00*	269.00	438.00	516.00	592.50
5	549.00*	549.00*	549.00	762.50	939.50	1080.00
6	702.00	702.00*	702.00*	906.00	1052.50	1194.50
8	785.50*	785.50*	785.50*	1043.50	1432.00	1605.50
10	1014.00*	1014.00*	1021.50*	1099.00	1691.50	2012.00
12	1376.00*	1376.00*	1298.50*	1376.00	2141.00	2548.50

Unless otherwise specified, Adapter Nipples for nominal pipe sizes 6" and smaller are made from Schedule 40 pipe; for nominal sizes 8" and larger, from Schedule 30 pipe.

NOTE: For Pump Package Nipples with 1 ½" hole cut to receive Style 923 Strapless Outlet or Style 924 Thermometer Outlet add \$261.00 to No. 40, 42 or 43 Nipple prices and request No. 40-H, 42-H or 43-H on order. No. 40-H, 42-H and 43-H are non-cancellable and non-returnable.

* These sizes available only in No. 42 grooved x beveled and No. 43 grooved x grooved.

NOTE: Items listed in shaded areas are special order, non-cancellable and non-returnable items.

Special lengths not shown, heavier wall thickness, electroplated and galvanized nipples are priced on application.

GALVANIZED AND EXTRA HEAVY ARE NON-CANCELLABLE AND NON-RETURNABLE ITEMS.

‡ Contact Victaulic for pricing on seamless adapter nipples.


+ Quoted on application. Contact Victaulic for pricing and availability.

AGS Adapter Nipples

Same prices apply for:

- No. W42
AGS Grooved x Beveled
- No. W43
AGS Grooved x AGS Grooved
- No. W49
AGS Grooved x Original Grooved


Refer to publication 20.05



No. W42



No. W43



No. W49

AGS ADAPTER NIPPLES – NO. W42 AGS GROOVED X BEVELED, NO. W43 AGS GROOVED X AGS GROOVED, OR NO. W49 AGS GROOVED X ORIGINAL GROOVED

Nom. Size inches	Length inches *	Approx. Wgt. Ea. lb	Price Each
14	8	36.0	\$1081.50
16	8	42.0	1233.50
18	8	47.0	1683.00
20	8	52.0	1893.50
24	8	63.0	2105.50
26	12	104.0	+
28	12	112.0	+
30	12	120.0	+
32	12	128.0	+
36	12	190.0	+
40	12	211.0	+
42	12	222.0	+
46	12	243.0	+
48	12	254.0	+

NOTE: Items listed in shaded areas are special order, non-cancellable and non-returnable items.

+ Quoted on application. Contact Victaulic for pricing and availability.

Please specify nipple style number when ordering.

Unless otherwise specified, Adapter Nipples are constructed using standard wall pipe.

* Other lengths available. Contact Victaulic for details.

NOTE: For original roll grooved 14 – 24" adapters please contact your local Victaulic sales representative.

Grooved IPS Pipe Fittings

Female Threaded Adapter

Refer to publication 07.01



No. 80



FEMALE THREADED ADAPTER

Nom. Size inches	Approx. Wgt. Each lb	No. 80 Price Each	
		Painted	Galv.
3/4	1.0	\$985.00	\$1089.50
1	1.0	1054.50	1131.50
1 1/4	1.5 (sw)	560.00	626.00
1 1/2	1.5 (sw)	723.00	771.00
2	1.4	345.50	404.00
2 1/2	1.5	345.50	404.00
3	2.9	399.00	487.00
4	4.5	606.50	761.50

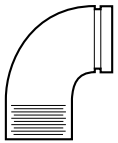
NOTE: Items listed in shaded areas are non-cancellable and non-returnable.

Available with British Standard Pipe Threads (BSPT). Contact Victaulic for details.

(sw) Victaulic fittings are made of ductile iron, except those marked (sw) segmentally welded steel.

Adapter Elbows

Refer to publication 07.01



No. 18



No. 19



ADAPTER ELBOWS – 90° ADAPTER ELBOW OR 45° ADAPTER ELBOW

Nom. Size inches	90° Adapter Elbow No. 18			45° Adapter Elbow No. 19		
	Approx. Wgt. Ea. lb	Price Each		Approx. Wgt. Ea. lb	Price Each	
		Painted	Galv.		Painted	Galv.
3/4	0.5	\$494.00	\$524.50	0.5	\$503.00	\$533.00
1	0.5	333.00	410.00	0.6	-	-
1 1/4	0.9	372.00	410.00	0.6	-	-
1 1/2	1.1	472.50	547.50	0.9	544.50	579.50
2	2.5	333.00	410.00	1.9	-	-
2 1/2	3.0	573.50	626.00	2.3	560.00	577.00
3	5.8	533.00	650.50	5.0	950.50	1020.00
6	17.6	1635.00	2065.50	12.7	1987.50	2209.00

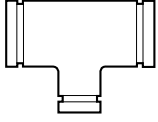
NOTE: Items listed in shaded areas are non-cancellable and non-returnable.

Available with British Standard Pipe Threads (BSPT). Contact Victaulic for details.

Grooved IPS Pipe Fittings

Reducing Tee

Refer to publication 07.01



No. 25



REDUCING TEE

Size				Reducing Tee No. 25			
inches				Approx. Wgt. Each lb	Price Each		
Run x Branch					Painted	Galv.	
1	x	1	x $\frac{3}{4}$ (sw)	1.0	\$505.50	\$594.00	
1 $\frac{1}{4}$	x	1 $\frac{1}{4}$	x 1 (sw)	1.3	523.50	594.00	
1 $\frac{1}{2}$	x	1 $\frac{1}{2}$	x $\frac{3}{4}$ (sw)	1.5	529.00	727.00	
			x 1 (sw)	1.5	727.00	748.00	
			x 1 $\frac{1}{4}$ (sw)	1.7	551.00	610.50	
2	x	2	x $\frac{3}{4}$	2.5	686.00	806.50	
			x 1	2.7	626.00	732.00	
			x 1 $\frac{1}{4}$ (sw)	1.8	780.50	819.00	
			x 1 $\frac{1}{2}$	3.0	626.00	744.00	
2 $\frac{1}{2}$	x	2 $\frac{1}{2}$	x $\frac{3}{4}$ (sw)	3.9	842.00	913.50	
			x 1	3.8	626.00	732.00	
			x 1 $\frac{1}{4}$	4.2	941.00	1107.50	
			x 1 $\frac{1}{2}$	3.9	626.00	744.00	
			x 2	4.5	626.00	744.00	
3	x	3	x $\frac{3}{4}$ (sw)	5.7	969.50	1011.00	
			x 1	6.1	552.50	704.00	
			x 1 $\frac{1}{4}$	8.0	774.00	1022.00	
			x 1 $\frac{1}{2}$	6.5	552.50	711.50	
			x 2	6.2	552.50	711.50	
			x 2 $\frac{1}{2}$	6.6	552.50	711.50	
4	x	4	x $\frac{3}{4}$ (sw)	8.0	1240.00	1322.50	
			x 1	7.8	744.00	926.50	
			x 1 $\frac{1}{4}$ (sw)	9.6	1455.50	1696.00	
			x 1 $\frac{1}{2}$	10.2	744.00	926.50	
			x 2	11.2	744.00	972.50	
			x 2 $\frac{1}{2}$	11.4	744.00	972.50	
			x 3	11.6	744.00	972.50	
5	x	5	x 1 (sw)	14.0	1632.00	2006.00	
			x 1 $\frac{1}{2}$ (sw)	14.3	2070.50	2241.50	
			x 2 (sw)	14.5	1794.00	2215.00	
			x 2 $\frac{1}{2}$	15.2	1462.50	1840.00	
			x 3	16.6	1462.50	1840.00	
			x 4	16.7	1582.50	1999.00	
6	x	6	x 1 (sw)	23.0	1966.50	2409.50	
			x 1 $\frac{1}{2}$ (sw)	24.0	2031.00	2780.00	
			x 2	21.6	1741.50	2286.00	
			x 2 $\frac{1}{2}$	21.4	1741.50	2286.00	
			x 3	26.5	1741.50	2286.00	
			x 4	25.0	1741.50	2286.00	
			x 5	23.2	1741.50	2299.50	
8	x	8	x 1 $\frac{1}{2}$ (sw)	33.0	2508.00	3050.50	
			x 2 (sw)	33.5	2508.00	3165.00	
			x 2 $\frac{1}{2}$ (sw)	39.0	2508.00	3165.00	
			x 3	33.6	2701.50	3226.00	

NOTE: Items listed in shaded areas are non-cancellable and non-returnable.

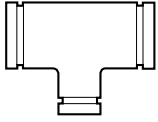
Available with British Standard Pipe Threads (BSPT). Contact Victaulic for details.

(sw) Victaulic fittings are made of ductile iron, except those marked (sw) segmentally welded steel.

Grooved IPS Pipe Fittings

Reducing Tee

Refer to publication 07.01



No. 25



REDUCING TEE

Size				Reducing Tee No. 25			
inches				Approx. Wgt. Each lb	Price Each		
Run x Branch					Painted	Galv.	
8	x	8	x	4	41.8	\$3621.50	\$4678.50
				5 (sw)	34.0	3621.50	4711.50
				6	42.3	3621.50	4730.50
10	x	10	x	1½ (sw)	62.0	3629.00	4754.00
				2 (sw)	62.0	3687.50	4754.00
				2½ (sw)	62.4	3745.00	4754.00
				3 (sw)	60.0	3803.50	4792.50
				4	61.0	3862.50	4827.00
				5 (sw)	52.0	3919.50	4899.50
				6	59.0	3978.00	4971.50
				8	64.7	4034.00	5043.50
12	x	12	x	1 (sw)	77.0	4041.50	5060.50
				2 (sw)	80.0	4080.50	5076.00
				2½ (sw)	78.0	4123.00	5090.50
				3 (sw)	82.0	4164.00	5107.50
				4 (sw)	80.0	4207.50	5122.50
				5 (sw)	75.0	4247.50	+
				6 (sw)	75.0	4290.00	5154.50
				8	80.0	4787.00	5750.50
			10 (sw)	84.0	5054.50	6107.50	

NOTE: Items listed in shaded areas are non-cancellable and non-returnable.

Available with British Standard Pipe Threads (BSPT). Contact Victaulic for details.

(sw) Victaulic fittings are made of ductile iron, except those marked (sw) segmentally welded steel.

+ Quoted on application. Contact Victaulic for pricing and availability.

Grooved IPS Pipe Fittings

Carbon Steel Reducing Tee

SA352 Grade LCC

Refer to publication 50.01



No. L25

NO. L25 CARBON STEEL REDUCING TEE

Size				Reducing Tee No. L25			
inches				Approx. Wgt. Each lb	Price Each		
Run x Branch					Painted	Galv.	
2	x	2	x 1½ †	3.1	\$606.50	\$698.50	
3	x	3	x 1½ †	7.9	654.50	783.00	
				8.1	687.50	820.50	
4	x	4	x 1½ †	12.9	1220.50	1451.00	
				13.0	1238.00	1472.00	
				16.9	1459.00	1743.50	
				14.3	1350.50	1606.50	
6	x	6	x 2 †	33.6	3457.50	3976.50	
				35.5	3492.00	4014.50	
				34.5	3636.00	4181.50	
8	x	8	x 2 †	60.9	4846.50	5574.50	
				66.0	4846.50	5574.50	
				66.0	4999.50	5748.00	
				60.5	5324.00	6123.50	
10	x	10	x 6	96.7	7727.00	8926.50	
				100.3	7727.00	8926.50	
12	x	12	x 2 †	-	+	+	
				172.0	+	+	
				182.0	+	+	

NOTE: Items listed in shaded areas are non-cancellable and non-returnable.

+ Quoted on application. Contact Victaulic for pricing and availability.

Carbon steel wall thickness is standard weight unless otherwise noted.

Fittings are cast unless otherwise noted.

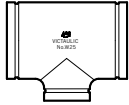
† Schedule 80 wall thickness. For other wall thickness options, contact Victaulic.

* ASTM A420 WPL6 wrought fitting with A333 Grade 6 tangents. Contact Victaulic for cast options.

Grooved IPS Pipe Fittings

AGS® AGS Reducing Tee AGS REDUCING TEE *

Refer to publication 20.05



No. W25

Size				AGS Reducing Tee No. W25 (sw)			
inches				Approx. Wgt. Each lb	Price Each		
Run x Branch					Painted	Galv.	
14	x	14	x	6	142.0	\$4210.00	\$5051.50
				8	143.0	4312.50	5174.50
				10	144.0	4561.50	5473.00
				12	147.0	4881.50	5856.00
16	x	16	x	6	176.0	3614.00	4670.00
				8	185.0	3808.00	4826.00
				10	195.0	4114.00	5211.00
				12	204.0	4195.50	5330.50
				14	210.0	4912.50	6109.00
18	x	18	x	8	231.0	4851.50	6416.50
				10	244.0	5033.50	6483.00
				12	254.0	5033.50	6546.50
				14	262.0	5825.00	7489.00
				16	269.0	6357.50	8029.00
20	x	20	x	8	282.0	6349.50	8431.00
				10	295.0	6434.50	8528.50
				12	308.0	7198.50	9191.50
				14	316.0	7752.50	9870.00
				16	329.0	8317.00	10542.00
				18	342.0	9146.00	11562.00
24	x	24	x	8	381.0	9634.00	13958.50
				10	394.0	10109.00	12704.50
				12	409.0	10393.00	14622.00
				14	419.0	11595.00	15892.50
				16	433.0	11853.50	16250.50
				18	453.0	12072.50	16584.50
				20	473.0	13107.00	19216.50
				24	536.0	+	+
26	x	26	x	14	536.0	+	+
				16	545.0	+	+
				18	562.0	+	+
				20	582.0	+	+
				22	600.0	+	+
				24	617.0	+	+
				28	605.0	+	+
28	x	28	x	14	605.0	+	+
				16	624.0	+	+
				18	644.0	+	+
				20	665.0	+	+
				22	685.0	+	+
				24	705.0	+	+
				26	717.0	+	+
30	x	30	x	14	689.0	+	+
				16	707.0	+	+
				18	728.0	+	+
				20	750.0	+	+
				22	774.0	+	+
				24	796.0	+	+
				26	820.0	+	+
				28	838.0	+	+

NOTE: Items listed in shaded areas are non-cancellable and non-returnable.

+ Quoted on application. Contact Victaulic for pricing and availability.

NOTE: AGS products must **NOT** be used on pipe that has been grooved using Original Groove System (OGS) roll sets.

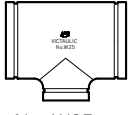
NOTE: For original roll grooved 14 – 24" fittings please contact your local Victaulic sales representative.

* Victaulic fittings listed are made of segmentally welded steel.

Grooved IPS Pipe Fittings

AGS[®] AGS Reducing Tee AGS REDUCING TEE *

Refer to publication 20.05



No. W25

Size				AGS Reducing Tee No. W25 (sw)			
inches				Approx. Wgt. Each lb	Price Each		
Run x Branch					Painted	Galv.	
32	x	32	x	16	1183.0	+	+
				18	1209.0	+	+
				20	1239.0	+	+
				22	1272.0	+	+
				24	1303.0	+	+
				26	1334.0	+	+
				28	1358.0	+	+
				30	1385.0	+	+
36	x	36	x	18	1360.0	+	+
				20	1369.0	+	+
				22	1371.0	+	+
				24	1418.0	+	+
				26	1442.0	+	+
				28	1477.0	+	+
				30	1510.0	+	+
				32	1543.0	+	+
38	x	38	x	18	1262.0	+	+
				20	1278.0	+	+
				22	1292.0	+	+
				24	1314.0	+	+
				26	1340.0	+	+
				28	1367.0	+	+
				30	1393.0	+	+
				32	1420.0	+	+
40	x	40	x	20	1475.0	+	+
				22	1505.0	+	+
				24	1543.0	+	+
				26	1594.0	+	+
				28	1631.0	+	+
				30	1682.0	+	+
				32	1768.0	+	+
				36	1852.0	+	+
42	x	42	x	20	1875.0	+	+
				22	1940.0	+	+
				24	2017.0	+	+
				26	2105.0	+	+
				28	2105.0	+	+
				30	2202.0	+	+
				32	2202.0	+	+
				36	2304.0	+	+
				38	1375.0	+	+
				40	1761.0	+	+

NOTE: Items listed in shaded areas are non-cancellable and non-returnable.

+ Quoted on application. Contact Victaulic for pricing and availability.

NOTE: AGS products must **NOT** be used on pipe that has been grooved using Original Groove System (OGS) roll sets.

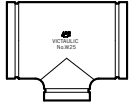
NOTE: For original roll grooved 14 – 24" fittings please contact your local Victaulic sales representative.

* Victaulic fittings listed are made of segmentally welded steel.

Grooved IPS Pipe Fittings

AGS[®] AGS Reducing Tee AGS REDUCING TEE *

Refer to publication 20.05



No. W25

Size				AGS Reducing Tee No. W25 (sw)							
inches				Approx. Wgt. Each lb	Price Each						
Run x Branch					Painted	Galv.					
46	x	46	x	22	1843.0	+	+				
				24	1865.0	+	+				
				26	1880.0	+	+				
				28	1900.0	+	+				
				30	1927.0	+	+				
				32	1953.0	+	+				
				36	2006.0	+	+				
				38	2033.0	+	+				
				40	2059.0	+	+				
				42	2086.0	+	+				
				48	x	48	x	24	2503.0	+	+
								26	2525.0	+	+
28	2540.0	+	+								
30	2579.0	+	+								
32	2579.0	+	+								
36	2652.0	+	+								
38	2729.0	+	+								
40	2804.0	+	+								
42	2804.0	+	+								
46	2881.0	+	+								
54	x	54	x	26	2805.0	+	+				
				28	2805.0	+	+				
				30	2821.0	+	+				
				32	2835.0	+	+				
				36	2853.0	+	+				
				38	2879.0	+	+				
				40	2906.0	+	+				
				42	2932.0	+	+				
				46	2985.0	+	+				
				48	3012.0	+	+				
56	x	56	x	28	3059.0	+	+				
				30	3075.0	+	+				
				32	3087.0	+	+				
				36	3111.0	+	+				
				38	3137.0	+	+				
				40	3164.0	+	+				
				42	3190.0	+	+				
				46	3243.0	+	+				
				48	3269.0	+	+				
				54	3349.0	+	+				

NOTE: Items listed in shaded areas are non-cancellable and non-returnable.

+ Quoted on application. Contact Victaulic for pricing and availability.

NOTE: AGS products must **NOT** be used on pipe that has been grooved using Original Groove System (OGS) roll sets.

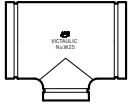
NOTE: For original roll grooved 14 – 24" fittings please contact your local Victaulic sales representative.

* Victaulic fittings listed are made of segmentally welded steel.

Grooved IPS Pipe Fittings

AGS™ AGS Reducing Tee AGS REDUCING TEE *

Refer to publication 20.05



No. W25

Size				AGS Reducing Tee No. W25 (sw)			
inches				Approx. Wgt. Each lb	Price Each		
Run x Branch					Painted	Galv.	
60	x	60	x	30	3269.0	+	+
				32	3380.0	+	+
				36	3345.0	+	+
				38	3386.0	+	+
				40	3420.0	+	+
				42	3459.0	+	+
				46	3512.0	+	+
				48	3538.0	+	+
				54	3618.0	+	+
				56	3644.0	+	+

NOTE: Items listed in shaded areas are non-cancellable and non-returnable.

+ Quoted on application. Contact Victaulic for pricing and availability.

NOTE: AGS products must **NOT** be used on pipe that has been grooved using Original Groove System (OGS) roll sets.

NOTE: For original roll grooved 14 – 24" fittings please contact your local Victaulic sales representative.

* Victaulic fittings listed are made of segmentally welded steel.

AGS™ AGS Carbon Steel Reducing Tee

SA352 Grade LCC

Refer to publication 51.01



No. LW25

NO. LW25 AGS CARBON STEEL REDUCING TEE

Size				Reducing Tee No. LW25			
inches				Approx. Wgt. Each lb	Price Each		
Run x Branch					Painted	Galv.	
14	x	14	x	4	210.0	+	+
				8	205.0	+	+
				10	200.0	+	+
16	x	16	x	4	234.0	+	+
				6	238.0	+	+
				8	248.0	+	+
				10	262.0	+	+

NOTE: Items listed in shaded areas are non-cancellable and non-returnable.

+ Quoted on application. Contact Victaulic for pricing and availability.

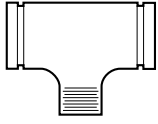
Carbon steel wall thickness is standard weight unless otherwise noted.

Fittings are cast unless otherwise noted.

Grooved IPS Pipe Fittings

Reducing Tee with Threaded Branch

Refer to publication 07.01



No. 29T



REDUCING TEE WITH THREADED BRANCH

Size				Reducing Tee No. 29T with Threaded Branch			
inches				Approx. Wgt. Each lb	Price Each		
Run x Branch					Painted	Galv.	
1	x	1	x	$\frac{3}{4}$	1.0 (sw)	+	+
1 $\frac{1}{4}$	x	1 $\frac{1}{4}$	x	1	1.3 (sw)	+	+
1 $\frac{1}{2}$	x	1 $\frac{1}{2}$	x	$\frac{3}{4}$	1.5 (sw)	+	+
				1	1.5 (sw)	+	+
				1 $\frac{1}{4}$	1.7 (sw)	+	+
2	x	2	x	$\frac{3}{4}$	2.5	\$724.00	\$851.00
				1	2.7	661.50	774.00
				1 $\frac{1}{4}$	2.9 (sw)	1108.00	1185.00
				1 $\frac{1}{2}$	3.0	661.50	784.50
2 $\frac{1}{2}$	x	2 $\frac{1}{2}$	x	$\frac{3}{4}$	3.5 (sw)	1294.00	1334.50
				1	3.8	661.50	774.00
				1 $\frac{1}{4}$	3.8	1437.00	1476.50
				1 $\frac{1}{2}$	3.9	661.50	784.50
				2	4.5	661.50	791.50
3	x	3	x	$\frac{3}{4}$	5.9 (sw)	1207.50	1281.50
				1	6.1	661.50	826.00
				1 $\frac{1}{4}$	6.3	1621.50	1724.00
				1 $\frac{1}{2}$	6.5	661.50	829.00
				2	6.2	661.50	829.00
				2 $\frac{1}{2}$	6.4	1584.00	1713.50
4	x	4	x	$\frac{3}{4}$	7.2 (sw)	1748.50	2154.50
				1	7.8	826.00	1014.00
				1 $\frac{1}{4}$	8.5 (sw)	1689.50	1819.50
				1 $\frac{1}{2}$	9.2	826.00	1031.50
				2	11.2	826.00	1031.50
				2 $\frac{1}{2}$	11.4	826.00	1061.50
				3	11.6	826.00	1065.50
5	x	5	x	2	14.5 (sw)	1757.50	1915.50
				2 $\frac{1}{2}$	15.2	1580.00	2000.50
				3	16.6 (sw)	1462.50	1840.00
				4	16.7 (sw)	1580.00	2154.50
6	x	6	x	1	23.0 (sw)	2395.00	2783.50
				1 $\frac{1}{2}$	25.0 (sw)	2120.00	2666.50
				2	21.6	2050.50	2552.00
				2 $\frac{1}{2}$	21.4	2050.50	2552.00
				3	26.5	2050.50	2552.00
				4	25.0 (sw)	2589.50	2783.50
				5	23.2 (sw)	2050.50	2552.00
8	x	8	x	2	33.5 (sw)	2508.00	3457.50
				3	33.6 (sw)	3457.50	4481.50
				4	41.8 (sw)	3621.50	4678.50
				5	34.0 (sw)	3621.50	4707.00
				6	42.3 (sw)	4007.00	5501.00

NOTE: Items listed in shaded areas are non-cancellable and non-returnable.

+ Quoted on application. Contact Victaulic for pricing and availability.

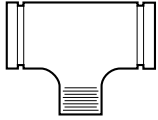
Available with British Standard Pipe Threads (BSPT). Contact Victaulic for details.

(sw) Victaulic fittings are made of ductile iron, except those marked (sw) segmentally welded steel.

Grooved IPS Pipe Fittings

Reducing Tee with Threaded Branch

Refer to publication 07.01



No. 29T



REDUCING TEE WITH THREADED BRANCH

Size				Reducing Tee No. 29T with Threaded Branch (sw)			
inches				Approx. Wgt. Each lb	Price Each		
Run x Branch					Painted	Galv.	
10	x	10	x	2	62.0	\$4199.00	\$6132.00
				3	60.0	4199.00	5208.00
				4	61.0	4393.00	5612.50
				5	52.0	3862.50	5729.50
				6	59.0	4489.00	5804.50
				8	64.7	6051.50	6764.50
12	x	12	x	3	80.0	5652.50	7298.00
				4	82.0	6057.00	7778.50
				5	75.0	6402.50	8315.00
				6	75.0	6480.50	8392.50
				8	80.0	6662.00	8588.00
				10	84.0	6972.50	8601.00

NOTE: Items listed in shaded areas are non-cancellable and non-returnable.

Available with British Standard Pipe Threads (BSPT). Contact Victaulic for details.

(sw) Victaulic fittings are made of ductile iron, except those marked (sw) segmentally welded steel.

Grooved IPS Pipe Fittings

Reducers

Refer to publication 07.01



No. 50



No. 51



REDUCERS – CONCENTRIC OR ECCENTRIC

Size		Concentric Reducer No. 50			Eccentric Reducer No. 51		
		Approx. Wgt. Ea. lb	Price Each		Approx. Wgt. Ea. lb	Price Each	
inches	Painted		Galv.	Painted		Galv.	
1¼	x ¾	1.9	\$857.50	\$941.00	3.2	+	+
	1	1.9	898.50	987.50	3.2	+	+
1½	x ¾	1.4	1010.00	1090.00	4.5	+	+
	1	0.8	227.00	267.00	4.5 (sw)	\$875.50	\$1108.00
	1¼	1.0	227.00	267.00	4.5	925.50	1157.00
2	x ¾	0.9	227.00	267.00	2.0 (sw)	1043.50	1170.00
	1	0.7	227.00	267.00	2.3 (sw)	1043.50	1170.00
	1¼	1.2	247.00	290.00	4.6 (sw)	1139.50	+
	1½	1.0	227.00	267.00	1.1	237.00	279.50
2½	x ¾	1.3	1754.50	1893.00	3.3	2634.00	2966.50
	1	1.1	307.00	352.00	3.5	2452.50	2714.00
	1¼	3.3	227.00	267.00	1.4	253.00	291.00
	1½	3.6	227.00	267.00	3.7 (sw)	1138.00	1299.50
	2	3.9	227.00	267.00	4.3	467.50	633.50
3	x ¾	1.5	1764.00	1972.50	4.5	+	+
	1	1.3	247.00	301.00	4.8 (sw)	2630.00	2895.50
	1¼	1.4	393.00	452.00	4.8	2383.00	+
	1½	5.1	272.50	330.50	5.1 (sw)	1312.50	1532.50
	2	1.6	201.50	245.50	6.0	534.00	727.00
	2½	1.8	272.50	328.00	7.0	534.00	744.00
3½	x 3	2.0	289.50	348.50	7.0 (sw)	2889.50	+
4	x 1	3.0	299.00	365.50	6.5 (sw)	5321.00	+
	1¼	4.6	2254.50	2527.00	-	-	-
	1½	2.6 (sw)	410.00	541.50	8.1 (sw)	3221.00	3478.50
	2	2.4	267.00	325.50	3.3	649.50	904.50
	2½	2.7	328.00	397.50	3.4	649.50	904.50
	3	3.2	328.00	397.50	3.5	649.50	904.50
	3½	2.9	328.00	397.50	8.0 (sw)	4504.50	+
5	x 2	9.0 (sw)	3168.50	3500.50	5.2 (sw)	3553.00	+
	2½	4.3	661.50	804.50	10.8 (sw)	3026.00	+
	3	5.0	378.50	467.50	11.1 (sw)	2926.50	3261.00
	4	4.3	450.50	561.00	12.0	879.00	1240.00
6	x 1	5.0	\$594.00	\$739.50	14.5 (sw)	\$5509.50	\$5984.50
	1½	5.5	4321.50	3704.00	+	5342.00	+
	2	6.6	594.00	739.50	14.5 (sw)	5030.00	5474.50
	2½	6.4	661.50	810.50	14.2 (sw)	5984.50	6514.00
	3	6.4	594.00	739.50	15.0	1166.00	1635.00
	4	6.5	522.00	672.00	17.0	1023.00	1499.00
8	x 3	9.3	1054.50	1312.50	22.0 (sw)	5837.50	6357.00
	4	10.4	1054.50	1319.50	23.0 (sw)	5107.00	5824.00
	5	11.6	1054.50	1326.50	23.0 (sw)	5107.00	5824.00
	6	11.9	1336.50	1673.50	24.0	2059.50	2799.50

NOTE: Items listed in shaded areas are non-cancellable and non-returnable.

+ Quoted on application. Contact Victaulic for pricing and availability.

(sw) Victaulic fittings are made of ductile iron, except those marked (sw) segmentally welded steel.

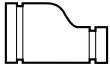
Grooved IPS Pipe Fittings

Reducers

Refer to publication 07.01



No. 50



No. 51



Size		Concentric Reducer No. 50			Eccentric Reducer No. 51		
inches		Approx. Wgt. Ea. lb	Price Each		Approx. Wgt. Ea. lb	Price Each	
			Painted	Galv.		Painted	Galv.
10	x 4	19.7	\$2393.50	\$2948.50	32.0 (sw)	\$9012.00	\$10805.50
	x 5	33.0	5263.50	6005.00	34.6	8487.00	9987.00
	x 6	20.0	2620.50	3264.50	36.9 (sw)	6402.50	7589.00
	x 8	22.0	2620.50	3319.00	21.6	5422.50	6739.50
12	x 4	44.0 (sw)	11448.00	13623.50	48.0 (sw)	9463.50	11132.00
	x 6	24.6	3123.00	3857.00	50.0 (sw)	8550.50	10297.50
	x 8	52.0	4680.50	5526.00	53.5 (sw)	8335.00	9970.50
	x 10	39.0	4680.50	5793.00	57.0 (sw)	7462.00	8848.50

NOTE: Items listed in shaded areas are non-cancellable and non-returnable.

(sw) Victaulic fittings are made of ductile iron, except those marked (sw) segmentally welded steel.

Carbon Steel Reducers

SA352 Grade LCC

Refer to publication 50.01



No. L50



No. L51

CARBON STEEL REDUCERS – CONCENTRIC OR ECCENTRIC

Size		Concentric Reducer No. L50			Eccentric Reducer No. L51		
inches		Approx. Wgt. Ea. lb	Price Each		Approx. Wgt. Ea. lb	Price Each	
			Painted	Galv.		Painted	Galv.
2	x 1½ †	1.3	\$221.50	\$255.00	1.0	\$228.00	\$263.00
3	x 1½ †	2.2	221.50	255.00	2.2	516.50	594.00
	x 2 †	2.2	221.50	255.00	2.9	516.50	594.00
4	x 1½ †	3.9	416.50	480.00	4.2	682.50	785.00
	x 2 †	3.5	416.50	480.00	3.4	682.50	785.00
	x 2½ †	4.6	416.50	480.00	–	–	–
	x 3 †	4.4	416.50	480.00	4.1	682.50	785.00
6	x 2 †	7.8	774.00	891.00	8.8	1165.00	1340.00
	x 3 †	9.9	909.50	1046.50	9.1	1165.00	1340.00
	x 4	7.3	986.00	1134.50	10.3	1165.00	1340.00
8	x 4	15.7	1319.00	1515.50	11.7	1454.00	1672.50
	x 6	17.9	1464.00	1684.00	12.7	1454.00	1672.50
10	x 4	24.0	2424.00	2788.00	–	–	–
	x 6	26.9	2576.00	2962.00	19.1	2583.50	2971.50
	x 8	29.2	2576.00	2962.00	19.8	2583.50	2971.50
12	x 8	39.2	4468.50	5139.00	40.2	3327.50	5222.50
	x 10	43.5	4468.50	5139.00	31.7	4541.00	5222.50

NOTE: Items listed in shaded areas are non-cancellable and non-returnable.

Carbon steel wall thickness is standard weight unless otherwise noted.

Fittings are cast unless otherwise noted.

† Schedule 80 wall thickness. For other wall thickness options, contact Victaulic.

Grooved IPS Pipe Fittings

AGS AGS Reducers

Refer to publication 20.05



No. W50



No. W51

AGS REDUCERS – CONCENTRIC OR ECCENTRIC

Size		AGS Concentric Reducer No. W50			AGS Eccentric Reducer No. W51			
inches		Approx. Wgt. Ea. lb	Price Each		Approx. Wgt. Ea. lb	Price Each		
			Painted	Galv.		Painted	Galv.	
14	x	6	68.0	\$7691.50	\$8337.50	68.0	\$9940.00	+
		8	70.0	4361.00	6121.00	70.0	7528.00	+
		10*	72.0	3812.00	4253.00	72.0	6506.50	\$7530.00
		12*	74.0	4172.00	4704.50	74.0	6318.50	+
16	x	8	88.0	6244.50	6810.00	88.0	10978.50	+
		10	91.0	6001.50	+	91.0	10143.50	+
		12*	93.0	6082.00	6849.00	93.0	9427.50	10311.50
		14*	95.0	6082.00	6933.00	95.0	9228.00	+
18	x	10	112.0	8327.00	10776.00	112.0	13796.00	+
		12	115.0	8552.00	10034.00	115.0	12956.00	14077.00
		14*	118.0	6924.00	8723.00	118.0	11123.00	13452.00
		16*	121.0	6924.00	8723.00	121.0	11123.00	+
20	x	12	160.0	9318.00	+	160.0	11456.50	+
		14	164.0	9354.00	11313.50	164.0	13057.00	+
		16*	168.0	7529.50	9277.50	168.0	12608.00	15248.50
		18*	172.0	7248.50	12421.00	172.0	12608.00	15911.00
24	x	10	145.0	20014.50	+	-	+	+
		12	150.0	21850.00	27532.00	-	+	+
		14	161.0	16431.50	16431.50	148.0	+	+
		16	198.0	17878.50	17878.50	198.0	21151.50	+
		18*	200.0	17106.00	20649.00	200.0	19987.50	23564.00
		20*	204.0	13766.50	17326.00	204.0	20226.50	24978.00
26	x	14	167.0	+	+	159.0	+	+
		16	173.0	+	+	167.0	+	+
		18	179.0	+	+	175.0	+	+
		20	185.0	+	+	183.0	+	+
		22	192.0	+	+	191.0	+	+
		24	199.0	+	+	199.0	+	+
28	x	14	180.0	+	+	167.0	+	+
		16	185.0	+	+	175.0	+	+
		18	190.0	+	+	183.0	+	+
		20	196.0	+	+	191.0	+	+
		22	202.0	+	+	199.0	+	+
		24	208.0	+	+	207.0	+	+
26	216.0	+	+	215.0	+	+		

NOTE: Items listed in shaded areas are non-cancellable and non-returnable.

+ Quoted on application. Contact Victaulic for pricing and availability.

NOTE: AGS products must **NOT** be used on pipe that has been grooved using Original Groove System (OGS) roll sets.

* Single and double reduction concentric and eccentric reducers 14 - 24" are cast ductile iron and supplied with AGS roll grooves, all others made of segmentally welded steel supplied with AGS roll grooves. Steel reducers with the same E to E dimensions may be substituted to meet delivery requirements.

Grooved IPS Pipe Fittings

AGS AGS Reducers

Refer to publication 20.05



No. W50



No. W51

AGS REDUCERS – CONCENTRIC OR ECCENTRIC

Size		AGS Concentric Reducer No. W50			AGS Eccentric Reducer No. W51			
inches		Approx. Wgt. Ea. lb	Price Each		Approx. Wgt. Ea. lb	Price Each		
			Painted	Galv.		Painted	Galv.	
30	x	14	192.0	+	+	175.0	+	+
		16	197.0	+	+	183.0	+	+
		18	202.0	+	+	191.0	+	+
		20	207.0	+	+	199.0	+	+
		22	213.0	+	+	207.0	+	+
		24	218.0	+	+	215.0	+	+
		26	225.0	+	+	223.0	+	+
		28	232.0	+	+	232.0	+	+
32	x	16	210.0	+	+	191.0	+	+
		18	214.0	+	+	199.0	+	+
		20	219.0	+	+	207.0	+	+
		22	224.0	+	+	215.0	+	+
		24	229.0	+	+	223.0	+	+
		26	235.0	+	+	232.0	+	+
		28	241.0	+	+	240.0	+	+
		30	248.0	+	+	248.0	+	+
36	x	18	320.0	+	+	282.0	+	+
		20	325.0	+	+	292.0	+	+
		22	330.0	+	+	303.0	+	+
		24	336.0	+	+	314.0	+	+
		26	342.0	+	+	324.0	+	+
		28	348.0	+	+	335.0	+	+
		30	355.0	+	+	346.0	+	+
		32	363.0	+	+	356.0	+	+
40	x	20	365.0	+	+	316.0	+	+
		22	369.0	+	+	326.0	+	+
		24	373.0	+	+	337.0	+	+
		26	377.0	+	+	346.0	+	+
		28	382.0	+	+	357.0	+	+
		30	387.0	+	+	367.0	+	+
		32	393.0	+	+	378.0	+	+
		36	407.0	+	+	399.0	+	+
42	x	20	386.0	+	+	327.0	+	+
		22	390.0	+	+	337.0	+	+
		24	393.0	+	+	348.0	+	+
		26	397.0	+	+	359.0	+	+
		28	401.0	+	+	369.0	+	+
		30	405.0	+	+	378.0	+	+
		32	409.0	+	+	389.0	+	+
		36	421.0	+	+	410.0	+	+
		40	438.0	+	+	432.0	+	+

NOTE: Items listed in shaded areas are non-cancellable and non-returnable.

+ Quoted on application. Contact Victaulic for pricing and availability.

NOTE: AGS products must **NOT** be used on pipe that has been grooved using Original Groove System (OGS) roll sets.

* Single and double reduction concentric and eccentric reducers 14 - 24" are cast ductile iron and supplied with AGS roll grooves, all others made of segmentally welded steel supplied with AGS roll grooves. Steel reducers with the same E to E dimensions may be substituted to meet delivery requirements.

Grooved IPS Pipe Fittings

AGS AGS Reducers

Refer to publication 20.05



No. W50



No. W51

AGS REDUCERS – CONCENTRIC OR ECCENTRIC

Size		AGS Concentric Reducer No. W50			AGS Eccentric Reducer No. W51					
inches		Approx. Wgt. Ea. lb	Price Each		Approx. Wgt. Ea. lb	Price Each				
			Painted	Galv.		Painted	Galv.			
46	x	22	479.0	+	+	419.0	+	+		
		24	485.0	+	+	431.0	+	+		
		26	490.0	+	+	444.0	+	+		
		28	496.0	+	+	456.0	+	+		
		30	502.0	+	+	469.0	+	+		
		32	508.0	+	+	481.0	+	+		
		36	523.0	+	+	504.0	+	+		
		38	531.0	+	+	516.0	+	+		
		40	540.0	+	+	529.0	+	+		
		42	550.0	+	+	542.0	+	+		
		48	x	24	507.0	+	+	444.0	+	+
				26	513.0	+	+	456.0	+	+
28	518.0			+	+	467.0	+	+		
30	523.0			+	+	481.0	+	+		
32	529.0			+	+	494.0	+	+		
36	541.0			+	+	516.0	+	+		
38	548.0			+	+	529.0	+	+		
40	557.0			+	+	542.0	+	+		
42	565.0			+	+	554.0	+	+		
46	586.0			+	+	579.0	+	+		
54	x	28	1015.0	+	+	974.0	+	+		
		30	1035.0	+	+	998.0	+	+		
		32	1054.0	+	+	1022.0	+	+		
		36	1095.0	+	+	1070.0	+	+		
		38	1116.0	+	+	1095.0	+	+		
		40	1138.0	+	+	1119.0	+	+		
		42	1158.0	+	+	1143.0	+	+		
		46	1202.0	+	+	1191.0	+	+		
		48	1224.0	+	+	1215.0	+	+		
56	x	28	1081.0	+	+	1035.0	+	+		
		30	1101.0	+	+	1060.0	+	+		
		32	1122.0	+	+	1085.0	+	+		
		36	1164.0	+	+	1135.0	+	+		
		38	1185.0	+	+	1160.0	+	+		
		40	1207.0	+	+	1186.0	+	+		
		42	1228.0	+	+	1211.0	+	+		
		46	1273.0	+	+	1261.0	+	+		
		48	1296.0	+	+	1286.0	+	+		
		54	1368.0	+	+	1361.0	+	+		
60	x	30	1241.0	+	+	1190.0	+	+		
		32	1263.0	+	+	1217.0	+	+		
		36	1307.0	+	+	1270.0	+	+		
		38	1330.0	+	+	1297.0	+	+		
		40	1353.0	+	+	1324.0	+	+		
		42	1376.0	+	+	1351.0	+	+		
		46	1423.0	+	+	1404.0	+	+		
		48	1447.0	+	+	1431.0	+	+		
		54	1521.0	+	+	1512.0	+	+		
56	1547.0	+	+	1538.0	+	+				

+ Quoted on application. Contact Victaulic for pricing and availability.

NOTE: AGS products must **NOT** be used on pipe that has been grooved using Original Groove System (OGS) roll sets.

* Single and double reduction concentric and eccentric reducers 14 - 24" are cast ductile iron and supplied with AGS roll grooves, all others made of segmentally welded steel supplied with AGS roll grooves. Steel reducers with the same E to E dimensions may be substituted to meet delivery requirements.

Grooved IPS Pipe Fittings

AGS[™] AGS Carbon Steel Reducers

SA352 Grade LCC
Refer to publication 51.01



No. LW50



No. LW51

AGS CARBON STEEL REDUCERS – CONCENTRIC OR ECCENTRIC

Size			Concentric Reducer No. LW50			Eccentric Reducer No. LW51		
inches			Approx. Wgt. Ea. lb	Price Each		Approx. Wgt. Ea. lb	Price Each	
				Painted	Galv.		Painted	Galv.
14	x	8	90.0	+	+	100.0	+	+
		10	96.0	+	+	-	-	-
		12	105.0	+	+	124.0	+	+
16	x	8	104.0	+	+	132.0	+	+
		10	108.0	+	+	138.0	+	+
		12	112.0	+	+	-	-	-

NOTE: Items listed in shaded areas are non-cancellable and non-returnable.

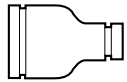
+ Quoted on application. Contact Victaulic for pricing and availability.

Carbon steel wall thickness is standard weight unless otherwise noted.

Fittings are cast unless otherwise noted.

Swaged Nipples

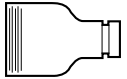
Refer to publication 07.01



No. 53 Grooved x Grooved



No. 54 Grooved x Threaded



No. 55 Threaded x Grooved



SWAGED NIPPLES

Nominal Size			Approx. Wgt. Ea. lb	Steel Swaged Nipples No. 53, 54, 55 Plated
inches				Price Each
2	x	1	2.0	\$828.50
		1¼	2.0	828.50
		1½	2.0	828.50
2½	x	1	3.0	1777.00
		1¼	3.0	1777.00
		1½	3.0	1777.00
		2	3.0	1579.50
		2½	4.6	1664.50
3	x	1	4.5	1980.00
		1¼	4.5	1980.00
		1½	4.5	1980.00
		2	4.5	1664.50
		2½	4.6	1664.50
3½	x	3	6.8	3797.50
4	x	1	7.5	2812.00
		1¼	7.5	2812.00
		1½	7.5	2157.50
		2	7.5	2157.50

Nominal Size			Approx. Wgt. Ea. lb	Steel Swaged Nipples No. 53, 54, 55 Plated
inches				Price Each
4	x	2½	7.5	\$2470.50
		3	7.5	2470.50
		3½	7.5	3179.00
		4	11.5	3495.50
5	x	2	11.5	3495.50
		3	11.5	3495.50
		4	11.5	3495.50
		6	17.0	6964.00
6	x	1	17.0	6964.00
		1¼	17.0	6964.00
		1½	17.2	6964.00
		2	17.4	5697.50
		2½	17.4	5697.50
		3	17.4	5697.50
8	x	4	17.5	3414.50
		5	17.5	3414.50
		6	20.0	6498.00

NOTE: Items listed in shaded areas are non-cancellable and non-returnable.

Grooved IPS Pipe Fittings

Reducer – Male Threaded Small End

Refer to publication 07.01



No. 52



REDUCER – MALE THREADED SMALL END

Nominal Size inches Inlet x Outlet	Approx. Wgt. Ea. lb	Price Each	
		Painted	Galv.
1½ x 1	0.8	\$237.00	\$289.50
	0.9	247.00	290.00
2 x ¾	0.9	237.00	289.50
	0.7	237.00	289.50
	1.2	237.00	289.50
	1.0	237.00	289.50
2½ x 1	1.1	317.50	364.00
	1.2	333.00	408.00
	1.3	348.50	408.00
	1.4	237.00	289.50
3 x ¾	1.5 (sw)	1661.50	1767.50
	1.3	256.00	308.00
	1.5	289.50	345.50
	1.5	289.50	345.50
	2.4	348.50	408.00
4 x 1	2.3	329.50	397.50
	2.7	763.00	996.50
	2.6	350.50	417.50
	2.6	351.50	429.50
	2.5	429.00	505.00
5 x 4	4.5	2404.50	2614.50
6 x 1	5.5	661.50	810.50
	5.7	661.50	810.50
	5.8	661.50	810.50
	5.8	661.50	810.50
	6.5 (sw)	3944.50	4368.50
5 x 2	2.0 (sw)	+	+

NOTE: Items listed in shaded areas are non-cancellable and non-returnable.

+ Quoted on application. Contact Victaulic for pricing and availability.

Available with British Standard Pipe Threads (BSPT). Contact Victaulic for details.

(sw) Victaulic fittings are made of ductile iron, except those marked (sw) segmentally welded steel.

Carbon Steel Reducer – Female Threaded

SA352 Grade LCC

Refer to publication 51.01



No. L52

CARBON STEEL REDUCER – FEMALE THREADED

Size inches Run x Branch	Approx. Wgt. Each lb	Reducer – Female Threaded No. L52 Price Each	
		Painted	Galv.
1½ x ¾ †	1.0	\$245.00	\$280.50
	1.0	245.00	280.50
2 x ¾ †	1.4	261.00	299.50
	1.3	261.00	299.50
	1.3	261.00	299.50

NOTE: Items listed in shaded areas are non-cancellable and non-returnable.

Carbon steel wall thickness is standard weight unless otherwise noted.

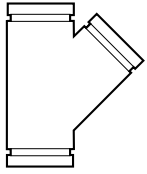
Fittings are cast unless otherwise noted.

† Schedule 80 wall thickness. For other wall thickness options, contact Victaulic.

Grooved IPS Pipe Fittings

Lateral

Refer to publication 07.01



No. 30



LATERAL

Nom. Size inches	Approx. Wgt. Ea. lb	45° Lateral No. 30	
		Price Each	
		Painted	Galv.
3/4	1.0 (sw)	+	+
1	1.7 (sw)	+	+
1 1/4	2.5	\$1139.00	\$904.50
1 1/2	3.5 (sw)	773.50	904.50
2	5.1	1139.00	1392.50
2 1/2	9.0 (sw)	1139.00	1392.50
3	11.7	1257.00	1582.50
3 1/2	17.8 (sw)	+	+
4	17.9	1931.00	2404.50
5	21.8 (sw)	2817.50	3536.50
6	43.6	4533.50	5443.00
8	72.0 (sw)	6521.50	7901.50
10	105.0 (sw)	8857.50	10275.00
12	165.0 (sw)	10707.00	13565.00

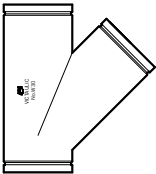
NOTE: Items listed in shaded areas are non-cancellable and non-returnable.

+ Quoted on application. Contact Victaulic for pricing and availability.

(sw) Victaulic fittings are made of ductile iron, except those marked (sw) segmentally welded steel.

AGS Lateral

Refer to publication 20.05



No. W30

AGS LATERAL

Nom. Size inches	Approx. Wgt. Ea. lb	AGS 45° Lateral No. W30 (sw)	
		Price Each	
		Painted	Galv.
14	276.0	\$6833.50	\$8767.50
16	344.2	8534.50	10962.00
18	429.0	9541.00	12401.00
20	500.0	14470.00	18334.50
24	715.0	22480.50	26196.00

NOTE: Items listed in shaded areas are non-cancellable and non-returnable.

NOTE: AGS products must **NOT** be used on pipe that has been grooved using Original Groove System (OGS) roll sets.

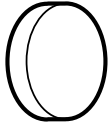
NOTE: For original roll grooved 14 – 24" fittings please contact your local Victaulic sales representative.

(sw) Victaulic fittings are made of ductile iron, except those marked (sw) segmentally welded steel.

Grooved IPS Pipe Fittings

Cap

Refer to publication 07.01



No. 60



CAP

Nom. Size inches	Approx. Wgt. Ea. lb	Cap No. 60 Price Each		Tapped Cap No. 60 Price Each
		Painted	Galv.	Painted
3/4	0.2	\$389.50	\$424.00	-
1	0.3	166.50	196.00	-
1 1/4	0.3	166.50	196.00	-
1 1/2	0.5	166.50	196.00	-
2	0.6	166.50	196.00	\$834.50
2 1/2	1.0	166.50	196.00	843.00
3	1.4	166.50	196.00	1046.50
3 1/2	2.5	178.00	232.00	-
4	2.5	178.00	232.00	1071.50
5	4.6	408.00	545.50	+
6	6.0	407.50	545.50	1179.50
8	13.1	773.50	1022.00	1408.00
10	21.0	1348.50	1688.00	+
12	35.6	2357.50	2948.50	+

NOTE: Items listed in shaded areas are non-cancellable and non-returnable.

NOTE: Caps are available with taps. Contact Victaulic for pricing and availability. All tapped caps are non-cancellable and non-returnable.

+ Quoted on application. Contact Victaulic for pricing and availability.

Carbon Steel Cap

SA352 Grade LCC

Refer to publication 51.01



No. L60

CARBON STEEL CAP

Nominal Size inches	Approx. Wgt. Ea. lb	Cap No. L60 Price Each	
		Painted	Galv.
1 1/2	0.5	\$186.50	\$214.00
2	0.8	186.50	214.00
3	1.8	186.50	214.00
4	3.7	299.50	359.50
6	8.3	295.00	842.00
8	15.8	1388.50	1658.50
10	28.0	+	+
12	41.6	3616.00	4319.00

NOTE: Items listed in shaded areas are non-cancellable and non-returnable.

+ Quoted on application. Contact Victaulic for pricing and availability.

Carbon steel wall thickness is standard weight unless otherwise noted.

Fittings are cast unless otherwise noted.

Grooved IPS Pipe Fittings

AGS™ AGS Cap

Refer to publication 20.05



No. W60

AGS CAP

Nom. Size	Approx. Wgt. Ea. lb	AGS Cap No. W60	
		Price Each	
inches		Painted	Galv.
14	33.2	\$2391.00	\$2737.00
16	41.2	2705.50	3230.00
18	54.6	3131.50	3699.50
20	67.5	3555.00	4246.50
24	96.0	4839.50	5597.00
26	144.0	+	+
28	166.0	+	+
30	187.0	+	+
32	209.0	+	+
36	253.0	+	+
40	391.0	+	+
42	420.0	+	+
46	532.0	+	+
48	613.0	+	+
54	785.0	+	+
56	875.0	+	+
60	977.0	+	+

NOTE: Items listed in shaded areas are non-cancellable and non-returnable.

NOTE: AGS products must **NOT** be used on pipe that has been grooved using Original Groove System (OGS) roll sets.

+ Quoted on application. Contact Victaulic for pricing and availability.

NOTE: For original roll grooved 14 – 24" fittings please contact your local Victaulic sales representative.

NOTE: Caps are available with taps. Contact Victaulic for pricing and availability. All tapped caps are non-cancellable and non-returnable.

AGS™ AGS Carbon Steel Cap

SA352 Grade LCC

Refer to publication 51.01



No. LW60

AGS CARBON STEEL CAP

Nominal Size	Approx. Wgt. Ea. lb	AGS Cap No. LW60	
		Price Each	
inches		Painted	Galv.
14	33.2	+	+
16	41.2	+	+

NOTE: Items listed in shaded areas are non-cancellable and non-returnable.

+ Quoted on application. Contact Victaulic for pricing and availability.

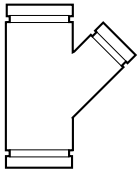
Carbon steel wall thickness is standard weight unless otherwise noted.

Fittings are cast unless otherwise noted.

Grooved IPS Pipe Fittings

Reducing Laterals

Refer to publication 07.01



No. 30R



REDUCING LATERALS

Nominal Size				Reducing Laterals No. 30R †			
inches				Approx. Wgt. Each lb	Price Each		
					Painted	Galv.	
3	x	3	x	2	9.8	\$986.00	\$1229.50
				2½	9.8	986.00	+
4	x	4	x	2	10.0	1931.00	2299.50
				2½	10.0	1931.00	2380.50
				3	18.3	1931.00	2401.50
5	x	5	x	2	24.0	2817.50	3379.50
				3	27.0	2817.50	3493.50
				4	26.5	2817.50	3548.50
6	x	6	x	3	37.0	3635.00	4547.00
				4	36.5	3635.00	4578.50
				5	44.7	3635.00	4628.00
8	x	8	x	4	62.0	5242.00	6654.00
				5	75.5	5242.00	6712.00
				6	82.0	5242.00	6794.00
10	x	10	x	4	104.8	5736.50	7534.50
				5	99.0	+	8038.00
				6	105.8	6292.50	8038.00
				8	118.0	6410.00	8551.50
12	x	12	x	5	122.0	7436.00	10598.00
				6	137.0	7436.00	10598.00
				8	147.0	7531.00	10173.50
				10	167.0	7631.00	10504.50

NOTE: Items listed in shaded areas are non-cancellable and non-returnable.

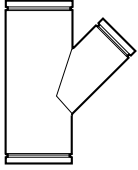
+ Quoted on application. Contact Victaulic for pricing and availability.

† All No. 30R fittings are segmentally welded steel.

Grooved IPS Pipe Fittings

AGS[®] AGS Reducing Laterals

Refer to publication 20.05



No. W30R

AGS REDUCING LATERALS

Nominal Size				AGS Reducing Lateral No. W30R †			
				Approx. Wgt. Each lb	Price Each		
inches						Painted	Galv.
14	x	14	x	4	162.4	\$3019.50	\$4542.50
				6	167.6	3241.00	4846.50
				8	173.5	3486.00	5482.50
				10	181.0	4418.50	5788.50
				12	189.2	4483.50	6425.50
16	x	16	x	6	206.7	4697.00	6683.50
				8	213.1	4967.00	7993.00
				10	221.1	5797.00	7910.00
				12	229.9	6041.50	8483.00
				14	230.9	6041.50	8483.00
18	x	18	x	6	253.1	6041.50	8483.00
				8	259.9	6041.50	8483.00
				10	285.0	+	11387.00
				12	277.6	6714.00	9490.00
				14	278.7	8036.50	10451.50
				16	284.3	9040.00	11676.00
20	x	20	x	12	330.0	8638.50	12336.50
				14	331.2	8906.00	12714.00
				16	337.2	10505.00	14600.00
24	x	24	x	16	448.5	19939.00	25674.00
				18	515.0	+	+
				20	461.8	21689.50	26521.50

NOTE: Items listed in shaded areas are non-cancellable and non-returnable.

+ Quoted on application. Contact Victaulic for pricing and availability.

NOTE: AGS products must **NOT** be used on pipe that has been grooved using Original Groove System (OGS) roll sets.

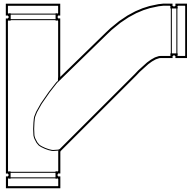
NOTE: For original roll grooved 14 – 24" fittings please contact your local Victaulic sales representative.

† All No. W30R fittings are segmentally welded steel.

Grooved IPS Pipe Fittings

Tee Wyes

Refer to publication 07.01



No. 32



TEE WYES

Nominal Size				Approx. Wgt. Each lb	Tee Wye No. 32 (sw)	
inches					Painted	Galv.
2	x	2	x 2	6.4	\$1977.00	\$2353.50
2½	x	2½	x 2½	11.5	1977.00	2353.50
3	x	3	x 3	14.3	2265.50	2733.00
3½	x	3½	x 3½	22.9	+	+
4	x	4	x 3	23.0	2727.00	3301.50
			x 4	26.0	3143.00	3820.00
5	x	5	x 3	29.0	3945.50	4624.50
			x 4	36.7	4547.00	5077.00
			x 5	48.0	6680.50	8158.50
6	x	6	x 3	37.3	3233.00	4172.00
			x 4	46.3	3940.50	4921.50
			x 5	55.0	+	5852.00
			x 6	60.5	5988.50	7405.00
8	x	8	x 3	76.0	3848.00	5588.50
			x 4	76.4	4584.50	6316.50
			x 5	85.6	6065.50	7977.50
			x 6	112.0	6615.50	8649.00
			x 8	127.1	9112.00	11552.00
10	x	10	x 3	96.0	5104.00	7073.50
			x 4	97.4	5596.00	7683.00
			x 5	115.1	+	9370.50
			x 6	133.1	7420.00	9844.00
			x 8	156.0	9625.50	12382.50
			x 10	190.0	12571.50	16118.50
12	x	12	x 12	240.0	17329.50	22003.00

NOTE: Items listed in shaded areas are non-cancellable and non-returnable.

+ Quoted on application. Contact Victaulic for pricing and availability.

(sw) Victaulic fittings are made of ductile iron, except those marked (sw) segmentally welded steel.

Bull Plugs

Refer to publication 07.01



No. 61



ELECTROPLATED STEEL BULL PLUGS

Nom. Size	Electroplated Steel Bull Plug No. 61	
inches	Approx. Wgt. Ea. lb	Price Each
2	2.0	\$580.00
2½	3.0	580.00
3	4.5	849.00
4	7.5	1090.00
5	12.0	2371.00
6	17.0	2554.50

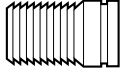
NOTE: Items listed in shaded areas are non-cancellable and non-returnable.

Other sizes available upon request. Contact Victaulic for details.

Grooved IPS Pipe Fittings

Hose Nipples

Refer to publication 07.01



No. 48



STEEL HOSE NIPPLES

Nom. Size inches	Approx. Wgt. Ea. lb	Steel Hose Nipple No. 48	
		Price Each	
		Painted	Galv.
$\frac{3}{4}$	0.3	\$382.50	\$454.00
1	0.4	382.50	+
1 $\frac{1}{4}$	0.6	382.50	+
1 $\frac{1}{2}$	0.8	382.50	454.00
2	1.1	382.50	454.00
2 $\frac{1}{2}$	2.0	382.50	454.00
3	3.2	549.00	659.50 ^{NR}
4	4.9	947.00	1139.00
5	8.0	1428.50	+
6	14.3	1694.00	1968.50
8	24.7	3515.00	+
10	40.1	3452.50	+
12	62.0	+	+

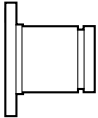
NOTE: Items listed in shaded areas are non-cancellable and non-returnable.

+ Quoted on application. Contact Victaulic for pricing and availability.

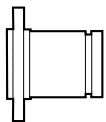
^{NR} Non-returnable

Flanged Adapter Nipples

Refer to publication 07.01



Nos. 45F & 46F



Nos. 45R & 46R



FLANGED ADAPTER NIPPLES – 150 LB OR 300 LB *

Size x Length inches	No. 45 – 150 lb		No. 46 – 300 lb	
	Black	Galv.	Black	Galv.
1 x 3	\$694.50	\$833.00	+	+
1 $\frac{1}{4}$ x 4	720.00	864.50	+	+
1 $\frac{1}{2}$ x 4	751.50	901.00	+	+
2 x 4	719.00	863.50	\$1006.50	\$1209.00
2 $\frac{1}{2}$ x 4	951.50	1141.50	+	+
3 x 4	921.00	1104.00	1288.00	1545.00
3 $\frac{1}{2}$ x 4	1159.50	+	+	+
4 x 6	1185.00	1422.00	1657.00	1990.50
5 x 6	1463.00	1756.00	2048.00	+
6 x 6	1815.00	2168.50	2540.50	3048.50
8 x 6	2400.50	2879.50	3361.00	4031.50
10 x 8	3158.00	3548.50	4419.50	+
12 x 8	4044.00	4852.50	5660.50	6793.50

NOTE: Items listed in shaded areas are non-cancellable and non-returnable.

+ Quoted on application. Contact Victaulic for pricing and availability.

* Raised face flanges are standard; flat flanges are quoted on application.

Grooved IPS Pipe Fittings

Carbon Steel Flanged Adapter Nipples

SA352 Grade LCC

Refer to publication 51.01



No. L45R



No. L46R

FLANGED ADAPTER NIPPLES – 150 LB OR 300 LB *

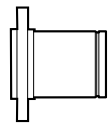
Size x Length inches	150# Flanged Adapter Nipple No. L45R Raised Face			300# Flanged Adapter Nipple No. L46R Raised Face		
	Approx. Wgt. Ea. lb	Price Each		Approx. Wgt. Ea. lb	Price Each	
		Painted	Galv.		Painted	Galv.
1½ x 4	3.7	\$744.00	\$855.00	6.5	\$834.50	\$959.50
2 x 4	6.8	774.00	889.50	8.0	955.00	1098.50
2½ x 4	10.1	947.50	1090.50	–	–	–
3 x 4	11.7	1099.00	1264.50	15.8	1250.50	1438.00
4 x 6	16.4	1182.50	1360.00	28.4	1585.50	1876.50
6 x 6	26.0	1818.50	2091.50	42.2	2424.00	2788.00
8 x 6	39.6	2355.00	2775.50	64.6	3681.50	4349.00
10 x 8	61.6	3847.50	4522.00	103.0	+	+
12 x 8	85.8	5805.50	6792.00	133.0	+	+

NOTE: Items listed in shaded areas are non-cancellable and non-returnable.

+ Quoted on application. Contact Victaulic for pricing and availability.

AGS[®] AGS Flanged Adapter Nipple

Refer to publication 20.05



No. W45R

AGS FLANGED ADAPTER NIPPLES – ANSI 150

Size x Length inches	Approx. Wgt. Ea. lb	AGS Flanged Adapter Nipple – No. W45R *	
		Price Each	
		Painted	Galv.
14 x 8	122.0	\$4288.00	\$5145.50
16 x 8	136.0	5197.00	6236.00
18 x 8	168.0	6183.00	7419.50
20 x 8	208.0	7972.50	9566.00
24 x 8	274.0	9084.00	10902.00
26 x 12	254.0	+	+
28 x 12	262.0	+	+
30 x 12	270.0	+	+
32 x 12	278.0	+	+
36 x 12	340.0	+	+
40 x 12	361.0	+	+
42 x 12	372.0	+	+
46 x 12	393.0	+	+
48 x 12	404.0	+	+
54 x 16	372.0	+	+
56 x 16	393.0	+	+
60 x 16	404.0	+	+

NOTE: Items listed in shaded areas are non-cancellable and non-returnable.

NOTE: AGS products must **NOT** be used on pipe that has been grooved using Original Groove System (OGS) roll sets.

* Raised face flanges are standard; flat flanges are quoted on application.

+ Quoted on application. Contact Victaulic for pricing and availability.

NOTE: For original roll grooved 14 – 24" fittings please contact your local Victaulic sales representative.

Grooved IPS Pipe Fittings

AGS[™] Carbon Steel AGS Flanged Adapter Nipple

SA352 Grade LCC
Refer to publication 51.01



No. LW45R

NO. LW45R CARBON STEEL AGS FLANGED ADAPTER NIPPLE

Size x Length	150# Flanged Adapter Nipple No. LW45R Raised Face		
	Approx. Wgt. Ea.	Price Each	
inches	lb	Painted	Galv.
14 x 8	128.0	+	+
16 x 8	149.0	+	+

NOTE: Items listed in shaded areas are non-cancellable and non-returnable.

+ Quoted on application. Contact Victaulic for pricing and availability.

VicBlast[™] Nozzle



No. 36

VICBLAST NOZZLE

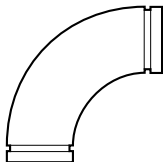
Nominal Size inches		Approx. Wgt. Each	Price Each
Air	Water	lb	Endurion Coated
1	³ / ₈ FPT	1.60	\$238.00

Pricing above is for cast fittings only. For fabricated fittings please contact Victaulic for pricing.

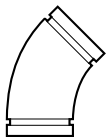
NOTE: Items listed in shaded areas are non-cancellable and non-returnable.

3D Cast Bends

FOR ABRASIVE SERVICES
Refer to publication 07.01



90° 3D Cast Bend



45° 3D Cast Bend

3D CAST BENDS— 90° BEND OR 45° BEND

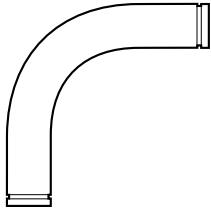
Fitting Size	90° Bend			45° Bend		
	Approx. Wgt. Ea.	Center to End	Price Each	Approx. Wgt. Ea.	Center to End	Price Each
inches	lb	inches	Painted	lb	inches	Painted
2	5.0	10.00	\$3114.00	4.7	6.50	\$2956.00
3	16.0	13.00	3794.50	10.4	7.75	3567.50
4	22.5	16.00	4235.00	17.2	9.00	3922.00
6	70.0	24.00	5580.50	45.0	13.50	5057.50

NOTE: Items listed in shaded areas are non-cancellable and non-returnable.

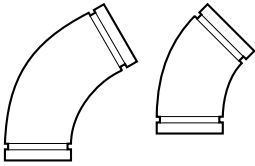
Grooved IPS Pipe Fittings

3D Long Radius Steel Bends

Refer to publication 07.02



No. 100-3D
90° Bend



No. 14-3D 60° Bend No. 110-3D 45° Bend



3D LONG RADIUS BENDS – 90° BEND, 60° BEND, OR 45° BEND

Nom. Size	90° Bend No. 100-3D		60° Bend No. 14-3D		45° Bend No. 110-3D	
	Approx. Wgt. Ea. lb	Price Each	Approx. Wgt. Ea. lb	Price Each	Approx. Wgt. Ea. lb	Price Each
2	5.3	\$3114.00	4.3	\$3012.00	3.9	\$2956.00
2½	9.5	3326.00	7.7	3152.00	6.7	3128.50
3	14.0	3794.50	11.0	3611.50	9.5	3567.50
4	24.1	4235.00	18.5	4119.50	15.7	3922.00
5	40.9	4757.50	31.3	4618.50	26.5	4350.00
6	63.7	5580.50	48.8	5142.50	41.3	5057.50
8	127.8	7328.00	97.9	6459.50	82.9	6290.50
10	226.4	9295.00	173.4	8190.50	146.9	7382.50
12	332.7	11807.00	254.8	9765.00	215.9	9368.00
14 †	427.3	14353.00	327.3	11927.00	277.3	10722.00
16 †	560.1	17400.00	429.0	14511.50	363.5	13074.50
18 †	710.7	24051.00	544.4	20332.00	461.3	18489.00
20 †	879.3	29001.50	673.5	23670.50	570.7	21507.50
24 †	1270.3	40556.00	973.0	33153.00	824.4	28767.50

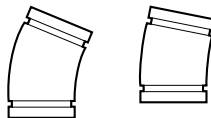
NOTE: Items listed in shaded areas are non-cancellable and non-returnable.

Also available 76.1 mm and 165.1 mm sizes. Contact Victaulic.

† For cut groove systems only. Cut groove systems require the use of Original Groove System (OGS) Style 77 couplings. For roll groove systems, Victaulic offers Advanced Groove System (AGS) elbows. Please contact Victaulic for pricing and availability.



No. 15-3D
30° Bend



No. 12-3D 22½° Bend No. 13-3D 11¼° Bend

3D LONG RADIUS BENDS – 30° BEND, 22½° BEND, OR 11¼° BEND

Nom. Size	30° Bend No. 15-3D		22½° Bend No. 12-3D		11¼° Bend No. 13-3D	
	Approx. Wgt. Ea. lb	Price Each	Approx. Wgt. Ea. lb	Price Each	Approx. Wgt. Ea. lb	Price Each
2	3.4	\$2896.50	3.2	\$2874.50	2.8	\$2843.00
2½	5.8	3084.00	5.3	3074.00	4.6	3043.00
3	7.3	3524.50	7.3	3497.50	6.2	3469.00
4	12.8	3868.00	11.4	3835.00	9.3	3795.50
5	21.8	4326.00	19.4	4235.00	15.8	4176.00
6	33.9	4716.50	30.1	4674.50	24.6	4603.50
8	68.0	5737.00	60.5	5650.50	49.3	5142.50
10	120.5	6573.50	107.2	6489.00	87.3	5851.50
12	177.0	8335.00	157.5	8134.00	128.3	7214.00
14 †	227.3	9517.50	202.3	9271.50	164.8	8182.50
16 †	297.9	11623.00	265.2	11316.50	216.0	10025.50
18 †	378.1	16614.50	336.5	15239.00	274.1	13626.00
20 †	467.8	18343.00	416.3	17749.00	339.2	15889.00
24 †	675.7	24410.50	601.4	23570.50	490.0	20970.00

NOTE: Items listed in shaded areas are non-cancellable and non-returnable.

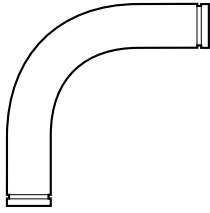
Also available 76.1 mm and 165.1 mm sizes. Contact Victaulic.

† For cut groove systems only. Cut groove systems require the use of Original Groove System (OGS) Style 77 couplings. For roll groove systems, Victaulic offers Advanced Groove System (AGS) elbows. Please contact Victaulic for pricing and availability.

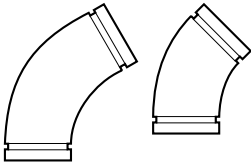
Grooved IPS Pipe Fittings

5D Long Radius Steel Bends

Refer to publication 07.02



No. 100-5D
90° Bend



No. 14-5D
60° Bend

No. 110-5D
45° Bend



5D LONG RADIUS BENDS – 90° BEND, 60° BEND, OR 45° BEND

Nom. Size	90° Bend No. 100-5D		60° Bend No. 14-5D		45° Bend No. 110-5D	
	inches	Approx. Wgt. Ea. lb	Price Each	Approx. Wgt. Ea. lb	Price Each	Approx. Wgt. Ea. lb
2	7.2	\$3340.50	5.6	\$3168.50	4.8	\$3043.00
2½	13.3	3441.00	10.2	3326.00	8.6	3186.00
3	19.9	4048.50	15.0	3810.00	12.5	3738.00
4	35.4	4561.00	26.0	4235.00	21.3	4150.50
5	60.0	5369.00	44.1	4958.00	36.1	4645.00
6	93.5	6177.00	68.6	5580.50	56.2	5184.00
8	187.6	8547.50	137.7	7127.50	112.8	6815.00
10	332.4	11795.00	244.1	9353.50	199.9	8389.50
12	488.4	14953.00	358.6	12476.00	293.7	10615.50
14 †	627.4	18750.50	460.7	15092.00	377.3	12929.00
16 †	822.2	22557.50	603.8	18212.50	494.5	15660.50
18 †	1043.4	31193.00	766.2	24790.00	627.6	21596.00
20 †	1290.9	37014.50	947.9	28666.50	776.4	25007.00
24 †	1864.8	52300.50	1369.3	40994.50	1121.6	34648.00

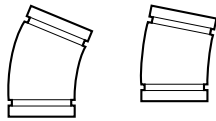
NOTE: Items listed in shaded areas are non-cancellable and non-returnable.

† For cut groove systems only. Cut groove systems require the use of Original Groove System (OGS) Style 77 couplings. For roll groove systems, Victaulic offers Advanced Groove System (AGS) elbows. Please contact Victaulic for pricing and availability.

5D LONG RADIUS BENDS – 30° BEND, 22½° BEND, OR 11¼° BEND



No. 15-5D
30° Bend



No. 12-5D
22½° Bend

No. 13-5D
11¼° Bend

Nom. Size	30° Bend No. 15-5D		22½° Bend No. 12-5D		11¼° Bend No. 13-5D	
	inches	Approx. Wgt. Ea. lb	Price Each	Approx. Wgt. Ea. lb	Price Each	Approx. Wgt. Ea. lb
2	4.0	\$2956.00	3.6	\$2930.50	3.0	\$2859.00
2½	7.0	+	6.2	3100.00	5.0	3058.00
3	10.0	3567.50	8.8	3539.00	6.9	3481.00
4	16.6	4066.00	14.3	3880.50	10.7	3810.00
5	28.1	4547.50	24.1	4290.50	18.2	4207.50
6	43.8	5057.50	37.6	4730.50	28.3	4630.00
8	87.9	6163.00	75.4	5679.00	56.8	5540.00
10	155.8	7413.00	133.7	7183.00	100.6	6420.00
12	228.9	9381.00	196.4	8445.50	147.8	7370.00
14 †	627.0	11449.00	252.3	10372.50	189.8	9082.00
16 †	385.3	13074.50	330.7	12610.00	248.8	10272.50
18 †	489.0	18416.50	419.7	16807.00	315.7	14859.00
20 †	605.0	21334.50	519.2	19505.00	390.6	16253.00
24 †	873.9	29682.00	750.1	25835.00	564.3	21408.00

NOTE: Items listed in shaded areas are non-cancellable and non-returnable.

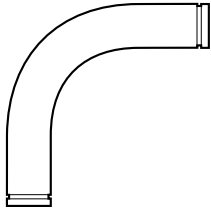
† For cut groove systems only. Cut groove systems require the use of Original Groove System (OGS) Style 77 couplings. For roll groove systems, Victaulic offers Advanced Groove System (AGS) elbows. Please contact Victaulic for pricing and availability.

+ Quoted on application. Contact Victaulic for pricing and availability.

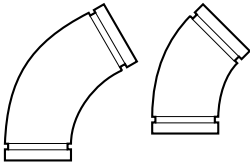
Grooved IPS Pipe Fittings

6D Long Radius Steel Bends

Refer to publication 07.02



No. 100-6D
90° Bend



No. 14-6D 60° Bend No. 110-6D 45° Bend



6D LONG RADIUS BENDS – 90° BEND, 60° BEND, OR 45° BEND

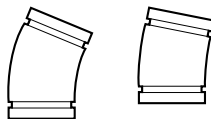
Nom. Size	90° Bend No. 100-6D		60° Bend No. 14-6D		45° Bend No. 110-6D	
	Approx. Wgt. Ea. lb	Price Each	Approx. Wgt. Ea. lb	Price Each	Approx. Wgt. Ea. lb	Price Each
inches						
2	8.2	\$3426.00	6.3	\$3228.00	5.3	\$3084.00
2½	15.2	3582.50	11.4	3369.00	9.5	3298.50
3	22.9	4119.50	17.0	3853.50	14.0	3782.00
4	41.1	4788.50	29.8	4449.50	24.1	4192.00
5	69.6	5483.00	50.5	5030.00	40.9	4702.00
6	108.4	6659.50	78.6	5666.00	63.7	5509.00
8	217.5	9283.00	157.7	7753.00	127.8	6973.50
10	385.4	12815.50	279.4	10190.00	226.4	9141.00
12	566.2	16855.50	410.5	13535.50	332.7	11566.00
14 †	727.4	20985.00	527.4	16355.00	427.3	14048.00
16 †	953.3	25980.50	691.1	19696.00	560.1	16966.00
18 †	1209.7	34400.50	877.1	27546.50	710.1	23207.50
20 †	1496.6	40657.50	1085.1	31774.50	879.3	27839.00
24 †	2162.0	58499.00	1567.5	32994.50	1270.3	38436.50

NOTE: Items listed in shaded areas are non-cancellable and non-returnable.

† For cut groove systems only. Cut groove systems require the use of Original Groove System (OGS) Style 77 couplings. For roll groove systems, Victaulic offers Advanced Groove System (AGS) elbows. Please contact Victaulic for pricing and availability.



No. 15-6D
30° Bend



No. 12-6D 22½° Bend No. 13-6D 11¼° Bend

6D LONG RADIUS BENDS – 30° BEND, 22½° BEND, OR 11¼° BEND

Nom. Size	30° Bend No. 15-6D		22½° Bend No. 12-6D		11¼° Bend No. 13-6D	
	Approx. Wgt. Ea. lb	Price Each	Approx. Wgt. Ea. lb	Price Each	Approx. Wgt. Ea. lb	Price Each
inches						
2	4.3	\$2986.50	3.9	\$2945.50	3.2	\$2874.50
2½	7.7	3144.50	6.7	3114.50	5.3	3058.00
3	11.0	3595.00	9.5	3553.50	7.3	3497.50
4	18.5	4093.00	15.7	3908.00	11.4	3822.50
5	31.3	4573.50	26.5	4318.50	19.4	4220.00
6	48.8	5097.50	41.3	5030.00	30.1	4660.50
8	97.9	6223.00	82.9	6120.50	60.5	5568.50
10	173.4	8093.00	146.9	7298.00	107.2	6446.00
12	254.8	9595.50	215.9	9240.50	157.5	8076.00
14 †	327.3	11725.50	277.3	10578.00	202.3	9183.00
16 †	429.0	14220.50	363.5	12854.00	265.2	11201.50
18 †	544.4	19766.00	461.3	18068.00	336.5	15034.00
20 †	673.5	22902.50	570.7	20928.50	416.3	17461.50
24 †	973.0	31744.50	824.4	27721.00	601.4	23048.50

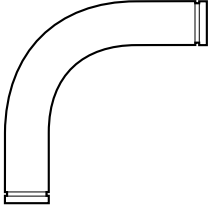
NOTE: Items listed in shaded areas are non-cancellable and non-returnable.

† For cut groove systems only. Cut groove systems require the use of Original Groove System (OGS) Style 77 couplings. For roll groove systems, Victaulic offers Advanced Groove System (AGS) elbows. Please contact Victaulic for pricing and availability.

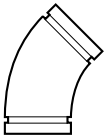
Grooved IPS Pipe Fittings

Schedule 80 3D Long Radius Cast Ductile Iron Elbows

Refer to publication 07.12



No. 100-3D
90° Long Radius Elbow



No. 110-3D
45° Long Radius Elbow

SCHEDULE 80 3D LONG RADIUS CAST DUCTILE IRON ELBOWS – 90° ELBOW AND 45° ELBOW

Nom. Size	90° Elbow No. 100-3D			45° Elbow No. 110-3D		
	Approx. Wgt. Ea. lb	Price Each		Approx. Wgt. Ea. lb	Price Each	
		Painted	Galv.		Painted	Galv.
6	86.3	\$1863.00	\$2142.50	56.2	\$1337.00	\$1538.50
8	154.7	4446.50	5113.50	84.0	2322.00	2672.00

NOTE: For use with Victaulic couplings only. Prepare pipe ends in accordance with Publication 25.02.

NOTE: Items listed in shaded areas are non-cancellable and non-returnable.

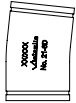
SCHEDULE 80 3D LONG RADIUS CAST DUCTILE IRON ELBOWS – 22½° ELBOW, 11¼° ELBOW, AND 6° ELBOW



No. 12-3D
22½° Long Radius Elbow



No. 13-3D
11¼° Long Radius Elbow



No. 21-3D
6° Long Radius Elbow

Nom. Size	22½° Elbow No. 12-3D			11¼° Elbow No. 13-3D			6° Elbow No. 21-3D		
	Approx. Wgt. Ea. lb	Price Each		Approx. Wgt. Ea. lb	Price Each		Approx. Wgt. Ea. lb	Price Each	
		Painted	Galv.		Painted	Galv.		Painted	Galv.
6	41.4	\$1280.00	\$1472.00	35.6	\$1280.00	\$1472.00	21.7	\$1280.00	\$1472.00
8	75.0	2078.00	2391.00	66.1	2078.00	2391.00	31.0	2078.00	2391.00

NOTE: For use with Victaulic couplings only. Prepare pipe ends in accordance with Publication 25.02.

NOTE: Items listed in shaded areas are non-cancellable and non-returnable.

Grooved IPS Pipe Fittings

90° – 1½D Elbows and Couplings

STYLE XL100/XL77/XL79
Refer to publication 07.07



Style XL77 Couplings and XL Fitting



Style XL79 Coupling and XL Fittings

90° – 1½D ELBOWS AND COUPLINGS

Nom. Size	XL100/XL77 System 1 Fitting and 2 Complete Couplings With Grade "E" or "T" Gasket		XL100/XL79 System 2 Fittings and 1 Complete Coupling With Grade "E" or "T" Gasket		SPARE PARTS
	Approx. Wgt. Ea. lb	Price Each	Approx. Wgt. Ea. lb	Price Each	Plated Bolt and Nut Size inches
inches					
3	23.7	\$711.00	32.0	\$741.00	1/2 x 2 3/4
4	37.9	1032.00	50.7	1090.00	5/8 x 3 1/4
5	55.5	2053.00	74.5	2569.50	3/4 x 4 1/4
6	70.7	2325.00	101.9	2844.00	3/4 x 4 1/4
8	93.6	4719.50	189.2	6400.00	7/8 x 5
10	133.2	8819.50	268.3	12555.50	1 x 6
12	171.2	11356.00	375.3	13230.00	1 x 6 1/2

NOTE: See the Spare Parts section for pricing and availability.

NOTE: Items listed in shaded areas are non-cancellable and non-returnable.

45° – 1½D Elbows and Couplings

STYLE XL110/XL77/XL79
Refer to publication 07.07



Style XL77 Couplings and XL Fitting



Style XL79 Coupling and XL Fittings

45° – 1½D ELBOWS AND COUPLINGS

Nom. Size	XL110/XL77 System 1 Fitting and 2 Complete Couplings With Grade "E" or "T" Gasket		XL110/XL79 System 2 Fittings and 1 Complete Coupling With Grade "E" or "T" Gasket		SPARE PARTS
	Approx. Wgt. Ea. lb	Price Each	Approx. Wgt. Ea. lb	Price Each	Plated Bolt and Nut Size inches
inches					
3	19.4	\$673.50	23.4	\$669.00	1/2 x 2 3/4
4	29.8	909.00	34.5	856.00	5/8 x 3 1/4
5	44.4	1734.50	52.3	1972.00	3/4 x 4 1/4
6	61.4	1972.00	83.3	2183.50	3/4 x 4 1/4
8	93.6	3301.00	116.6	3731.00	7/8 x 5
10	133.2	7289.00	161.9	9677.50	1 x 6
12	171.2	9232.00	221.7	11177.50	1 x 6 1/2

NOTE: See the Spare Parts section for pricing and availability.

NOTE: Items listed in shaded areas are non-cancellable and non-returnable.

Grooved IPS Pipe Fittings

90° – 3D Elbows and Couplings

STYLE XL100/XL77/XL79
Refer to publication 07.07



Style XL77 Couplings and XL Fitting



Style XL79 Coupling and XL Fittings

90° – 3D ELBOWS AND COUPLINGS

Nom. Size	XL100/XL77 System 1 Fitting and 2 Complete Couplings With Grade "E" or "T" Gasket		XL100/XL79 System 2 Fittings and 1 Complete Coupling With Grade "E" or "T" Gasket		SPARE PARTS
	inches	Approx. Wgt. Ea. lb	Price Each	Approx. Wgt. Ea. lb	Price Each
3	35.4	\$1514.00	55.4	\$2252.00	1/2 x 2 3/4
4	47.8	2594.50	70.5	4023.50	5/8 x 3 1/4
5	89.0	3480.00	141.5	5252.50	3/4 x 4 1/4
6	122.4	4256.50	205.3	6476.50	3/4 x 4 1/4
8	192.6	5989.00	314.6	8785.50	7/8 x 5
10	336.1	8637.00	637.9	12209.00	1 x 6
12	526.2	26250.50	911.7	17669.00	1 x 6 1/2

NOTE: See the Spare Parts section for pricing and availability.

NOTE: Items listed in shaded areas are non-cancellable and non-returnable.

45° – 3D Elbows and Couplings

STYLE XL110/XL77/XL79
Refer to publication 07.07



Style XL77 Couplings and XL Fitting



Style XL79 Coupling and XL Fittings

45° – 3D ELBOWS AND COUPLINGS

Nom. Size	XL110/XL77 System 1 Fitting and 2 Complete Couplings With Grade "E" or "T" Gasket		XL110/XL79 System 2 Fittings and 1 Complete Coupling With Grade "E" or "T" Gasket		SPARE PARTS
	inches	Approx. Wgt. Ea. lb	Price Each	Approx. Wgt. Ea. lb	Price Each
3	28.4	\$1488.50	41.4	\$2202.50	1/2 x 2 3/4
4	44.8	2496.50	64.5	3838.00	5/8 x 3 1/4
5	68.4	3379.50	100.3	5066.50	3/4 x 4 1/4
6	109.4	3598.00	179.3	5237.50	3/4 x 4 1/4
8	158.6	5205.50	246.6	7311.00	7/8 x 5
10	288.2	8182.50	471.9	11355.00	1 x 6
12	395.2	9811.50	669.7	13869.50	1 x 6 1/2

NOTE: See the Spare Parts section for pricing and availability.

NOTE: Items listed in shaded areas are non-cancellable and non-returnable.

Grooved IPS Pipe Fittings

90° and 45° 1½D Elbows

STYLE XL100/XL110
Refer to publication 07.07



90° AND 45° 1½D ELBOWS

Nom. Size	1½ D XL100 90° Elbow		1½ D XL110 45° Elbow	
	Approx. Wgt. Ea. lb	Price Each	Approx. Wgt. Ea. lb	Price Each
3	13.3	\$293.50	9.0	\$255.50
4	21.1	435.50	13.0	310.50
5	31.1	1144.00	20.0	827.00
6	44.3	1248.00	35.0	896.50
8	82.3	2975.00	46.0	1554.00
10	116.2	5976.50	63.0	4446.50
12	166.8	6241.00	90.0	5147.50

NOTE: Items listed in shaded areas are non-cancellable and non-returnable.

90° and 45° 3D Elbows

STYLE XL100/XL110
Refer to publication 07.07



90° AND 45° 3D ELBOWS

Nom. Size	3D XL100 90° Elbow		3D XL110 45° Elbow	
	Approx. Wgt. Ea. lb	Price Each	Approx. Wgt. Ea. lb	Price Each
3	25.0	\$1098.50	18.0	\$1071.50
4	31.0	1994.50	28.0	1898.00
5	64.6	2570.00	44.0	2473.00
6	96.0	3185.00	83.0	2523.00
8	145.0	4245.50	111.0	3460.50
10	301.0	5793.00	218.0	5337.50
12	435.0	8603.00	314.0	6579.50

NOTE: Items listed in shaded areas are non-cancellable and non-returnable.

Grooved IPS Pipe Fittings

Couplings

STYLE XL77/XL79

Refer to publication 07.07



Style XL77 Coupling



Style XL79 Coupling

XL COUPLINGS

Nom. Size inches	XL77 Fitting-to-Pipe Coupling Complete With Grade "E" or "T" Gasket		XL79 Fitting-to-Fitting Coupling Complete With Grade "E" or "T" Gasket		SPARE PARTS
	Approx. Wgt. Ea. lb	Price Each	Approx. Wgt. Ea. lb	Price Each	Plated Bolt and Nut Size inches
3	5.2	\$212.00	5.4	\$212.00	1/2 x 2 3/4
4	8.4	306.50	8.5	306.50	5/8 x 3 1/4
5	12.2	460.00	12.3	460.00	3/4 x 4 1/4
6	13.2	542.50	13.3	542.50	3/4 x 4 1/4
8	23.8	878.00	24.6	878.00	7/8 x 5
10	35.1	1427.50	35.9	1427.50	1 x 6
12	40.6	1621.50	41.7	1621.50	1 x 6 1/2

NOTE: See the Spare Parts section for pricing and availability.

NOTE: Items listed in shaded areas are non-cancellable and non-returnable.

Delta-Y Assembly *

STYLE DLY

Refer to publication 07.08



STYLE DLY DELTA-Y ASSEMBLY

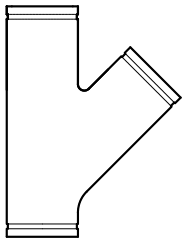
Nom. Size inches	Approx. Wgt. Each lb	Price Each
5	218.4	\$16744.00
6	276.2	26124.00

* Victaulic Style DLY Delta-Y is shipped fully assembled.

NOTE: Items listed in shaded areas are non-cancellable and non-returnable.

Lateral

Refer to publication 07.08



No. 30 DY

LATERAL

Nom. Size inches	Lateral No. 30 DY	
	Aprx Wgt. Ea. lb	Price Each
5	49.0	\$2403.50
6	64.0	+

NOTE: No. 30 DY Lateral has a C to E dimension 5" longer than the standard No. 30 Lateral and is required for use on the Delta-Y Assembly.

+ Quoted on application. Contact Victaulic for pricing and availability.

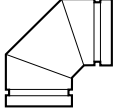
NOTE: Items listed in shaded areas are non-cancellable and non-returnable.

Grooved IPS Pipe Fittings

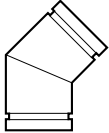
Extra Heavy “ES” EndSeal™ Fittings

Elbows and Tees

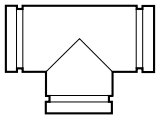
Refer to publication 07.03



No. 62



No. 63



No. 64

ELBOWS AND TEES – 90° ELBOW, 45° ELBOW, OR TEE

Pipe inches		90° Elbow No. 62	45° Elbow No. 63	Tee No. 64
Nominal Size	Actual Size	Price Each		
		Painted	Painted	Painted
2	2.375	\$829.00	\$1083.50	\$1379.50
2½ (sw)	2.875	1147.00	1083.50	1737.00
3 (sw)	3.500	829.00	1083.50	1865.50
4 (sw)	4.500	1159.50	1435.50	2130.50
6 (sw)	6.625	4236.50	2305.50	4482.00

NOTE: Items listed in shaded areas are non-cancellable and non-returnable.

For sizes to 12", contact Victaulic.

Steel Full Flow Elbows available with longer center to end dimensions. Contact Victaulic for details.

(sw) Victaulic fittings are made of ductile iron, except those marked (sw) segmentally welded steel.

Carbon Steel or Stainless Steel (IPS) to Copper (CTS) Dielectric Transition Fitting

STYLE 647-GT

Refer to publication 22.21



Groove x Thread

STYLE 647-GT – GROOVE X THREAD

PIPE inches		End to End inches	Approx. Wgt. Each lb	Price Each
Nominal Size	Outside Diameter			
1	1.315	4.10	0.7	\$173.50
1¼	1.660	4.10	1.0	231.00
1½	1.900	4.10	1.1	268.00
2	2.375	4.10	1.5	272.50
2½	2.875	6.10	3.3	365.50
3	3.500	6.10	4.3	653.50
4	4.500	6.10	6.2	873.50

STYLE 647-TT

Refer to publication 22.21



Thread x Thread

STYLE 647-TT – THREAD X THREAD

PIPE inches		End to End inches	Approx. Wgt. Each lb	Price Each
Nominal Size	Outside Diameter			
½	0.840	3.00	0.2	\$96.00
¾	1.050	3.00	0.3	96.00
1	1.315	4.00	0.6	143.50
1¼	1.660	4.00	0.8	199.50
1½	1.900	4.00	0.9	239.50
2	2.375	4.00	1.2	272.50
2½	2.875	6.00	2.9	365.50
3	3.500	6.00	3.7	653.50
4	4.500	6.00	5.3	873.50

NOTE: Items listed in shaded areas are non-cancellable and non-returnable.

Grooved IPS Pipe Fittings

STYLE 647-GG

Refer to publication 22.21



Groove x Groove

STYLE 647-GG – GROOVE X GROOVE

Nominal Size	PIPE inches		End to End inches	Approx. Wgt. Each lb	Price Each
	Outside Diameter				
	Carbon Steel/ Stainless Steel (IPS)	Copper (CTS)			
2	2.375	2.125	4.19	1.3	\$461.00
2½	2.875	2.625	6.19	3.0	516.00
3	3.500	3.125	6.19	3.9	788.50
4	4.500	4.125	6.19	5.6	1576.50

Equipment Modules



Grooved IPS Pipe Fittings

Suction Inlet Vibration Isolation Pump Drop

SERIES 381

Refer to publication 102.11



SERIES 381 – SUCTION INLET VIBRATION ISOLATION PUMP DROP

Pipe x Connection inches	Approx. Wgt Each ‡	Part Code †	Price Each
	lb		
3 x	2	KC43381PE0 *	\$12575.00
	2½	KC49381PE0 *	10166.50
	3	KC59381PE0 *	10249.00
4 x	2	KD29381PE9	11745.00
	2½	KD35381PE9	12097.00
	3	KD44381PE9	12630.50
	4	KD65381PE9	13788.00
5 x	2½	KE05381PE9	18270.50
	3	KE09381PE9	19962.00
	4	KE16381PE9	17550.00
	5	KM83381PE9	18282.50
6 x	3	KE71381PE9	18595.00
	4	KE79381PE9	18692.00
	5	KE90381PE9	20660.00
	6	KE98381PE9	21122.00
8 x	4	KF38381PE9	25072.50
	5	KF42381PE9	25716.50
	6	KF47381PE9	26415.00
	8	KF57381PE9	36150.00
10 x	6	KF91381PE9	41359.00
	8	KF96381PE9	43450.00
	10	KG01381PE9	48824.50
12 x	8	KG35381PE9	52219.50
	10	KG39381PE9	56543.00
	12	KG45381PE9	71151.50

NOTE: Items listed in shaded areas are non-cancellable and non-returnable.

‡ Estimated weight using Sch. 40 black carbon steel pipe

† The 1¼" – 18 UNEF female thermometer connection fits most commercially available thermometers with the well removed.

NOTE: A ¾" female NPT thermometer connection is also available. Contact Victaulic for more information.

* This size has a ¾" FNPT supplied as a connection to accept a customer-supplied thermometer well or other accessory; this part code represents that offering.

NOTE: A Victaulic Style 107V Rigid Coupling is required for the installation of this product (not supplied). Refer to Section 1 – Couplings and Fittings for coupling pricing.

For the Series 381 only, a Victaulic Style 177N or Style 77 Flexible Coupling is also required for the installation of this product (not supplied). This flexible coupling needs to be installed in the piping above the rigid coupling that connects the Series 381 to the rest of the system. Refer to Section 1 – Couplings and Fittings for coupling pricing.

Grooved IPS Pipe Fittings

Suction Inlet Vibration Isolation Pump Drop

SERIES 381G

Refer to publication 102.11

SERIES 381G – SUCTION INLET VIBRATION ISOLATION PUMP DROP – ORIGINAL GROOVE SYSTEM (OGS) END CONNECTION

Pipe x Connection		Approx. Wgt Each *	Part Code †	Price Each
inches		lb		
4	x 4	95.5	KD65381PG9	\$13788.00
5	x 4	105.2	KE16381PG9	17550.00
6	x 4	130.3	KE79381PG9	18692.00
	6	204.5	KE98381PG9	21122.00
8	x 6	227.7	KF47381PG9	26415.00
	8	375.0	KF57381PG9	36150.00
10	x 6	348.8	KF91381PG9	41359.00
	8	437.7	KF96381PG9	43450.00
12	x 8	568.9	KG35381PG9	52219.50

NOTE: Items listed in shaded areas are non-cancellable and non-returnable.

* Estimated weight using Sch. 40 black carbon steel pipe

† The 1¼" – 18 UNEF female thermometer connection fits most commercially available thermometers with the well removed.

NOTE: A ¾" female NPT thermometer connection is also available. Contact Victaulic for more information.

NOTE: A Victaulic Style 107V Rigid Coupling is required for the installation of this product (not supplied). Refer to Section 1 – Couplings and Fittings for coupling pricing. For the Series 381G only, a Victaulic Style 177N or Style 77 Flexible Coupling is required for the installation of this product (not supplied). This flexible coupling needs to be installed in the piping above the rigid coupling that connects the Series 381G to the rest of the system. Refer to Section 1 – Couplings and Fittings for coupling pricing.

Grooved IPS Pipe Fittings

Strainer Inlet Vibration Isolation Pump Drop

SERIES 382

Refer to publication 102.12



Vertical

Horizontal

SERIES 382 – STRAINER INLET VIBRATION ISOLATION PUMP DROP

Pipe x Connection inches	Vertical Connection Configuration		Horizontal Connection Configuration		Price Each
	Approx. Wgt Each ‡ lb	Part Code †	Approx. Wgt Each ‡ lb	Part Code †	
3 x 2	72.7	KC43382PE0 *	86.2	KC43382PEL *	\$12009.00
	75.4	KC49382PE0 *	88.9	KC49382PEL *	12195.50
	66.3	KC59382PE0 *	83.9	KC59382PEL *	11363.50
4 x 2½	87.3	KD35382PE9	108.9	KD35382PE2	15504.00
	89.3	KD44382PE9	109.5	KD44382PE2	15580.50
	78.6	KD65382PE9	114.2	KD65382PE2	14770.50
5 x 2½	129.2	KE05382PE9	156.0	KE05382PE2	27385.00
	131.9	KE09382PE9	149.2	KE09382PE2	27336.50
	137.4	KE16382PE9	156.5	KE16382PE2	25172.50
	118.9	KM83382PE9	142.2	KM83382PE4	23850.00
6 x 4	166.5	KE79382PE9	166.3	KE79382PE2	23882.00
	167.6	KE90382PE9	172.5	KE90382PE2	24439.50
	194.6	KE98382PE9	209.3	KE98382PE2	25438.00
8 x 5	269.2	KF42382PE9	330.6	KF42382PE2	43894.50
	270.8	KF47382PE9	276.7	KF47382PE2	35935.00
	255.1	KF57382PE9	389.5	KF57382PE2	37035.50
10 x 6	492.7	KF91382PE9	594.8	KF91382PE2	61485.50
	501.4	KF96382PE9	534.8	KF96382PE2	52889.00
	463.5	KG01382PE9	633.7	KG01382PE2	53120.00
12 x 8	623.9	KG35382PE9	792.3	KG35382PE2	83617.50
	629.3	KG39382PE9	813.6	KG39382PE2	83692.00
	579.3	KG45382PE9	839.8	KG45382PE2	73391.00

NOTE: Items listed in shaded areas are non-cancellable and non-returnable.

‡ Estimated weight using Sch. 40 black carbon steel pipe

† The 1¼" – 18 UNEF female thermometer connection fits most commercially available thermometers with the well removed.

NOTE: A ¾" female NPT thermometer connection is also available. Contact Victaulic for more information.

* This size has a ¾" FNPT supplied as a connection to accept a customer-supplied thermometer well or other accessory; this part code represents that offering.

NOTE: A Victaulic Style 107V Rigid Coupling is required for the installation of this product (not supplied). Refer to Section 1 – Couplings and Fittings for coupling pricing.

Grooved IPS Pipe Fittings

Strainer Inlet Vibration Isolation Pump Drop

SERIES 382G

Refer to publication 102.12

SERIES 382G – STRAINER INLET VIBRATION ISOLATION PUMP DROP – ORIGINAL GROOVE SYSTEM (OGS) END CONNECTION

Pipe x Connection		Vertical Connection Configuration		Horizontal Connection Configuration		Price Each
inches		Approx. Wgt Each *	Part Code †	Approx. Wgt Each *	Part Code †	
		lb		lb		
4	x 4	78.6	KD65382PG9	114.2	KD65382PG2	\$14770.50
5	x 4	137.4	KE16382PG9	156.5	KE16382PG2	25172.50
6	x 4	166.5	KE79382PG9	166.3	KE79382PG2	23882.00
		194.6	KE98382PG9	209.3	KE98382PG2	25438.00
8	x 6	270.8	KF47382PG9	276.7	KF47382PG2	35935.00
		255.1	KF57382PG9	389.5	KF57382PG2	37035.50
10	x 6	492.7	KF91382PG9	594.8	KF91382PG2	61485.50
		501.4	KF96382PG9	534.8	KF96382PG2	52889.00
12	x 8	623.9	KG35382PG9	792.3	KG35382PG2	83617.50

NOTE: Items listed in shaded areas are non-cancellable and non-returnable.

* Estimated weight using Sch. 40 black carbon steel pipe

† The 1¼" – 18 UNEF female thermometer connection fits most commercially available thermometers with the well removed.

NOTE: A ¾" female NPT thermometer connection is also available. Contact Victaulic for more information.

NOTE: A Victaulic Style 107V Rigid Coupling is required for the installation of this product (not supplied). Refer to Section 1 – Couplings and Fittings for coupling pricing.

Grooved IPS Pipe Fittings

Discharge Outlet Vibration Isolation Pump Drop

SERIES 380

Refer to publication 102.10



Vertical

Horizontal

SERIES 380 – DISCHARGE OUTLET VIBRATION ISOLATION PUMP DROP

Pipe x Connection inches	Vertical Connection Configuration		Horizontal Connection Configuration		Price Each
	Approx. Wgt Each ‡ lb	Part Code †	Approx. Wgt Each ‡ lb	Part Code †	
3 x 2	41.8	KC43380PE0 *	49.4	KC43380PEL *	\$8016.50
	41.8	KC49380PE0 *	49.4	KC49380PEL *	8289.50
	39.3	KC59380PE0 *	46.3	KC59380PEL *	7753.00
4 x 2	58.0	KD29380PE9	70.2	KD29380PE2	11101.50
	61.2	KD35380PE9	72.2	KD35380PE2	11363.50
	62.2	KD44380PE9	73.2	KD44380PE2	11440.50
	57.6	KD65380PE9	67.2	KD65380PE2	11022.00
5 x 2½	86.6	KE05380PE9	103.4	KE05380PE2	16968.00
	88.3	KE09380PE9	105.1	KE09380PE2	16699.00
	89.2	KE16380PE9	106.0	KE16380PE2	17130.00
	81.3	KM83380PE9	95.9	KM83380PE2	16334.50
6 x 2	114.2	KE61380PE9	153.3	KE61380PE2	17130.00
	115.5	KE65380PE9	154.6	KE65380PE2	18611.50
	116.2	KE71380PE9	155.3	KE71380PE2	18608.00
	117.3	KE79380PE9	136.4	KE79380PE2	19069.00
	118.4	KE90380PE9	141.4	KE90380PE2	19627.00
	105.9	KE98380PE9	130.7	KE98380PE2	17977.50
8 x 4	189.5	KF38380PE9	229.1	KF38380PE2	27994.00
	191.1	KF42380PE9	231.5	KF42380PE2	28216.50
	192.7	KF47380PE9	222.9	KF47380PE2	28087.00
	177.0	KF57380PE9	212.8	KF57380PE2	26326.50
10 x 5	422.1	KF89380PE9	508.0	KF89380PE2	51613.00
	410.4	KF91380PE9	496.3	KF91380PE2	48370.00
	419.1	KF96380PE9	467.9	KF96380PE2	45835.50
	376.9	KG01380PE9	467.0	KG01380PE2	44641.50
12 x 6	534.2	KG32380PE9	636.4	KG32380PE2	57940.00
	542.1	KG35380PE9	644.6	KG35380PE2	56867.50
	536.7	KG39380PE9	644.3	KG39380PE2	58011.50
	489.2	KG45380PE9	595.3	KG45380PE2	51121.00

NOTE: Items listed in shaded areas are non-cancellable and non-returnable.

‡ Estimated weight using Sch. 40 black carbon steel pipe

† The 1¼" – 18 UNEF female thermometer connection fits most commercially available thermometers with the well removed.

NOTE: A ¾" female NPT thermometer connection is also available. Contact Victaulic for more information.

* This size has a ¾" FNPT supplied as a connection to accept a customer-supplied thermometer well or other accessory; this part code represents that offering.

NOTE: A Victaulic Style 107V Rigid Coupling is required for the installation of this product (not supplied). Refer to Section 1 – Couplings and Fittings for coupling pricing.

Grooved IPS Pipe Fittings

Discharge Outlet Vibration
Isolation Pump Drop

SERIES 380G

Refer to publication 102.10

SERIES 380G – DISCHARGE OUTLET VIBRATION ISOLATION PUMP DROP – ORIGINAL GROOVE SYSTEM (OGS) END CONNECTION

Pipe x Connection		Vertical Connection Configuration		Horizontal Connection Configuration		Price Each	
inches		Approx. Wgt Each *	Part Code †	Approx. Wgt Each *	Part Code †		
		lb		lb			
4	x 4	57.6	KD65380PG9	67.2	KD65380PG2	\$11022.00	
5	x 4	89.2	KE16380PG9	106.0	KE16380PG2	17130.00	
6	x 4	117.3	KE79380PG9	136.4	KE79380PG2	19069.00	
		6	105.9	KE98380PG9	130.7	KE98380PG2	17977.50
8	x 4	189.5	KF38380PG9	229.1	KF38380PG2	27994.00	
		6	192.7	KF47380PG9	229.1	KF47380PG2	28087.00
		8	177.0	KF57380PG9	212.8	KF57380PG2	26326.50
10	x 6	410.4	KF91380PG9	496.3	KF91380PG2	48370.00	
		8	419.1	KF96380PG9	467.9	KF96380PG2	45835.50
12	x 6	534.2	KG32380PG9	636.4	KG32380PG2	57940.00	
		8	542.1	KG35380PG9	644.6	KG35380PG2	56867.50

NOTE: Items listed in shaded areas are non-cancellable and non-returnable.

* Estimated weight using Sch. 40 black carbon steel pipe

† The 1¼" – 18 UNEF female thermometer connection fits most commercially available thermometers with the well removed.

NOTE: A ¾" female NPT thermometer connection is also available. Contact Victaulic for more information.

NOTE: A Victaulic Style 107V Rigid Coupling is required for the installation of this product (not supplied). Refer to Section 1 – Couplings and Fittings for coupling pricing.

Grooved IPS Pipe Fittings

Discharge CBV Outlet Vibration Isolation Pump Drop

SERIES 383

Refer to publication 102.13



Vertical

Horizontal

SERIES 383 – DISCHARGE CBV OUTLET VIBRATION ISOLATION PUMP DROP

Pipe x Connection inches	Vertical Connection Configuration		Horizontal Connection Configuration		Price Each
	Approx. Wgt Each ‡ lb	Part Code †	Approx. Wgt Each ‡ lb	Part Code †	
3 x 2	53.3	KC43383PE0 *	60.9	KC43383PEL *	\$8699.50
	55.2	KC49383PE0 *	62.8	KC49383PEL *	8971.50
	50.8	KC59383PE0 *	57.8	KC59383PEL *	8461.00
4 x 2	77.2	KD29383PE9	89.4	KD29383PE2	12504.00
	80.4	KD35383PE9	91.4	KD35383PE2	12767.00
	81.4	KD44383PE9	92.4	KD44383PE2	12843.00
	76.8	KD65383PE9	81.4	KD65383PE2	12426.00
5 x 2½	115.0	KE05383PE9	131.8	KE05383PE2	19588.00
	116.7	KE09383PE9	133.5	KE09383PE2	19320.00
	117.6	KE16383PE9	134.5	KE16383PE2	19759.00
	109.7	KM83383PE9	124.3	KM83383PE2	18955.50
6 x 2½	191.9	KE65383PE9	217.3	KE65383PE2	23598.00
	160.4	KE71383PE9	199.5	KE71383PE2	23592.50
	161.5	KE79383PE9	180.6	KE79383PE2	24055.50
	162.6	KE90383PE9	185.6	KE90383PE2	24613.00
	150.1	KE98383PE9	174.9	KE98383PE2	22963.00
8 x 4	291.2	KF38383PE9	330.8	KF38383PE2	41149.00
	292.8	KF42383PE9	333.2	KF42383PE2	41370.50
	294.4	KF47383PE9	324.6	KF47383PE2	41242.00
	278.7	KF57383PE9	314.5	KF57383PE2	39479.50
10 x 6	530.9	KF91383PE9	616.8	KF91383PE2	65450.00
	539.6	KF96383PE9	588.4	KF96383PE2	62916.00
	497.4	KG01383PE9	587.5	KG01383PE2	61723.00
12 x 8	724.6	KG35383PE9	836.8	KG35383PE2	107048.50
	719.2	KG39383PE9	831.4	KG39383PE2	108192.00
	671.7	KG45383PE9	777.8	KG45383PE2	101303.00

NOTE: Items listed in shaded areas are non-cancellable and non-returnable.

‡ Estimated weight using Sch. 40 black carbon steel pipe

† The 1¼" – 18 UNEF female thermometer connection fits most commercially available thermometers with the well removed.

NOTE: A ¾" female NPT thermometer connection is also available. Contact Victaulic for more information.

* This size has a ¾" FNPT supplied as a connection to accept a customer-supplied thermometer well or other accessory; this part code represents that offering.

NOTE: A Victaulic Style 107V Rigid Coupling is required for the installation of this product (not supplied). Refer to Section 1 – Couplings and Fittings for coupling pricing.

Grooved IPS Pipe Fittings

Discharge CBV Outlet
Vibration Isolation Pump Drop

SERIES 383G

Refer to publication 102.13

SERIES 383G – DISCHARGE CBV OUTLET VIBRATION ISOLATION PUMP DROP – ORIGINAL GROOVE SYSTEM (OGS) END CONNECTION

Pipe x Connection	Vertical Connection Configuration		Horizontal Connection Configuration		Price Each
	Approx. Wgt Each *	Part Code †	Approx. Wgt Each *	Part Code †	
inches	lb		lb		Part Code †
4 x 4	76.8	KD65383PG9	81.4	KD65383PG2	\$12426.00
5 x 4	117.6	KE16383PG9	134.5	KE16383PG2	19759.00
6 x 4	161.5	KE79383PG9	180.6	KE79383PG2	24055.50
	150.1	KE98383PG9	174.9	KE98383PG2	22963.00
8 x 4	291.2	KF38383PG9	330.8	KF38383PG2	41149.00
	294.4	KF47383PG9	324.6	KF47383PG2	41242.00
	278.7	KF57383PG9	314.5	KF57383PG2	39479.50
10 x 6	530.9	KF91383PG9	616.8	KF91383PG2	65450.00
	539.6	KF96383PG9	588.4	KF96383PG2	62916.00
12 x 8	724.6	KG35383PG9	836.8	KG35383PG2	107048.50

NOTE: Items listed in shaded areas are non-cancellable and non-returnable.

* Estimated weight using Sch. 40 black carbon steel pipe

† The 1¼" – 18 UNEF female thermometer connection fits most commercially available thermometers with the well removed.

NOTE: A ¾" female NPT thermometer connection is also available. Contact Victaulic for more information.

NOTE: A Victaulic Style 107V Rigid Coupling is required for the installation of this product (not supplied). Refer to Section 1 – Couplings and Fittings for coupling pricing.

Grooved IPS Pipe Fittings

Outlet Fitting

NO. 26/W26

Refer to publication 07.11



NO. 26/W26 OUTLET FITTING – CARBON STEEL STANDARD WEIGHT PAINTED ORANGE

Pipe Nominal Size D	Outlet Size d	Pipe Length L	Number of Outlets	
			1 – 3	4 – 6
inches		ft	Price Each	
2	¾ – 2	2 – 4	+	+
		> 4 – 8	+	+
		> 8 – 12	+	+
		> 12 – 16	+	+
		> 16 – 21	+	+
2½	¾ – 2½	2 – 4	+	+
		> 4 – 8	+	+
		> 8 – 12	+	+
		> 12 – 16	+	+
		> 16 – 21	+	+
3	¾ – 3	2 – 4	+	+
		> 4 – 8	+	+
		> 8 – 12	+	+
		> 12 – 16	+	+
		> 16 – 21	+	+
4	¾ – 4	2 – 4	+	+
		> 4 – 8	+	+
		> 8 – 12	+	+
		> 12 – 16	+	+
		> 16 – 21	+	+
6	¾ – 6	2 – 4	+	+
		> 4 – 8	+	+
		> 8 – 12	+	+
		> 12 – 16	+	+
		> 16 – 21	+	+
8	2 – 8	2 – 4	+	+
		> 4 – 8	+	+
		> 8 – 12	+	+
		> 12 – 16	+	+
		> 16 – 21	+	+
10	4 – 10	2 – 4	+	+
		> 4 – 8	+	+
		> 8 – 12	+	+
		> 12 – 16	+	+
		> 16 – 21	+	+

Pipe Nominal Size D	Outlet Size d	Pipe Length L	Number of Outlets	
			1 – 3	4 – 6
inches		ft	Price Each	
12	4 – 12	8 – 12	+	+
		> 12 – 16	+	+
		> 16 – 21	+	+
14	4 – 14	14 – 16	+	+
		> 16 – 21	+	+
16	4 – 10	14 – 16	+	+
		> 16 – 21	+	+
	12 – 16	14 – 16	+	+
		> 16 – 21	+	+
18	4 – 10	14 – 16	+	+
		> 16 – 21	+	+
	12 – 14	14 – 16	+	+
		> 16 – 21	+	+
	16 – 18	14 – 16	+	+
		> 16 – 21	+	+
20	4 – 10	14 – 16	+	+
		> 16 – 21	+	+
	12 – 14	14 – 16	+	+
		> 16 – 21	+	+
	16 – 20	14 – 16	+	+
		> 16 – 21	+	+
24	4 – 10	14 – 16	+	+
		> 16 – 21	+	+
	12 – 14	14 – 16	+	+
		> 16 – 21	+	+
	16 – 18	14 – 16	+	+
		> 16 – 21	+	+
20 – 24	14 – 16	+	+	
		> 16 – 21	+	+

NOTE: Items listed in shaded areas are non-cancellable and non-returnable.

+ Quoted on application. Contact Victaulic for pricing and availability.

Contact Victaulic for other pipe materials, finishes, or sizes.

NOTE: No. 26/W26 Outlet Fitting available with optional Style 107N Rigid Coupling, Series 761 Vic-300 MasterSeal™ Butterfly Valve, and/or No. 60 Cap. Refer to Section 1 – Couplings and Fittings and/or Section 4 – Valves and Specialties for coupling, valve, and cap pricing.

Please see publication 07.11 for additional dimensions that will be required at time of order.

Grooved IPS Pipe Fittings

Isolation Outlet

STYLE 929

Refer to publication 102.50



STYLE 929 - ISOLATION OUTLET

Nominal Size		Victaulic Part Code	Price Each	
inches				
2	x	$\frac{1}{2}$	CB5792NBE0	+
		$\frac{3}{4}$	CB5992NBE0	+
		1	CB60929BE0	\$929.50
		$1\frac{1}{4}$	CB64929BE0	929.50
		$1\frac{1}{2}$	CB67929BE0	929.50
2½	x	$\frac{1}{2}$	CB94929BE0	982.50
		$\frac{3}{4}$	CB97929BE0	982.50
		1	CC00929BE0	982.50
		$1\frac{1}{4}$	CC01929BE0	982.50
		$1\frac{1}{2}$	CC03929BE0	982.50
3	x	$\frac{1}{2}$	CC36929BE0	1186.00
		$\frac{3}{4}$	CC37929BE0	1186.00
		1	CC38929BE0	1186.00
		$1\frac{1}{4}$	CC39929BE0	1186.00
		$1\frac{1}{2}$	CC40929BE0	1186.00
		2	CC43929BE0	1186.00
4	x	$\frac{1}{2}$	CD19929BE0	1204.00
		$\frac{3}{4}$	CD20929BE0	1204.00
		1	CD22929BE0	1204.00
		$1\frac{1}{4}$	CD24929BE0	1204.00
		$1\frac{1}{2}$	CD25929BE0	1204.00
		2	CD29929BE0	1204.00
6	x	$1\frac{1}{2}$	CE58929BE0	1296.50
		2	CE61929BE0	1296.50
8	x	2	CF30929BE0	1645.00

NOTE: Items listed in shaded areas are non-cancellable and non-returnable.

Grooved IPS Pipe Fittings

Isolation Outlet

STYLE 929D (DIELECTRIC)
Refer to publication 102.50



STYLE 929D – ISOLATION OUTLET

Nominal Size		Victaulic Part Code	Price Each
inches			
2	x 1	1/2	\$1043.50
		3/4	1043.50
		1	1043.50
		1 1/4	1043.50
		1 1/2	1043.50
2 1/2	x 1	1/2	1096.00
		3/4	1096.00
		1	1096.00
		1 1/4	1096.00
3	x 1	1 1/2	1096.00
		1/2	1339.00
		3/4	1339.00
		1	1339.00
		1 1/4	1339.00
4	x 1	1 1/2	1339.00
		2	1339.00
		1/2	1357.00
		3/4	1357.00
		1	1357.00
		1 1/4	1357.00
6	x 2	1 1/2	1357.00
		1 1/2	1451.00
		2	1451.00
8	x 2	CF30929BED	1799.00

NOTE: Items listed in shaded areas are non-cancellable and non-returnable.

Grooved IPS Pipe Fittings

Isolation Outlet

STYLE 429

Refer to publication 102.50



STYLE 429 – ISOLATION OUTLET

Nominal Size		Victaulic Part Code	Price Each
inches			
2	x	$\frac{3}{4}$	\$904.50
		1	904.50
2½	x	$\frac{3}{4}$	951.50
		1	951.50
3	x	$\frac{3}{4}$	1444.00
		1	1444.00
		1½	1444.00
		2	1444.00
4	x	$\frac{3}{4}$	1551.00
		1	1551.00
		1½	1551.00
		2	1551.00
		$\frac{3}{4}$	1762.50
		1	1762.50
6	x	1½	1762.50
		2	1762.50
8	x	$\frac{3}{4}$	2146.00
		1	2146.00
		1½	2146.00
		2	2146.00
10	x	$\frac{3}{4}$	3275.00
		1	3275.00
		1½	3275.00
		2	3275.00

NOTE: Items listed in shaded areas are non-cancellable and non-returnable.

Isolation Outlet

STYLE 629

Refer to publication 102.50



STYLE 629 – ISOLATION OUTLET

Nominal Size		Victaulic Part Code	Price Each
inches			
2½	x	$\frac{3}{4}$	\$1690.00
		1	1690.00
		1½	1690.00
3	x	$\frac{3}{4}$	1729.00
		1	1729.00
		1½	1729.00
4	x	$\frac{3}{4}$	1799.50
		1	1799.50
		1½	1799.50

NOTE: Items listed in shaded areas are non-cancellable and non-returnable.

Grooved IPS Pipe Fittings

Mining Header

STYLE 156

Refer to publication 52.02



STYLE 156 – MINING HEADER

Pipe x Connection	3 Outlet with Grade "E" or "T" Gasket / Valve Seat		4 Outlet with Grade "E" or "T" Gasket / Valve Seat		5 Outlet with Grade "E" or "T" Gasket / Valve Seat		6 Outlet with Grade "E" or "T" Gasket / Valve Seat	
	Approx. Wgt Each	Price Each	Approx. Wgt Each	Price Each	Approx. Wgt Each	Price Each	Approx. Wgt Each	Price Each
inches	lb		lb		lb		lb	
2	35.3	\$5015.50	38.7	\$5375.50	42.5	\$6301.00	45.9	\$6392.00
2½ x 1	43.4	\$5208.50	47.0	\$5574.50	55.4	\$6593.50	58.9	\$6684.00
3	54.7	\$805.50	58.0	\$6565.00	68.1	\$7172.00	71.5	\$7560.50

Style 156 Header is available with 12 or 40 mesh strainer basket (standard). Specify at time of order.

NOTE: Items listed in shaded areas are non-cancellable and non-returnable.

Inline Modular Dual Pump Skid

SERIES 387

Refer to publication 102.87



SERIES 387 – INLINE MODULAR DUAL PUMP SKID

Inline Dual Pump Skid	Approx. Weight Each *	Price Each
	lb	
Series 387A	577.7	+
Series 387B	1647.7	+

Series 387A: For inline pump connection size 3"

Series 387B: For inline pump connection sizes 4 - 10"

* The customer will free issue the pumps to Victaulic to be included in the Series 387 Inline Modular Dual Pump Skid. The weight listed here does not include the pumps.


+ Quoted on application. Contact Victaulic for pricing and availability.

NOTE: Items listed in shaded areas are non-cancellable and non-returnable.

End Suction Modular Dual Pump Skid

SERIES 388

Refer to publication 102.87



SERIES 388 – END SUCTION MODULAR DUAL PUMP SKID

End Suction Dual Pump Skid	Approx. Weight Each *	Price Each
	lb	
Series 388A	614.1	+
Series 388B	1503.7	+

Series 388A: For end suction pump connection sizes 2½ - 3½"

Series 388B: For end suction pump connection sizes 4 - 10"

* The customer will free issue the pumps to Victaulic to be included in the Series 388 End Suction Modular Dual Pump Skid. The weight listed here does not include the pumps.

+ Quoted on application. Contact Victaulic for pricing and availability.

NOTE: Items listed in shaded areas are non-cancellable and non-returnable.

Grooved IPS Pipe Fittings

Rigid OGS Carbon Steel Long Run Fittings

Refer to publication 102.40



No. R10



No. R11



No. R12

RIGID OGS CARBON STEEL LONG RUN FITTINGS

Nom. Size	No. R10			No. R11			No. R12		
	End to End Length	Approx. Wgt. Ea.	Price Each	End to End Length	Approx. Wgt. Ea.	Price Each	End to End Length	Approx. Wgt. Ea.	Price Each
inches	inches	lb	Painted	inches	lb	Painted	inches	lb	Painted
2½	243.90	122.2	\$1766.50	242.40	121.2	\$1766.50	247.65	123.3	\$1871.50
3	244.40	160.2	2128.00	242.65	158.8	2128.00	248.65	162.5	2194.50
4	245.15	228.2	2612.00	243.15	226.7	2612.00	250.15	233.0	2862.00
5	245.65	310.7	3986.00	243.40	307.3	3986.00	251.15	316.8	4548.50
6	246.65	405.4	4919.50	243.65	399.0	4919.50	253.15	413.9	5548.50
8	247.97	615.0	7639.50	244.47	605.5	7639.50	255.72	632.7	9132.00
10	249.20	896.9	12240.50	244.95	871.1	10860.00	258.20	932.6	13013.50
12	250.20	1123.2	13610.50	245.45	1115.9	12345.50	260.20	1182.2	15400.00

RIGID OGS CARBON STEEL LONG RUN FITTINGS

Nom. Size	No. R13			No. R14			No. R15		
	End to End Length	Approx. Wgt. Ea.	Price Each	End to End Length	Approx. Wgt. Ea.	Price Each	End to End Length	Approx. Wgt. Ea.	Price Each
inches	inches	lb	Painted	inches	lb	Painted	inches	lb	Painted
2½	123.90	64.2	\$1363.00	122.40	63.2	\$1363.00	127.65	65.3	\$1468.00
3	124.40	84.2	1631.00	122.65	82.8	1631.00	128.65	86.5	1697.50
4	125.15	120.2	1929.00	123.15	118.7	1929.00	130.15	125.0	2179.00
5	125.65	164.7	2991.50	123.40	161.3	2991.50	131.15	170.8	3555.50
6	126.65	215.4	3594.50	123.65	209.0	3594.50	133.15	223.9	4223.00
8	127.97	330.0	5652.50	124.47	320.5	5652.50	135.72	347.7	7147.00
10	129.20	491.9	9325.50	124.95	466.1	7945.50	138.20	527.6	10099.00
12	130.20	612.2	10298.00	125.45	604.9	9034.00	140.20	671.2	12087.50

NOTE: Items listed in shaded areas are non-cancellable and non-returnable.

Grooved IPS Pipe Fittings

Flexible OGS Carbon Steel Long Run Fittings

Refer to publication 102.40



No. R20



No. R21



No. R22

FLEXIBLE OGS CARBON STEEL LONG RUN FITTINGS

Nom. Size	No. R20			No. R21			No. R22		
	End to End Length	Approx. Wgt. Ea.	Price Each	End to End Length	Approx. Wgt. Ea.	Price Each	End to End Length	Approx. Wgt. Ea.	Price Each
inches	inches	lb	Painted	inches	lb	Painted	inches	lb	Painted
2½	244.00	121.6	\$1847.00	242.50	120.6	\$1847.00	247.75	122.7	\$1951.00
3	244.50	159.6	2123.00	242.75	158.2	2123.00	248.75	161.9	2191.50
4	245.38	226.8	2619.00	243.38	225.3	2619.00	250.38	231.6	2869.00
5	245.88	308.5	4085.50	243.63	305.1	4085.50	251.38	314.6	4649.00
6	246.88	403.5	4956.50	243.88	397.1	4956.50	253.38	412.0	5586.50
8	248.13	609.9	7772.50	244.63	600.4	7772.50	255.88	627.6	9265.50
10	249.13	883.8	12125.00	244.88	858.0	10744.00	258.13	919.5	12896.50
12	250.13	1123.8	13507.00	245.38	1116.5	12243.00	260.13	1182.8	15298.50

FLEXIBLE OGS CARBON STEEL LONG RUN FITTINGS

Nom. Size	No. R23			No. R24			No. R25		
	End to End Length	Approx. Wgt. Ea.	Price Each	End to End Length	Approx. Wgt. Ea.	Price Each	End to End Length	Approx. Wgt. Ea.	Price Each
inches	inches	lb	Painted	inches	lb	Painted	inches	lb	Painted
2½	124.00	63.6	\$1443.00	122.50	62.6	\$1443.00	127.75	64.7	\$1547.00
3	124.50	83.6	1626.50	122.75	82.2	1626.50	128.75	85.9	1694.50
4	125.38	118.8	2619.00	123.38	117.3	2619.00	130.38	123.6	2869.00
5	125.88	162.5	3631.50	123.63	159.1	4085.50	131.38	168.6	4261.50
6	126.88	213.5	3631.50	123.88	207.1	3631.50	133.38	222.0	4261.50
8	128.13	324.9	5785.50	124.63	315.4	5785.50	135.88	342.6	7279.50
10	129.13	478.8	9211.00	124.88	453.0	7829.50	138.13	514.5	9981.00
12	130.13	612.8	10195.50	125.38	605.5	8931.50	140.13	671.8	11987.50

NOTE: Items listed in shaded areas are non-cancellable and non-returnable.

AGS[®] Rigid AGS Carbon Steel Long Run Fittings

Refer to publication 20.40



No. WR10



No. WR11



No. WR12

RIGID AGS CARBON STEEL LONG RUN FITTINGS

Nom. Size	No. WR10			No. WR11			No. WR12		
	End to End Length	Approx. Wgt. Ea.	Price Each	End to End Length	Approx. Wgt. Ea.	Price Each	End to End Length	Approx. Wgt. Ea.	Price Each
inches	inches	lb	Painted	inches	lb	Painted	inches	lb	Painted
14	254.25	1291.8	\$18149.50	246.05	1204.0	\$17092.50	262.25	1243.0	\$19576.50
16	256.25	1497.3	17542.50	246.88	1406.8	15624.00	264.25	1436.0	18441.00
18	258.25	1755.3	29393.00	247.71	1612.0	26612.50	267.25	1764.0	30409.00
20	260.25	1966.0	28206.50	248.53	1819.3	24524.00	270.25	2004.0	30461.00
24	264.25	2407.8	44853.00	250.19	2112.5	39996.50	274.25	2351.7	48986.50

RIGID AGS CARBON STEEL LONG RUN FITTINGS

Nom. Size	No. WR13			No. WR14			No. WR15		
	End to End Length	Approx. Wgt. Ea.	Price Each	End to End Length	Approx. Wgt. Ea.	Price Each	End to End Length	Approx. Wgt. Ea.	Price Each
inches	inches	lb	Painted	inches	lb	Painted	inches	lb	Painted
14	134.25	745.8	\$12585.50	126.05	658.0	\$11528.50	142.25	697.0	\$14012.00
16	136.25	871.3	13171.50	126.88	780.8	11252.50	144.25	810.0	14068.50
18	138.25	1049.3	19986.50	127.71	906.0	17206.50	147.25	1058.0	21003.50
20	140.25	1180.0	20919.50	128.53	1033.3	17236.50	150.25	1218.0	23174.00
24	144.25	1541.8	31736.50	130.19	1246.5	26881.00	154.25	1485.7	35870.50

NOTE: Items listed in shaded areas are non-cancellable and non-returnable.

Grooved IPS Pipe Fittings

AGS Flexible AGS Carbon Steel Long Run Fittings

Refer to publication 20.40



No. WR20



No. WR21



No. WR22

FLEXIBLE AGS CARBON STEEL LONG RUN FITTINGS

Nom. Size	No. WR20			No. WR21			No. WR22		
	End to End Length	Approx. Wgt. Ea.	Price Each	End to End Length	Approx. Wgt. Ea.	Price Each	End to End Length	Approx. Wgt. Ea.	Price Each
inches	inches	lb	Painted	inches	lb	Painted	inches	lb	Painted
14	254.31	1290.8	\$17857.50	246.11	1203.0	\$16801.00	262.31	1242.0	\$19284.50
16	256.31	1494.3	17616.50	246.94	1403.8	15698.50	264.31	1433.0	18515.50
18	258.31	1749.3	29510.50	247.77	1606.0	26732.00	267.31	1758.0	30528.00
20	260.31	1966.0	28291.50	248.59	1819.3	24611.50	270.31	2004.0	30547.00
24	264.31	2398.8	44989.50	250.25	2103.5	40135.00	274.31	2342.7	49123.00

RIGID AGS CARBON STEEL LONG RUN FITTINGS

Nom. Size	No. WR23			No. WR24			No. WR25		
	End to End Length	Approx. Wgt. Ea.	Price Each	End to End Length	Approx. Wgt. Ea.	Price Each	End to End Length	Approx. Wgt. Ea.	Price Each
inches	inches	lb	Painted	inches	lb	Painted	inches	lb	Painted
14	134.31	744.8	\$12292.50	126.11	657.0	\$11235.50	142.31	696.0	\$13719.50
16	136.31	868.3	13245.50	126.94	777.8	11327.00	144.31	807.0	14143.00
18	138.31	1043.3	20104.50	127.77	900.0	17326.00	147.31	1052.0	21120.50
20	140.31	1180.0	21005.50	128.59	1033.3	17325.00	150.31	1218.0	23261.00
24	144.31	1532.8	31873.00	130.25	1237.5	27019.00	154.31	1476.7	36007.00

NOTE: Items listed in shaded areas are non-cancellable and non-returnable.

Grooved IPS Pipe Fittings

Vibration Isolation Air Handling Unit Drop – Supply – Single Coil

SERIES 385A

Refer to publication 102.15



SERIES 385A – VIBRATION ISOLATION AIR HANDLING UNIT DROP – SUPPLY – SINGLE COIL

Pipe x Connection inches	Approx. Weight Each lb	Victaulic Part Code	Price Each
2 x 2	57.9	K020385AE0	\$12161.00
2½ x 2	61.7	KC07385AE0	12692.50
2½ x 2½	70.6	K024385AE0	13333.50
3 x 2½	71.7	KC49385AE0	14321.50
3 x 3	83.4	K030385AE0	15064.50
4 x 3	68.2	KD44385AE0	16650.50
4 x 4	138.9	K040385AE0	18088.50

NOTE: Items listed in shaded areas are non-cancellable and non-returnable.

Vibration Isolation Air Handling Unit Drop – Supply – Double Coil/Double Strainer

SERIES 385B

Refer to publication 102.15



SERIES 385B – VIBRATION ISOLATION AIR HANDLING UNIT DROP – SUPPLY – DOUBLE COIL/DOUBLE STRAINER

Pipe x Connection inches	Approx. Weight Each lb	Victaulic Part Code	Price Each
2½ x 2	164.1	KC07385BE0	\$28906.50
3 x 2	171.1	KC43385BE0	27610.50
3 x 2½	180.8	KC49385BE0	31310.00
4 x 2½	191.5	KD35385BE0	30978.00
4 x 3	248.3	KD44385BE0	34129.00
6 x 4	392.5	KE79385BE0	43462.50

NOTE: Items listed in shaded areas are non-cancellable and non-returnable.

Vibration Isolation Air Handling Unit Drop – Supply – Double Coil/Single Strainer

SERIES 385C

Refer to publication 102.15



SERIES 385C – VIBRATION ISOLATION AIR HANDLING UNIT DROP – SUPPLY – DOUBLE COIL/SINGLE STRAINER

Pipe x Connection inches	Approx. Weight Each lb	Victaulic Part Code	Price Each
2½ x 2	144.1	KC07385CE0	\$23918.50
3 x 2	151.1	KC43385CE0	23887.50
3 x 2½	180.8	KC49385CE0	26497.00
4 x 2½	203.5	KD35385CE0	27893.50
4 x 3	234.3	KD44385CE0	29237.50
6 x 4	382.5	KE79385CE0	40906.50

NOTE: Items listed in shaded areas are non-cancellable and non-returnable.

Grooved IPS Pipe Fittings

Vibration Isolation Air Handling Unit Drop – Return – Single Coil

SERIES 385D

Refer to publication 102.15



SERIES 385D – VIBRATION ISOLATION AIR HANDLING UNIT DROP – RETURN – SINGLE COIL

Pipe x Connection		Approx. Weight Each		Victaulic Part Code	Price Each
inches		lb			
2	x 2		40.0	K020385DE0	\$7139.00
2½	x 2		43.8	KC07385DE0	8318.00
		2½	49.1	K024385DE0	10381.50
3	x 2½		60.6	KC49385DE0	11576.00
		3	60.2	K030385DE0	13987.00
4	x 3		64.3	KD44385DE0	15351.00
		4	105.9	K040385DE0	19539.00

NOTE: Items listed in shaded areas are non-cancellable and non-returnable.

Vibration Isolation Air Handling Unit Drop – Return – Double Coil/ Double Balancing Valve

SERIES 385E

Refer to publication 102.15



SERIES 385E – VIBRATION ISOLATION AIR HANDLING UNIT DROP – RETURN – DOUBLE COIL/DOUBLE BALANCING VALVE

Pipe x Connection		Approx. Weight Each		Victaulic Part Code	Price Each
inches		lb			
2½	x 2		112.2	KC07385EE0	\$18824.50
3	x 2		128.5	KC43385EE0	17654.00
		2½	163.8	KC49385EE0	25201.50
4	x 2½		167.8	KD35385EE0	25093.00
		3	185.7	KD44385EE0	33020.00
6	x 4		326.5	KE79385EE0	46360.50

NOTE: Items listed in shaded areas are non-cancellable and non-returnable.

Vibration Isolation Air Handling Unit Drop – Return – Double Coil/ Single Balancing Valve

SERIES 385F

Refer to publication 102.15



SERIES 385F – VIBRATION ISOLATION AIR HANDLING UNIT DROP – RETURN – DOUBLE COIL/SINGLE BALANCING VALVE

Pipe x Connection		Approx. Weight Each		Victaulic Part Code	Price Each
inches		lb			
2½	x 2		106.2	KC07385FE0	\$18571.00
3	x 2		123.5	KC43385FE0	17405.00
		2½	150.8	KC49385FE0	23198.50
4	x 2½		169.4	KD35385FE0	23568.00
		3	185.7	KD44385FE0	26056.50
6	x 4		317.5	KE79385FE0	41466.00

NOTE: Items listed in shaded areas are non-cancellable and non-returnable.

Grooved IPS Pipe Fittings

Low Profile Vibration Isolation Air Handling Unit Drop – Supply – Single Coil

SERIES 385G

Refer to publication 102.15



SERIES 385G – LOW PROFILE VIBRATION ISOLATION AIR HANDLING UNIT DROP – SUPPLY – SINGLE COIL

Pipe x Connection		Approx. Weight Each		Victaulic Part Code	Price Each
inches		lb			
2	x 2	51.9		K020385GE0	\$11037.50
2½	x 2	63.6		KC07385GE0	11164.50
		58.4		K024385GE0	12447.50
3	x 2½	84.1		KC49385GE0	12963.50
		80.2		K030385GE0	13610.50
4	x 3	126.2		KD44385GE0	14726.00
		133.8		K040385GE0	16090.00

NOTE: Items listed in shaded areas are non-cancellable and non-returnable.

Low Profile Vibration Isolation Air Handling Unit Drop – Supply – Double Coil/Single Strainer

SERIES 385H

Refer to publication 102.15



SERIES 385H – LOW PROFILE VIBRATION ISOLATION AIR HANDLING UNIT DROP – DOUBLE COIL/SINGLE STRAINER

Pipe x Connection		Approx. Weight Each		Victaulic Part Code	Price Each
inches		lb			
2½	x 2	72.5		KC07385HE0	\$14032.50
3	x 2	89.0		KC43385HE0	14968.50
		94.1		KC49385HE0	15532.50
4	x 2½	133.6		KD35385HE0	17564.00
		139.2		KD44385HE0	18265.00
6	x 4	251.3		KE79385HE0	29023.00

NOTE: Items listed in shaded areas are non-cancellable and non-returnable.

Low Profile Vibration Isolation Air Handling Unit Drop – Return – Single Coil

SERIES 385I

Refer to publication 102.15



SERIES 385I – LOW PROFILE VIBRATION ISOLATION AIR HANDLING UNIT DROP – RETURN – SINGLE COIL

Pipe x Connection		Approx. Weight Each		Victaulic Part Code	Price Each
inches		lb			
2	x 2	29.2		K020385IE0	\$5620.00
2½	x 2	45.4		KC07385IE0	8808.50
		43.1		K024385IE0	9173.50
3	x 2½	64.8		KC49385IE0	12135.00
		61.7		K030385IE0	12782.50
4	x 3	96.5		KD44385IE0	16334.50
		96.9		K040385IE0	17177.50

NOTE: Items listed in shaded areas are non-cancellable and non-returnable.

Grooved IPS Pipe Fittings

Low Profile Vibration Isolation Air Handling Unit Drop – Return – Double Coil/Single Balancing Valve

SERIES 385J

Refer to publication 102.15



SERIES 385J – LOW PROFILE VIBRATION ISOLATION AIR HANDLING UNIT DROP – DOUBLE COIL/SINGLE BALANCING VALVE

Pipe x Connection inches	Approx. Weight Each		Victaulic Part Code	Price Each
		lb		
2½ x 2		52.7	KC07385JE0	\$9396.00
3 x 2		72.9	KC43385JE0	14874.50
	2½	73.4	KC49385JE0	15531.50
4 x 2½		98.5	KD35385JE0	19975.00
	3	103.9	KD44385JE0	20186.00
6 x 4		208.3	KE79385JE0	41446.00

NOTE: Items listed in shaded areas are non-cancellable and non-returnable.

Grooved IPS Pipe Fittings

Pressure Reducing Valve (PRV) Stations

SERIES 386

Refer to publication 102.16



SERIES 386A SINGLE STAGE PRV STATION WITH LOW-FLOW BYPASS

Primary x Low-Flow Bypass		Approx. Weight Each	Victaulic Part Code	Price Each
inches		lb		
2	x 1½	262.0	KB67386AEB	\$41606.50
2½	x 1½	277.0	KC03386AEB	42613.00
3	x 1½	324.0	KC40386AEB	47936.50
		2	KC43386AEB	48341.00
4	x 1½	406.0	KD25386AEB	53808.50
		2	KD29386AEB	53807.00
		3	KD44386AEB	60608.50
6	x 2	609.0	KE61386AEB	77532.00

SERIES 386B TWO STAGE PRV STATION WITH LOW-FLOW BYPASS

Primary x Low-Flow Bypass		Approx. Weight Each	Victaulic Part Code	Price Each
inches		lb		
2	x 1½	304.0	KB67386BEB	\$52326.00
2½	x 1½	324.0	KC03386BEB	54837.00
3	x 1½	395.0	KC40386BEB	59247.50
		2	KC43386BEB	59753.50
4	x 1½	493.0	KD25386BEB	66833.00
		2	KD29386BEB	66933.50
6	x 2	786.0	KE61386BEB	98445.50

NOTE: Items listed in shaded areas are non-cancellable and non-returnable.

Pressure Reducing Valve (PRV) Stations

SERIES 386

Refer to publication 102.16



SERIES 386C SINGLE STAGE PRV STATION WITH LOW-FLOW BYPASS AND "WATCHDOG" COMBINATION

Primary x Low-Flow Bypass		Approx. Weight Each	Victaulic Part Code	Price Each
inches		lb		
2	x 1½	288.0	KB67386CEB	\$62195.00
2½	x 1½	312.0	KC03386CEB	64677.00
3	x 1½	370.0	KC40386CEB	70041.50
		2	KC43386CEB	70529.50
4	x 1½	501.0	KD25386CEB	77440.50
		2	KD29386CEB	77522.50
6	x 2	777.0	KE61386CEB	108769.50

SERIES 386D TWO STAGE PRV STATION WITH LOW-FLOW BYPASS AND "WATCHDOG" COMBINATION

Primary x Low-Flow Bypass		Approx. Weight Each	Victaulic Part Code	Price Each
inches		lb		
2	x 1½	343.0	KB67386DEB	\$73636.00
2½	x 1½	451.0	KC03386DEB	76706.00
3	x 1½	460.0	KC40386DEB	82073.00
		2	KC43386DEB	82674.50
4	x 1½	604.0	KD25386DEB	91205.50
		2	KD29386DEB	91401.50
6	x 2	954.0	KE61386DEB	130417.50

NOTE: Items listed in shaded areas are non-cancellable and non-returnable.

Grooved IPS Pipe Fittings

Pressure Reducing Valve (PRV) Stations

SERIES 386

Refer to publication 102.16



SERIES 386E SINGLE STAGE PRV STATION WITH LOW-FLOW BYPASS, REDUNDANT BRANCH AND EXCESSIVE PRESSURE SHUT-OFF VALVE

Primary x Low-Flow Bypass inches	Approx. Weight Each lb	Victaulic Part Code	Price Each
2 x 1½	444.0	KB67386EEB	\$85814.00
2½ x 1½	480.0	KC03386EEB	91860.50
3 x 1½	633.0	KC40386EEB	102825.00
2	640.0	KC43386EEB	103127.00
4 x 1½	879.0	KD25386EEB	119192.50
2	885.0	KD29386EEB	119087.50
6 x 2	+	+	+

SERIES 386F TWO STAGE PRV STATION WITH LOW-FLOW BYPASS, REDUNDANT BRANCH AND EXCESSIVE PRESSURE SHUT-OFF VALVE

Primary x Low-Flow Bypass inches	Approx. Weight Each lb	Victaulic Part Code	Price Each
2 x 1½	538.0	KB67386FEB	\$102630.50
2½ x 1½	572.0	KC03386FEB	109595.00
3 x 1½	761.0	KC40386FEB	120909.50
2	775.0	KC43386FEB	121313.00
4 x 1½	1069.0	KD25386FEB	140763.50
2	1080.0	KD29386FEB	140761.00
6 x 2	+	+	+

+ Quoted on application. Contact Victaulic for pricing and availability.

NOTE: Items listed in shaded areas are non-cancellable and non-returnable.

Grooved IPS Pipe Fittings

Single Branch
Pressure Reducing
Valve (PRV) Station
with Integral Low-Flow
Bypass

SERIES 386-SB

Refer to publication 102.17



SERIES 386A-SB SINGLE STAGE, SINGLE BRANCH PRV STATION WITH INTEGRAL LOW-FLOW BYPASS

Nominal Size	Approx. Weight Each	Victaulic Part Code	Price Each
inches	lb		
1½	57.1	K014386AES	\$17643.50
2	72.8	K020386AES	18075.50
2½	87.3	K024386AES	21439.50
3	125.4	K030386AES	24372.50
4	205.8	K040386AES	29677.00
6	308.4	K060386AES	43825.00

SERIES 386B-SB TWO STAGE, SINGLE BRANCH PRV STATION WITH INTEGRAL LOW-FLOW BYPASS

Nominal Size	Approx. Weight Each	Victaulic Part Code	Price Each
inches	lb		
1½	71.0	K014386BES	\$23897.50
2	95.3	K020386BES	26226.00
2½	114.8	K024386BES	30367.50
3	198.7	K030386BES	31317.00
4	335.3	K040386BES	38820.50
6	548.7	K060386BES	61941.00

SERIES 386C-SB SINGLE STAGE, SINGLE BRANCH PRV STATION WITH INTEGRAL LOW-FLOW BYPASS & "WATCHDOG" COMBINATION

Nominal Size	Approx. Weight Each	Victaulic Part Code	Price Each
inches	lb		
1½	65.2	K014386CES	\$29721.00
2	82.9	K020386CES	30238.00
2½	101.2	K024386CES	34120.00
3	146.1	K030386CES	38391.00
4	246.8	K040386CES	45463.50
6	442.6	K060386CES	68583.00

SERIES 386D-SB TWO STAGE, SINGLE BRANCH PRV STATION WITH INTEGRAL LOW-FLOW BYPASS & "WATCHDOG" COMBINATION

Nominal Size	Approx. Weight Each	Victaulic Part Code	Price Each
inches	lb		
1½	86.7	K014386DES	\$35975.00
2	110.1	K020386DES	38391.00
2½	131.8	K024386DES	43049.00
3	199.7	K030386DES	45292.00
4	336.4	K040386DES	59007.50
6	616.7	K060386DES	86699.00

NOTE: Items listed in shaded areas are non-cancellable and non-returnable.

Grooved IPS Pipe Fittings

Vertical Pressure Reducing Valve (PRV) Station

SERIES 386-V

Refer to publication 102.19



SERIES 386A-V SINGLE STAGE VERTICAL PRV STATION WITH LOW-FLOW BYPASS

Primary x Low-Flow Bypass		Approx. Weight Each	Victaulic Part Code	Price Each
inches		lb		
2	x 1½	295.6	KB67386AEV	\$41606.50
2½	x 1½	316.3	KC03386AEV	42613.00
3	x 1½	350.9	KC40386AEV	47936.50
	2	378.4	KC43386AEV	48341.00
4	x 1½	514.5	KD25386AEV	53808.50
	2	532.0	KD29386AEV	53807.00
	3	588.3	KD44386AEV	60608.50

SERIES 386B-V TWO STAGE VERTICAL PRV STATION WITH LOW-FLOW BYPASS

Primary x Low-Flow Bypass		Approx. Weight Each	Victaulic Part Code	Price Each
inches		lb		
2	x 1½	345.5	KB67386BEV	\$52326.00
2½	x 1½	371.4	KC03386BEV	54837.00
3	x 1½	428.9	KC40386BEV	59247.50
	2	459.9	KC43386BEV	59753.50
4	x 1½	626.4	KD25386BEV	66833.00
	2	647.7	KD29386BEV	66933.50

SERIES 386C-V SINGLE STAGE VERTICAL PRV STATION WITH LOW-FLOW BYPASS & "WATCHDOG" COMBINATION

Primary x Low-Flow Bypass		Approx. Weight Each	Victaulic Part Code	Price Each
inches		lb		
2	x 1½	309.6	KB67386CEV	\$62195.00
2½	x 1½	330.4	KC03386CEV	64677.00
3	x 1½	377.7	KC40386CEV	70041.50
	2	408.8	KC43386CEV	70529.50
4	x 1½	494.6	KD25386CEV	77440.50
	2	516.4	KD29386CEV	77522.50

SERIES 386D-V TWO STAGE VERTICAL PRV STATION WITH LOW-FLOW BYPASS & "WATCHDOG" COMBINATION

Primary x Low-Flow Bypass		Approx. Weight Each	Victaulic Part Code	Price Each
inches		lb		
2	x 1½	361.2	KB67386DEV	\$73636.00
2½	x 1½	388.2	KC03386DEV	76706.00
3	x 1½	455.9	KC40386DEV	82073.00
	2	491.0	KC43386DEV	82674.50

NOTE: Items listed in shaded areas are non-cancellable and non-returnable.

Hole Cut Products



Hole Cut Products

Mechanical-T Outlet

STYLES 920/920N

Refer to publication 11.02



Style 920 Female



STYLE 920 – FEMALE THREADED BRANCH

Size inches Run x Brch.	Style Number	Approx. Wgt. Ea. lb	COMPLETE MECHANICAL-T Female Threaded Branch †		Spare Parts		
			Price Each		Bolts & Nuts Size inches	Standard Grade "E" or "T" Gaskets	
			Painted	Galv.			
2	x 1/2	920N	3.1	\$181.50	\$226.50	1/2 x 2 3/4	\$41.50
	3/4	920N	3.1	181.50	226.50	1/2 x 2 3/4	41.50
	1	920N	3.0	181.50	226.50	1/2 x 2 3/4	41.50
	1 1/4	920N	3.5	209.00	257.00	1/2 x 2 3/4	48.50
	1 1/2	920N	3.6	209.00	257.00	1/2 x 2 3/4	48.50
2 1/2	x 1/2	920N	3.0	181.50	226.50	1/2 x 2 3/4	41.50
	3/4	920N	3.0	181.50	226.50	1/2 x 2 3/4	41.50
	1	920N	2.9	181.50	226.50	1/2 x 2 3/4	41.50
	1 1/4	920N	3.5	253.00	306.50	1/2 x 3 1/4	48.50
	1 1/2	920N	3.6	253.00	306.50	1/2 x 3	48.50
3	x 1/2	920N	3.4	209.00	253.00	1/2 x 2 3/4	41.50
	3/4	920N	3.4	209.00	253.00	1/2 x 2 3/4	41.50
	1	920N	3.3	209.00	253.00	1/2 x 2 3/4	41.50
	1 1/4 §	920N	3.8	261.00	325.50	1/2 x 2 3/4	48.50
	1 1/2 §	920N	4.1	261.00	325.50	1/2 x 2 3/4	48.50
	2 §	920N	4.9	301.00	372.00	1/2 x 3 1/4	48.50
4	x 1/2	920N	3.7	260.00	310.50	1/2 x 2 3/4	41.50
	3/4	920N	3.7	260.00	310.50	1/2 x 2 3/4	41.50
	1	920N	3.6	260.00	310.50	1/2 x 2 3/4	41.50
	1 1/4	920N	4.0	303.50	359.50	1/2 x 2 3/4	48.50
	1 1/2	920N	4.2	315.50	396.50	1/2 x 2 3/4	48.50
	2	920N	5.0	315.50	400.00	1/2 x 2 3/4	48.50
	2 1/2	920	5.8	329.50	425.00	1 x 2 3/4	52.50
5	x 1 1/2	920	7.7	384.00	487.00	5/8 x 4 3/4	48.50
	2	920	8.2	384.00	487.00	5/8 x 4 3/4	48.50
	2 1/2	920	8.3	405.00	516.00	5/8 x 4 3/4	52.50
	3	920	8.4	431.50	552.50	5/8 x 4 3/4	58.00
	6	x 1 1/4	920N	4.8	393.50	503.00	1/2 x 2 3/4
1 1/2		920N	5.1	393.50	503.00	1/2 x 2 3/4	48.50
2		920N	5.6	393.50	503.00	1/2 x 2 3/4	48.50
2 1/2		920	7.6	424.00	547.50	5/8 x 4 3/4	52.50
3		920	8.4	450.50	577.00	5/8 x 4 3/4	58.00
4		920	10.1	499.50	647.50	5/8 x 4 3/4	76.00
8	x 2	920	11.6	686.00	862.50	3/4 x 4 1/4	55.00
	2 1/2	920	11.6	686.00	862.50	3/4 x 4 1/4	55.00
	3	920	12.6	722.50	914.50	3/4 x 4 1/4	58.00
	4	920	15.3	744.00	958.50	3/4 x 4 1/4	76.00

NOTE: Items listed in shaded areas are non-cancellable and non-returnable.

Victaulic Hole Cutting Tool available, designed specifically for cutting holes to receive Mechanical-T outlet. See Section 17 – Pipe Preparation Tools for more information.

† Some sizes of the Mechanical-T outlets are available with British Standard Pipe Threads (BSPT) female threaded outlets. Contact Victaulic for details.

§ Requires 1/2 x 3 1/4" bolts when used in cross configuration.

Hole Cut Products

Carbon Steel Mechanical-T Outlet

STYLE L920N

SA352 Grade LCC

Refer to publication 51.01



Style L920N – Female Threaded

STYLE L920N – FEMALE THREADED BRANCH, TYPE 316 STAINLESS STEEL HARDWARE

Size		MECHANICAL-T Outlet – Style L920N		
inches Run x Branch	Approx. Wgt. Ea. lb	Price Each		
		Painted	Galv.	
2 x 1/2	3.3	\$608.00	\$692.50	
	3.1	627.00	695.00	
	3.0	634.50	702.50	
3 x 3/4	3.4	639.50	710.50	
	3.3	647.50	718.00	
4 x 1/2	3.7	647.50	720.00	
	3.7	649.00	723.00	
	3.7	657.50	730.00	
6 x 3/4	5.1	758.00	845.00	
	5.7	781.50	874.00	
	6.5	781.50	874.00	
8 x 3/4	11.6	1202.00	1348.50	
	11.3	1249.00	1406.50	
10 x 3/4	16.5	1355.00	1532.50	
	15.2	1415.00	1566.00	
12 x 3/4	19.4	1589.50	1802.00	
	20.5	1613.00	1833.00	
14 x 3/4	24.2	2069.00	2343.50	
	24.2	2097.50	2373.00	
16 x 3/4	26.6	2186.50	2479.00	

NOTE: Items listed in shaded areas are non-cancellable and non-returnable.

Hole Cut Products

Mechanical-T Outlet

STYLES 920/920N

Refer to publication 11.02



Style 920 Grooved



STYLE 920 – GROOVED BRANCH

Size inches Run x Branch	Style Number	COMPLETE MECHANICAL-T Grooved Branch				Spare Parts	
		Approx. Wgt. Ea. lb	Price Each		Bolts & Nuts Size inches	Standard Grade "E" or "T" Gaskets	
Painted	Galv.						
2 x 1	920N	-	-	-	-	\$41.50	
	920N	3.2	\$209.00	\$257.00	1/2 x 2 3/4	48.50	
	920N	3.2	209.00	257.00	1/2 x 2 3/4	48.50	
2 1/2 x 1	920N	-	-	-	-	41.50	
	920N	3.2	253.00	306.50	1/2 x 3 1/4	48.50	
	920N	3.3	253.00	306.50	1/2 x 3	48.50	
3 x 1	920N	-	+	+	-	41.50	
	920N	3.7	261.00	325.50	1/2 x 2 3/4	48.50	
	920N	3.8	261.00	325.50	1/2 x 2 3/4	48.50	
	920N	4.6	301.00	372.00	1/2 x 3 1/4	48.50	
3 1/2 x 2	920N	3.8	1152.00	1438.00	1/2 x 2 3/4	48.50	
4 x 1	920N	1.6	+	+	-	41.50	
	920N	3.6	303.50	359.50	1/2 x 2 3/4	48.50	
	920N	3.9	315.50	396.50	1/2 x 2 3/4	48.50	
	920N	4.6	315.50	400.00	1/2 x 2 3/4	48.50	
	920	5.0	329.50	425.00	1/2 x 2 3/4	52.50	
	920	6.4	350.50	448.50	1/2 x 3 1/4	58.00	
5 x 1 1/2	920	7.6	384.00	487.00	5/8 x 4 3/4	48.50	
	920	8.0	384.00	487.00	5/8 x 4 3/4	48.50	
	920	7.9	405.00	516.00	5/8 x 4 3/4	52.50	
	920	8.8	431.50	552.50	5/8 x 4 3/4	58.00	
6 x 1 1/4	920N	4.8	393.50	503.00	1/2 x 2 3/4	48.50	
	920N	5.1	393.50	503.00	1/2 x 2 3/4	48.50	
	920N	5.6	393.50	503.00	1/2 x 2 3/4	48.50	
	920	7.6	431.50	547.50	5/8 x 4 3/4	52.50	
	920	8.4	450.50	577.00	5/8 x 4 3/4	58.00	
	920	10.1	499.50	647.50	5/8 x 4 3/4	76.00	
8 x 2	920	11.6	686.00	862.50	3/4 x 4 1/4	55.00	
	920	11.6	686.00	862.50	3/4 x 4 1/4	55.00	
	920	11.6	722.50	914.50	3/4 x 4 1/4	58.00	
	920	12.5	744.00	958.50	3/4 x 4 1/4	76.00	

NOTE: Items listed in shaded areas are non-cancellable and non-returnable.

Victaulic Hole Cutting Tool available, designed specifically for cutting holes to receive Mechanical-T outlet. See Section 17 – Pipe Preparation Tools for more information.

§ Requires 1/2 x 3 1/4" bolts when used in cross configuration.

Hole Cut Products

Mechanical-T Cross

STYLE 920/920N *

Refer to publication 11.03



The following combinations of *Mechanical-T* Crosses can be achieved with the use of two *Mechanical-T* Upper Housings of the same run size and the same or different outlet size. Most sizes of *Mechanical-T* outlets are available with either grooved or female threaded outlets. Your choice must be specified on each order.

STYLES 920/920N – MECHANICAL-T CROSS

Nominal Size inches				Style		COMPLETE <i>MECHANICAL-T</i> Cross with “E” or “T” Gasket †			
Run x Branch				Number		Painted	Galv.		
		A	B						
2	x	2	x	1/2	x	1/2	920N	\$282.50	\$360.50
				1/2	x	3/4	920N	322.50	411.00
				1/2	x	1	920N	282.50	360.50
				1/2	x	1 1/4	920N	322.50	411.00
				1/2	x	1 1/2	920N	322.50	411.00
				3/4	x	3/4	920N	282.50	411.00
				3/4	x	1	920N	282.50	360.50
				3/4	x	1 1/4	920N	322.50	411.00
				3/4	x	1 1/2	920N	322.50	411.00
				1	x	1	920N	282.50	360.50
				1	x	1 1/4	920N	322.50	411.00
				1	x	1 1/2	920N	322.50	411.00
				1 1/4	x	1 1/4	920N	322.50	411.00
				1 1/2	x	1 1/4	920N	322.50	411.00
1 1/2	x	1 1/2	920N	322.50	411.00				
2 1/2	x	2 1/2	x	1/2	x	1/2	920N	282.50	360.50
				1/2	x	3/4	920N	282.50	360.50
				1/2	x	1	920N	282.50	360.50
				1/2	x	1 1/4	920N	386.00	498.50
				1/2	x	1 1/2	920N	386.00	529.00
				3/4	x	3/4	920N	282.50	360.50
				3/4	x	1	920N	282.50	360.50
				3/4	x	1 1/4	920N	386.00	498.50
				3/4	x	1 1/2	920N	386.00	529.00
				1	x	1	920N	282.50	360.50
				1	x	1 1/4	920N	386.00	498.50
				1	x	1 1/2	920N	386.00	498.50
				1 1/4	x	1	920N	386.00	+
				1 1/4	x	1 1/4	920N	386.00	498.50
1 1/2	x	1	920N	386.00	+				
1 1/2	x	1 1/4	920N	386.00	498.50				
1 1/2	x	1 1/2	920N	386.00	411.00				
3	x	3	x	1/2	x	1/2	920N	315.50	405.00
				1/2	x	3/4	920N	315.50	405.00
				1/2	x	1	920N	386.00	480.50
				1/2	x	1 1/4 §	920N	386.00	480.50
				1/2	x	1 1/2 §	920N	386.00	480.50
				1/2	x	2 §	920N	445.50	550.00

* Style 920 and Style 920N housings cannot be mated to achieve cross connections. Refer to publication 11.03, or contact Victaulic for details.

‡ Available grooved only.

NOTE: Items listed in shaded areas are non-cancellable and non-returnable.

† Some sizes of the Mechanical-T outlets are available with British Standard Pipe Threads (BSPT) female threaded outlets. Contact Victaulic for details.

§ Requires 1/2 x 3 1/4” bolts when used in cross configuration.

+ Quoted on application. Contact Victaulic for pricing and availability.

Hole Cut Products

Nominal Size inches				Style		COMPLETE MECHANICAL-T Cross with "E" or "T" Gasket †			
Run x Branch				Number		Painted	Galv.		
		A	B						
3	x	3	x	3/4	x	3/4	920N	\$315.50	\$405.00
				3/4	x	1	920N	386.00	480.50
				3/4	x	1 1/4	920N	386.00	480.50
				3/4	x	1 1/2	920N	386.00	480.50
				3/4	x	2	920N	445.50	550.00
				1	x	1	920N	315.50	405.00
				1	x	1 1/4	920N	386.00	480.50
				1	x	1 1/2	920N	386.00	480.50
				1	x	2	920N	445.50	550.00
				1 1/4	x	1 1/4 §	920N	386.00	480.50
				1 1/2	x	1 1/4 §	920N	386.00	480.50
				1 1/2	x	1 1/2 §	920N	386.00	480.50
				2	x	1 1/4 §	920N	445.50	501.00
				2	x	1 1/2	920N	445.50	550.00
				2	x	2 §	920N	445.50	550.00
				4	x	4	x	1/2	x
1/2	x	3/4	920N					386.00	500.00
1/2	x	1	920N					386.00	500.00
1/2	x	1 1/4	920N					466.50	585.50
1/2	x	1 1/2	920N					466.50	585.50
1/2	x	2	920N					500.00	588.00
3/4	x	3/4	920N					386.00	500.00
3/4	x	1	920N					386.00	500.00
3/4	x	1 1/4	920N					466.50	585.50
3/4	x	1 1/2	920N					466.50	585.50
3/4	x	2	920N					500.00	588.00
1	x	1	920N					386.00	500.00
1	x	1 1/4	920N					466.50	588.00
1	x	1 1/2	920N					500.00	585.50
1	x	2	920N					500.00	588.00
1 1/4	x	1 1/4	920N					466.50	585.50
1 1/2	x	1 1/4	920N					466.50	585.50
1 1/2	x	1 1/2	920N					466.50	585.50
2	x	1 1/4	920N					500.00	588.00
2	x	1 1/2	920N					500.00	588.00
2	x	2	920N	500.00	588.00				
2 1/2	x	2 1/2	920	500.00	633.50				
3	x	2 1/2	920	520.00	672.00				
3	x	3	920	520.00	672.00				

* Style 920 and Style 920N housings cannot be mated to achieve cross connections. Refer to publication 11.03, or contact Victaulic for details.

‡ Available grooved only.

NOTE: Items listed in shaded areas are non-cancellable and non-returnable.

† Some sizes of the Mechanical-T outlets are available with British Standard Pipe Threads (BSPT) female threaded outlets. Contact Victaulic for details.

§ Requires 1/2 x 3/4" bolts when used in cross configuration.

Hole Cut Products

Nominal Size inches				Style		COMPLETE MECHANICAL-T Cross with "E" or "T" Gasket †			
Run x Branch				Number		Painted	Galv.		
		A	B						
5	x	5	x	1½	x	1½	920	\$571.00	\$722.50
				2	x	1½	920	600.50	722.50
				2	x	2	920	571.00	722.50
				2½	x	1½	920	600.50	763.50
				2½	x	2	920	600.50	763.50
				2½	x	2½	920	600.50	763.50
				3	x	1½	920	642.50	821.00
				3	x	2	920	642.50	821.00
				3	x	2½	920	642.50	821.00
				3	x	3	920	642.50	821.00
6	x	6	x	1¼ ‡	x	1¼ ‡	920N	584.50	749.00
				1½	x	1¼ ‡	920N	584.50	749.00
				1½	x	1½	920N	584.50	749.00
				2	x	1½	920N	584.50	749.00
				2	x	2	920N	608.00	808.00
				2½	x	2½	920	626.00	808.00
				3	x	2½	920	668.00	856.00
				3	x	3	920	668.00	856.00
				4	x	2½	920	739.00	958.50
				4	x	3	920	739.00	958.50
8	x	8	x	2	x	2	920	1021.50	1286.50
				2½	x	2	920	1021.50	1286.50
				2½	x	2½	920	1021.50	1286.50
				3	x	2½	920	1073.50	1365.00
				3	x	3	920	1073.50	1365.00
				4	x	2½	920	1111.00	1435.50
				4	x	3	920	1111.00	1435.50
				4	x	4	920	1111.00	1435.50

* Style 920 and Style 920N housings cannot be mated to achieve cross connections. Refer to publication 11.03, or contact Victaulic for details.

‡ Available grooved only.

NOTE: Items listed in shaded areas are non-cancellable and non-returnable.

† Some sizes of the Mechanical-T outlets are available with British Standard Pipe Threads (BSPT) female threaded outlets. Contact Victaulic for details.

§ Requires ½ x 3¼" bolts when used in cross configuration.

Hole Cut Products

Strapless Outlet

STYLE 923

Refer to publication 11.05



4 – 8"



10" and larger



STRAPLESS OUTLET – WITH GRADE “E” GASKET

Nominal Size	COMPLETE STRAPLESS OUTLET With “E” or “T” Gasket	
	NPT IPS Outlet	
inches	Approx. Wgt. Per Unit lb	Price Per Unit
4 – 8 x 1/2	1.9	\$445.50
4 – 8 x 3/4	1.6	475.00
10 and larger x 1/2	1.9	445.50
10 and larger x 3/4	1.6	475.00

Strapless Thermometer Outlet

STYLE 924

Refer to publication 11.06



4 – 8"



10" and larger

STRAPLESS THERMOMETER OUTLET – WITH GRADE “E” GASKET

Nominal Size	COMPLETE THERMOMETER OUTLET * With “E” Gasket	
	Approx. Wgt. Per Unit lb	Price Per Unit
4 – 8 for 6 Stem #	2.4	\$666.00
10 and larger for 6 Stem #	2.3	666.00

* Available with Grade “T” Gasket. Contact Victaulic for details.

Style 924 strapless thermometer outlet is internally threaded to 3/4" female NPT or 1 1/4 – 18 UNEF female.

Hole Cut Products

Mechanical-T Spigot

For information on Style 926 *Mechanical-T* Spigot, see Section 10 – HDPE Products

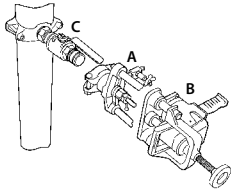
STYLE 926

For use with HDPE, steel, or ductile iron pipe.

Refer to publication 11.07



Vic-Tap II



* Parts A and B are designed for use with Style 931 *Vic-Tap II* *Mechanical-T* units; (Part C) for tapping into systems under pressure up to 500 psi.

Part "A" Includes drill guide base with extended shaft, arbor, pilot drill, 2 $\frac{3}{8}$ " hole saw, packing gland and HP-70 Rigid Coupling for connection to Vic-Tap II.

Part "B" Includes drill motor with ground fault interrupt and clip-on feed wheel assembly.

Part "C" Vic-Tap II with 2 $\frac{1}{2}$ " full port ball valve factory mounted. Available in sizes 4 x 2 $\frac{1}{2}$ ", 5 x 2 $\frac{1}{2}$ ", 6 x 2 $\frac{1}{2}$ ", and 8 x 2 $\frac{1}{2}$ ". Available for purchase only (parts not sold separately).

* Parts A & B can be purchased separately.

Refer to Section 17 – Pipe Preparation Tools for prices and where to call for purchase information.

Valves and Specialties



Grooved IPS Pipe Valves

Grooved IPS Valves

Vic-300 MasterSeal™
Butterfly Valve

SERIES 761



Gear Operator

10-Position Handle with Memory Stop

Ordering Information

Product, body material and disc/stem are standard as listed below. Please specify size, seat, and operator when ordering. Please see the next page for numbering chart information.

For power actuation, contact Victaulic for your nearest authorized valve actuation center.

Refer to publication 08.20.

Size	2" (020)	2½" (024)	3" (030)	4" (040)	5" (050)	6" (060)	8" (080)	10" (100)	12" (120)
Bare Valve (Ductile Iron Electroless Nickel Coated Disc)	\$1177.50	\$1532.50	\$1618.50	\$2006.00	\$3866.50	\$4048.00	\$5389.00	\$7617.00	\$8636.50
PRICE OF VALVE COMPLETE WITH OPERATOR									
DUCTILE IRON 10-POSITION OPERATOR									
"E" or "T" Seat 10-Position Handle with Memory Stop	\$1554.00	\$1914.50	\$1997.50	\$2383.00	\$4243.50	\$4480.50	\$5824.00	\$9559.50	\$10577.00
10-Position Handle with Memory Stop "O"	2218.00	2569.50	2851.00	3179.50	6096.00	6244.50	8023.00	12672.50	+
10-Position - Tamper Proof with "E" or "T" Seat	1789.50	2148.50	2230.00	2620.50	4478.50	4715.00	6056.50	-	-
STAINLESS STEEL TRIM 10-POSITION OPERATOR									
"E" or "T" Seat 10-Position Handle with Memory Stop	\$2692.50	\$2811.50	\$3031.50	\$3638.00	\$7324.50	\$7830.00	\$11595.50	\$19365.00	\$22226.50
10-Position Handle with Memory Stop "O"	3303.00	3757.50	4915.00	5497.50	10280.50	11004.50	12946.00	+	+
10-Position - Tamper Proof with "E" or "T" Seat	3218.50	3390.50	3460.50	3688.00	6683.50	7255.00	12024.00	-	-
ALUMINUM BRONZE TRIM 10-POSITION OPERATOR									
"E" or "T" Seat 10-Position Handle with Memory Stop	\$2254.50	\$2605.50	\$3237.00	\$3390.50	\$6177.50	\$7311.00	-	-	-
10-Position Handle with Memory Stop "O"	+	+	+	+	+	+	-	-	-
10-Position - Tamper Proof with "E" or "T" Seat	+	+	+	+	+	+	-	-	-

NOTE: Items listed in shaded areas are non-cancellable and non-returnable.

+ Quoted on application. Contact Victaulic for pricing and availability.

Grooved IPS Pipe Valves

Size	2" (020)	2½" (024)	3" (030)	4" (040)	5" (050)	6" (060)	8" (080)	10" (100)	12" (120)
ALUMINUM GEAR OPERATOR WITH DUCTILE IRON DISC									
Gear Operator with "E" or "T" Seat	\$2835.50	\$3192.00	\$3275.50	\$3665.50	\$5523.00	\$5706.00	\$7052.00	\$9348.00	\$10364.50
Gear Operator with "O" Seat	3000.00	3343.00	3494.00	3956.00	5896.50	7231.50	9575.00	12458.50	13903.50
Gear Operator with Memory Stop "E" or "T"	3178.00	3536.50	3617.00	4007.00	5864.00	6134.00	7475.50	9951.00	10965.50
Gear Operator with Chain Wheel "E" or "T"	4095.50	4451.50	4535.50	4924.00	6782.50	6963.00	8306.50	10510.50	11530.50
Gear Operator with Memory Stop & Chain Wheel "E" or "T"	4434.00	4795.50	4875.00	5261.50	7124.00	7389.00	8733.00	11114.50	12131.50
Gear Operator with AWWA 2" Square Operator Nut	+	+	+	+	+	+	+	+	+
ALUMINUM GEAR OPERATOR WITH STAINLESS STEEL TRIM									
Gear Operator with "E" or "T" Seat	\$3820.00	\$4322.50	\$4333.00	\$5090.50	\$8274.50	\$8971.50	\$12441.50	\$18360.50	\$20773.50
Gear Operator with "O" Seat	4370.50	4808.00	5025.00	5461.50	8535.00	11319.50	15014.50	19016.00	21861.50
ALUMINUM GEAR OPERATOR WITH ALUMINUM BRONZE TRIM									
Gear Operator with "E" or "T" Seat	+	+	+	\$4668.50	+	\$8053.50	-	-	-
Gear Operator with "O" Seat	+	+	+	+	+	+	-	-	-
KITS (Kit prices do not include valve)									
Spare Handwheel	\$120.00	\$120.00	\$120.00	\$120.00	\$234.00	\$234.00	\$234.00	\$237.00 ^{NR}	\$237.00 ^{NR}
Memory Stop (for Gear Operator)	363.00	363.00	363.00	363.00	448.50	448.50	448.50	682.00 ^{NR}	682.00 ^{NR}
CONVERSION KITS (Conversion Kit prices do not include valve)									
Gear Operator	\$2089.00	\$2089.00	\$2089.00	\$2089.00	\$2089.00	\$2089.00	\$2089.00	\$2350.50	\$2350.50
10-Position Handle with Memory Stop	488.00	488.00	488.00	553.50	553.50	553.50	553.50	2685.00	2685.00
10-Position – Tamper Proof	774.00	774.00	774.00	840.50	840.50	840.50	840.50	-	-

NOTE: Items listed in shaded areas are non-cancellable and non-returnable.

+ Quoted on application. Contact Victaulic for pricing and availability.

^{NR} Non-returnable

V - 040 - 761 S E - O

Type	Actual OD in/mm	Size Code	Series	Disc/Stem	Seat	Operator
V	2.375/60.3	020	761	S - Ductile Iron/416SS	E - EPDM	0 - Bare
	2.875/73.0	024		B - Aluminum Bronze/416SS	T - Lubricated Nitrile	2 - 10-Position handle with memory stop
	3.000/76.1	761		V - Thermal Barrier	O - Fluoroelastomer	3 - Gear operator
	3.500/88.9	030		X - CF8M/416SS		4 - Lever lock with tamper resistant device (8/200 mm)
	4.250/108.0	108		9 - Special ⁵		5 - Gear operator with memory stop
	4.500/114.3	040				6 - Gear operator with chain wheel
	5.250/133.0	133				7 - Gear operator with memory stop and chain wheel
	5.500/139.7	139				8 - Gear operator with AWWA 2" square oper. nut
	5.563/141.3	050				9 - Special ⁵
	6.250/159.0	159				S - Bare valve with ISO 5211 diagonal square head drive
	6.500/165.1	165				
	6.625/168.3	060				
	8.500/216.3	216				
	8.625/219.1	080				
	10.500/267.4	267				
	10.750/273.0	100				
	12.500/318.5	318				
	12.750/323.9	120				

Grooved IPS Pipe Valves

AGS Vic-300 300 psi Butterfly Valve

SERIES W761

Refer to publication 20.06



AGS SERIES VIC-300 BUTTERFLY VALVE

Size		AGS Series Vic-300 Bare Valve ‡ With "E" or "T"		AGS Series Vic-300 With Gear Operator ‡ With "E" or "T"		AGS Series Vic-300 With Gear Operator ‡ With "O"
Actual inches	Size Code	Approx. Weight Each	Price Each	Approx. Weight Each	Price Each	Price Each
		lb	1182-00	lb	1182-20	1132-20
14	140	125.0	\$9722.50	197.5	\$11431.50	\$13026.00
16	160	153.0	13633.50	265.0	15637.50	18556.00
18	180	199.0	17047.00	257.0	19244.00	23981.50
20	200	285.0	23422.00	477.0	26039.50	32449.00
24	240	451.0	30266.00	700.0	33159.00	43874.00

Size		Gear Operator Options †	
Actual inches	Size Code	Series Vic-300 With Gear Oper. ‡ and Memory Stop † with "E" or "T"	Series Vic-300 With Gear Oper. ‡ and Chainwheel with "E" or "T"
		14	140
16	160	17353.50	20926.00
18	180	20960.00	24533.00
20	200	27756.50	31329.50
24	240	34876.00	38447.50

NOTE: Items listed in shaded areas are non-cancellable and non-returnable.

Memory Stop and Chainwheel available. Contact Victaulic for pricing and availability.

‡ 2" nut, in lieu of handwheel, available at no additional charge. Specify clearly on order.

† Must be ordered at time of purchase. This option is not designed for field installation.

Galvanized chain @ \$35.00 per foot.

AGS Butterfly Valve

SERIES W719

Refer to publication 23.19



SERIES W719 AGS BUTTERFLY VALVE

Size	Approx. Weight Each	Gear Operator with Handwheel
Actual inches	lb	Price Each
14	357.1	\$11431.50
16	414.5	15637.50
18	507.1	19244.00
20	621.7	26039.50
24	1003.1	33159.00
26	1179.5	+
28	1309.5	+
30	1534.4	+
32	1710.8	+
36	2257.5	+
40	4189.0	+
42	4899.0	+
48	5908.0	+
54	9076.0	+
60	11184.0	+

+ Quoted on application. Contact Victaulic for pricing and availability.

NOTE: Items listed in shaded areas are non-cancellable and non-returnable.

Grooved IPS Pipe Valves

300-psi Butterfly Valve

SERIES 706

Refer to publication 08.17



SERIES 706 300-PSI BUTTERFLY VALVE

Size		Approx. Weight Each	Series 706 Bare Valve ‡ With "E" or "T"	Series 706 Bare Valve ‡ With "O"	Approx. Weight Each	Series 706 With Gear Operator ‡ With "E" or "T"	Series 706 With Gear Operator ‡ With "O"
Actual inches	Size Code	lb	3182-00	3132-00	lb	3182-20	3132-20
14	140	125.0	\$26996.00	\$32561.00	152.0	\$28468.00	\$33486.50
16	160	153.0	36262.50	45043.00	187.0	47327.50	51572.00
18	180	199.0	43689.00	50714.00	257.0	50626.50	57029.50
20	200	285.0	55060.50	66353.50	355.0	62346.50	73039.50
24	240	451.0	79104.50	89862.50	522.0	83440.50	96273.00

Size		Gear Operator Options ‡	
Actual inches	Size Code	Memory Stop †	Chain Wheel
14	140	+	\$8626.00 ^{NR}
16	160	+	8626.00 ^{NR}
18	180	+	8626.00 ^{NR}
20	200	+	8626.00 ^{NR}
24	240	+	8626.00 ^{NR}

NOTE: Items listed in shaded areas are non-cancellable and non-returnable.

Memory Stop and Chainwheel available. Contact Victaulic for pricing and availability.

+ Quoted on application. Contact Victaulic for pricing and availability.

‡ 2" nut, in lieu of handwheel, available at no additional charge. Specify clearly on order.

† Must be ordered at time of purchase. This option is not designed for field installation.

Galvanized chain @ \$35.00 per foot.

Important: Series 706 valves must not be used with AGS products. Series W761 Vic-300 AGS butterfly valves and Series W709 butterfly valves must be used on Advanced Groove System (AGS) piping systems.

^{NR} Non-returnable

V 180 706 S E 3

Type	Actual OD inch/mm	Size Code	Series	Disc/Stem	Seat/Seals	Operator*
V	14/355,6 377	140 377	706 - Series 706 Butterfly Valve	S - PPS Coated Ductile Iron/ Stainless Steel	E - Grade 'E' - EPDM T - Grade 'T' - Nitrile O - Grade 'O' - Fluoroelastomer	0 - Bare Valve 3 - Gear Operator 5 - Gear Operator with Memory Stop 6 - Gear Operator with Chainwheel 7 - Gear Operator with Memory Stop and Chainwheel 9 - Non-standard Gear Operator*
	16/406,4 426	160 426				
	18/457 480	180 480				
	20/508 530	200 530				
	24/610 630	240 630				

*Details required

Grooved IPS Pipe Valves

Butterfly Valve

SERIES 700

Refer to publication 08.05



SERIES 700 – 200 PSI

Nominal Size inches	Valve with Two Position Padlockable Handle		
	Approx. Wgt. Each lb	Standard Trim Price Each	Stainless Steel Trim Price Each
1½	2.8	\$1190.00	\$1509.50
2	3.3	1190.00	1509.50
2½	6.4	1513.00	1831.50
3	6.8	1707.50	2024.50
4	12.1	1876.00	2198.00
5	26.1	3573.50	–
6	32.5	3780.00	4100.00

NOTE: Items listed in shaded areas are non-cancellable and non-returnable.

Series 700 valves furnished with rubber lined painted steel body, painted ductile housing and aluminum-bronze disc. Grade "T" Nitrile and Grade "E" EPDM liners are available. Refer to Valve Figure Number Chart below.

V - 020 - 2 A A A - 10

Type	Nom. In./mm	Size Code	Pressure Rating	Seat/Liner	Disc & Trim	Body Style	Operator
V	1½/40	014	2 - 200 psi	A - Grade "E" (EPDM) rubber-lined steel	A - Al-Bronze	A - Standard	10 - Two Position Lever Handle
	2/50	020		B - Grade "T" (Nitrile) rubber-lined steel	B - Stainless steel		
	2½/65	024			C - Chrome plated Al-Bronze		
	3/80	030					
	4/100	040					
	5/125	050					
	6/150	060		9 - Special*			

NOTE: * Details required

Grooved End Ball Valve

SERIES 721

Refer to publication 08.14



SERIES 721 GROOVED END BALL VALVE

Nominal Size inches	Approx. Weight Each lb	Valve Complete With 2-Position Handle Price Each
4	32.4	\$4927.50
6	75.0	15103.00

Grooved IPS Pipe Valves

Grooved End Ball Valve

SERIES 726

Refer to publication 08.23



1 1/2 – 3"



4 – 6"

SERIES 726 – CARBON STEEL OR STAINLESS STEEL TRIM

Nominal Size inches	Approx. Weight Each lb	Valve Complete With Handle & Tamper Resistant Lock/Seal Option	Valve Complete With Gear Operator
WITH CARBON STEEL CHROME PLATED TRIM			
1000 psi			
1 1/2	4.4	\$681.50	\$1803.50
2	6.5	755.50	2525.50
2 1/2	10.4	1642.50	3317.50
3	14.9	2651.00	4696.00
800 psi			
4	41.5	\$4098.00	\$5981.50
6	78.5	12564.00	14103.50
WITH STAINLESS STEEL TRIM			
1000 psi			
1 1/2	4.8	\$719.00	\$1849.00
2	7.5	1162.00	3716.50
2 1/2	11.6	2931.50	4684.00
3	17.2	3769.50	5976.00
800 psi			
4	45.0	\$5129.50	\$7260.50
6	82.0	13806.50	16517.00

NOTE: Items listed in shaded areas are non-cancellable and non-returnable.

Series 726 valves are available with electric, pneumatic, and hydraulic actuators or chain wheels. Contact Victaulic for details.

When ordered separately, handles and locking device kits are non-cancellable and non-returnable.

B - 020 - 1 1 6 6 - 16

Type	Actual OD in/mm	Size Code	Pressure Rating	Body	Ball & Stem	Seat	Operator
B	1.900/48.3	014	1 - 1,000 psi	1 - Iron ²	2 - 316 Stainless Steel	6 - Reinforced PTFE	00 - Bare
	2.375/60.3	020	8 - 800 psi ³		6 - Chrome Plated Carbon Steel		16 - 2-Position Handle with Tamper-proof Locking Device
	2.875/73.0	024		9 - Special ¹		9 - Special ¹	19 - Locking Device - Without Handle
	3.000/76.1	761					20 - Gear Operator
	3.500/88.9	030			9 - Special ¹		21 - Gear Operator with Memory
	4.500/114.3	040					22 - Gear Operator with Chain Wheel
	6.500/165.1	060					23 - Gear Operator with AWWA Square Nut
	6.625/168.3	165					29 - Non-standard Gear Operator ¹

NOTES:

(1) Details required.

(2) All Iron Body valves are NACE compliant.

(3) Pressure rating applicable to 4 and 6" sizes only.

Grooved IPS Pipe Valves

Ball Valve

SERIES 727

Refer to publication 08.42



Bare Valve



With Lever Handle

SERIES 727 – BARE VALVE WITH CARBON STEEL OR STAINLESS STEEL TRIM

Nominal Size inches	Approx. Wgt. Each lb	Price Each			
		Bare Valve with Carbon Steel Trim	Bare Valve with Carbon Steel Trim and Uni-Directional Ball (Freeze Port)	Bare Valve with Stainless Steel Trim	Bare Valve with Stainless Steel Trim and Uni-Directional Ball (Freeze Port)
Grooved x Grooved					
2	11.0	\$254.50	\$305.50	\$360.50	\$432.50
3	22.0	509.00	611.00	784.50	941.50
4	48.0	678.50	814.50	1166.00	1399.50
6	105.0	3551.00	4261.50	4134.00	4961.00
Grooved x Male Threaded					
2	12.0	\$254.50	\$305.50	\$360.50	\$432.50
3	25.0	509.00	611.00	784.50	941.50
4	50.0	678.50	814.50	1166.00	1399.50

SERIES 727 – LEVER HANDLE WITH CARBON STEEL OR STAINLESS STEEL TRIM

Nominal Size inches	Approx. Wgt. Each lb	Price Each			
		Lever Handle with Carbon Steel Trim	Lever Handle with Carbon Steel Trim and Uni-Directional Ball (Freeze Port)	Lever Handle with Stainless Steel Trim	Lever Handle with Stainless Steel Trim and Uni-Directional Ball (Freeze Port)
Grooved x Grooved					
2	13.0	\$318.00	\$369.00	\$424.00	\$496.50
3	24.0	572.50	674.50	848.00	1005.00
4	54.0	848.00	984.00	1336.00	1569.00
6	115.0	3693.00	4431.00	4276.00	5130.50
Grooved x Male Threaded					
2	14.0	\$318.00	\$369.00	\$424.00	\$496.50
3	26.0	572.50	674.50	848.00	1005.00
4	55.0	848.00	984.00	1336.00	1569.00

V - 040 - 727 P O - S

Type	In./mm	Size Code	Series	End Configuration	Operator/ Ball Option	Trim
V	2/50	020	727	P - Grooved Ends	0 - Standard Ball w/o handle	C - Electroless nickel plated (ENP)
	3/80	030		T - Grooved x Male Threaded	1 - Uni-Directional Ball (Freeze Port) w/o handle	Carbon Steel Trim
	4/100	040			H - Standard Ball with handle	S - CF8M/316SS
	6/150	060			2 - Uni-Directional Ball (Freeze Port) with handle	Stainless Steel Trim

NOTE: Items listed in shaded areas are non-cancellable and non-returnable.

When ordered separately, handles and locking device kits are non-cancellable and non-returnable.

Grooved IPS Pipe Valves

Ball Valve

SERIES 722

(Threaded)
600 psi (WOG)

Refer to publication 08.15



SERIES 722 – BALL VALVE

Nominal Size inches	Approx. Wgt. Each lb	Price Each
1/4	0.2	\$112.00
1/2	0.4	146.00
3/4	0.7	147.00
1	1.0	194.00
1 1/4	1.5	306.50
1 1/2	2.1	378.00
2	2.4	501.00

UL Listed, FM Approved in 1/2" and larger sizes.

Series 722L

LOW LEAD BALL VALVE

Refer to publication 08.73



SERIES 722L – LOW LEAD BALL VALVE

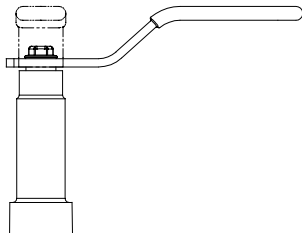
Nominal Size inches	Approx. Weight Each lb	Victaulic Part Code	List Price
1/4	0.2	V002722L00	\$133.50
3/8	0.3	V003722L00	133.50
1/2	0.4	V004722L00	184.00
3/4	0.7	V006722L00	184.00
1	1.0	V010722L00	241.50
1 1/4	1.5	V012722L00	386.00
1 1/2	2.1	V014722L00	475.50
2	2.4	V020722L00	629.50

NOTE: Items listed in shaded areas are non-cancellable and non-returnable.

Handle Extension

FOR SERIES 722 AND SERIES 722L

Refer to publication 08.15



OPTIONAL HANDLE EXTENSIONS FOR SERIES 722 AND SERIES 722L

Valve Inlet Size inches	2" Handle Extension	
	Victaulic Part Code	Price Each
3/8 - 1/2	P0047222XT	\$39.50
3/4 - 1 1/4	P0067222XT	39.50
1 1/2 - 2	P0147222XT	39.50

NOTE: Items listed in shaded areas are non-cancellable and non-returnable.

Grooved IPS Pipe Valves

High Pressure Check Valve

SERIES 713

2" – 1000 psi; 2½" – 4" – 750 psi

Refer to publication 08.54



SERIES 713 – GRADE "E" OR "T" WITH DUCTILE IRON BODY

Nominal Size inches	Approx. Weight Each lb	Grade "E" or "T" Price Each
2	11.6	\$567.00
2½	18.0	932.50
3	22.5	1027.00
4	38.0	1540.50

NOTE: Items listed in shaded areas are non-cancellable and non-returnable.

NOTE: Contact Victaulic for specialty coatings.

Series 713 Clapper Replacement Kit

SERIES 713 KIT

Refer to publication 08.54

SERIES 713 CLAPPER REPLACEMENT KIT

Nominal Size inches	Approx. Weight Each lb	Price Each
Series 713 - Clapper Replacement Kit Clapper, Washer, Clapper Shaft, Square-Head Pipe Plug 1/8 NPT		
2	0.9	+
Series 713 - Clapper Replacement Kit Clapper, Washer, Clapper Shaft, Square-Head Pipe Plug 1/8 NPT, Torsion Spring		
2½	1.3	+
3	1.6	+
4	1.9	+

NOTE: Items listed in shaded areas are non-cancellable and non-returnable.

+ Quoted on application. Contact Victaulic for pricing and availability.

Vic-Check Check Valve

SERIES 716H/716

Refer to publication 08.08



2 – 3" Series 716H



4 – 12" Series 716

SERIES 716H/716 – VIC-CHECK CHECK VALVE

Nominal Size inches	Approx. Weight Each lb	Grade "E" or "T" Price Each	Grade "O" Price Each
2	10.7	\$1391.50	\$1968.50
2½	13.8	1451.00	2026.50
3	20.0	1710.50	2158.00
4	20.0	1808.00	3031.50
5	27.0	3001.00	4344.00
6	38.0	3555.50	4924.00
8	64.0	4856.00	5809.00
10	100.0	12989.00	17082.50
12	140.0	15387.50	20513.50

NOTE: Items listed in shaded areas are non-cancellable and non-returnable.

For Series 716 sizes 4 – 12" only – Drilling, tapping and plugs are available. Contact Victaulic for pricing and delivery.

Valves come standard untapped – optional two ½" NPT drain holes. One hole on each side of seat also available as an option.

Grooved IPS Pipe Valves

Venturi Check Valve

SERIES 779

Refer to publication 08.10



SERIES 779 – VENTURI CHECK VALVE

Nominal Size inches	Approx. Weight Each lb	Valve* Complete Price Each	Flow Measuring Kit ONLY Price Each
4	16.0	\$2680.00	\$1005.00
5	20.0	3871.00	1005.00
6	28.0	4427.50	1005.00
8	40.0	5729.00	1005.00
10	100.0	13791.50	1005.00
12	140.0	16194.50	1005.00

NOTE: Items listed in shaded areas are non-cancellable and non-returnable.

* Valve complete includes Venturi Check valve, drilled, tapped and plugged with Flow Measuring Kit enclosed (field assembly required). Flow Measuring Kit includes extension nipples, bronze access valves, quick disconnect for meter connection and flow chart tag to affix to the valve.

NOTE: Valve comes with two 1/8" NPT drain holes and plug, one hole on each side of valve.

Series 716H/716 and Series 779 Check Valve Configurator

V - 040 - 1 4 1 0 - 02

Type	Act. In./mm	Size Code	Body Material	Disc	Seat	Agency	Accessories
V	2½/65 ⁷ 76.1 mm ⁷	024 076	1 - D.I.	1 - All-Bronze with EPDM ¹	1 - Nickel ⁵	0 - None	00 - None
	3/80 ⁷	030	3 - Coated D.I.*	2 - All-Bronze with Nitrile ¹	2 - PPS coated D.I. ¹		02 - Flow Measuring Kit (Series 779) ^{3,4}
	4/100	040		3 - All-Bronze with Viton ¹			05 - ½" Taps with Plugs for Drains ^{5,6}
	5/125	050	9 - Special*	4 - D.I. with EPDM Encapsulation ³			06 - 2" Drain Tap with ¼" Taps on Bottom of Valve ⁴
	139.7 mm	139		5 - D.I. with Nitrile Encapsulation ³			07 - 2" Drain Tap with ½" Taps on Bottom of Valve ^{3,6}
	6/150	060		6 - D.I. with Fluoroelastomer Encapsulation ³			25 - Flow Measuring Kit with Drains
	165.1 mm	165					
	8/200	080		9 - Special*			
	10/250	100					
	12/300	120					

NOTES:

- * Details must be provided with order
- 1 - 2½/65 mm, 76.1 mm and 3/80 mm sizes only
- 3 - Sizes 4 - 12/100 - 300 mm only
- 4 - This code is for Series 779 valves only (Example: C-060-1410-02)
- 5 - Sizes 4/100 mm and larger are always nickel
- 6 - Includes two ½" taps on bottom of valve – one each upstream and downstream of disc
- 7 - 2½/65 mm, 76.1 mm and 3/80 mm sizes are not available in Series 779 configurations

AGS Double Disc Vic-Check Valve

AGS SERIES W715

Refer to publication 20.08



AGS SERIES W715 – VIC-CHECK CHECK VALVE

Nominal Size inches	Approx. Weight Each lb	Grade "E" Price Each
14	140.0	\$11428.50
16	160.0	15576.00
18	180.0	20559.50
20	200.0	27025.50
24	240.0	34072.50

NOTE: Items listed in shaded areas are non-cancellable and non-returnable.

Grooved IPS Pipe Valves

Balancing Plug Valve

SERIES 377

(AWWA Dimensions) Use with Style 307 Transition coupling for IPS pipe.

Refer to publication 08.12



SERIES 377 – BALANCING PLUG VALVE

Nominal Size inches	With Lever Operator		With Gear Operator	
	Approx. Wgt. Each lb	Price Each	Approx. Wgt. Each lb	Price Each
3	47.0	\$2799.00	39.0	\$5302.00
4	54.0	3441.50	46.0	5500.50
6	89.0	5277.50	90.0	7410.50
8 (100 – 175 psi)	–	–	140.0	10037.50
10	–	–	218.0	14374.00
12	–	–	308.0	21921.50

NOTE: Items listed in shaded areas are non-cancellable and non-returnable.

Available standard with EPDM (Grade "E") or Nitrile (Grade "T"). Specify choice on order. Coated plug, welded nickel seat and lever or gear operator complete with memory stop.

P - 080 - 2 1 1 1 - 81

Type	Nom. In./mm	Size Code	Pressure Rating	Body Material	Plug Coating	Seat	Operator
P	3/80	030	2 - 175 psi	1 - Iron	1 - Nitrile - "T"	1 - Nickel	00 - Bare
	4/100	040			2 - EPDM - "E"		11 - Std. Handle with memory stop (3)
	6/150	060	9 - Special (1)	9 - Special (1)	3 - Fluoroelastomer - "O"	9 - Special (1)	81 - Gear operator with memory stop
	8/200	080					82 - Gear operator with memory stop and chainwheel
	10/250	100			9 - Special (1)		89 - Special gear operator (2)
	12/300	120					

(1) Details must be supplied with order.


(2) Details of operator must be supplied with order.

(3) 3, 4, and 6"/80, 100 and 150 mm only.

Sump Ejector Kit

SERIES 318

Refer to publication 23.12



Size inches	Wgt. Assembled	Price Each
3	91.4	\$6699.50
4	128.8	7633.00
6	221.4	+

SERIES 318 - SUMP EJECTOR KIT * CONSISTS OF THE FOLLOWING COMPONENTS:

Quantity	Component
1	Series 365 Plug Valve
1	Series 317 AWWA Check Valve †
2	Style 307 Transition Coupling
1	Style 31 AWWA Coupling

* Kits are supplied unassembled.

† Arm and Spring Kit standard.

NOTE: Items listed in shaded areas are non-cancellable and non-returnable.

+ Quoted on application. Contact Victaulic for pricing and availability.

Grooved IPS Pipe Valves

Diverter Valve

SERIES 725T

Refer to publication 08.41



Valve Only



Valve with Support Frame

SERIES 725T – DIVERTER VALVE

Size	4" 114.3 mm (040)	6" 168.3 mm (060)	8" 219.1 mm (080)
Gear Operator	\$94117.50	\$127801.50	\$166217.50
Pneumatic Actuator			
No Control Cabinet ¹	\$118689.50	\$152373.00	\$190790.00
With Accessories but No Control Cabinet ²	132226.00	165910.00	204326.50
With Accessories and Control Cabinet ³	145762.50	179444.50	217863.00
Electric (AC) Actuator			
Separate Control Unit ⁴	\$128853.50	\$162535.50	\$200953.50
Integral Mounted Control Unit ⁵	122724.00	156405.50	194824.00
No Control Unit ⁶	115061.50	148743.50	187161.50
Electric (48V DC)			
Separate Control Unit ⁴	\$199978.50	\$233661.00	\$272079.00
Integral Mounted Control Unit ⁵	193848.50	227532.00	265950.00
No Control Unit ⁶	183633.00	217315.00	255733.50

Pneumatic Actuator Notes:

1. Actuator supplied with: Pneumatic motor, Limit Switches – All valve input controls to be supplied by customer.
2. Actuator supplied with: Pneumatic motor, Limit Switches, Solenoid Valves, Air Filters and Lubricator, Sound Muffler and Air Hoses – All valve input controls to be supplied by customer.
3. Actuator supplied with: Pneumatic motor, Limit Switches, Solenoid Valves, Air Filters and Lubricator, Sound Muffler and Air Hoses PLUS Control Cabinet that provides Input controls and Feedback.

Electric Actuator Notes:

4. Actuator supplied with: Electric motor, and Input/Feedback Control Unit connected via cable to the Electric motor. This allows the Control Unit to be wall mounted at an accessible level for local operation.
5. Actuator supplied with: Electric motor, and Input/Feedback Control Unit mounted directly to the Electric motor. This allows for local operation at the installed valve level.
6. Actuator supplied with: Electric motor only – All input/feedback controls to be supplied by customer.

Other Notes:

7. All valves are available with optional support frame. Quoted on application and valve size. Contact Victaulic for pricing and availability.

Diverter Valve

SERIES 725S

Refer to publication 08.41



Valve Only



Valve with Support Frame

SERIES 725S – DIVERTER VALVE

Size	4" 114.3 mm (040)	6" 168.3 mm (060)	8" 219.1 mm (080)
Gear Operator	\$82432.00	\$119347.00	\$150305.50
Pneumatic Actuator			
No Control Cabinet ¹	\$105835.00	\$142749.00	\$173707.00
With Accessories but No Control Cabinet ²	117091.50	154006.50	184964.50
With Accessories and Control Cabinet ³	128349.50	165264.50	196222.50
Electric (AC) Actuator			
Separate Control Unit ⁴	\$110341.50	\$147256.00	\$178215.00
Integral Mounted Control Unit ⁵	104503.00	141417.50	172376.00
No Control Unit ⁶	99639.00	136553.00	167512.00
Electric (48V DC)			
Separate Control Unit ⁴	\$178078.50	\$214995.50	\$245953.50
Integral Mounted Control Unit ⁵	172242.50	209156.50	240115.00
No Control Unit ⁶	164943.50	201859.00	232818.00

Pneumatic Actuator Notes:

1. Actuator supplied with: Pneumatic motor, Limit Switches – All valve input controls to be supplied by customer.
2. Actuator supplied with: Pneumatic motor, Limit Switches, Solenoid Valves, Air Filters and Lubricator, Sound Muffler and Air Hoses – All valve input controls to be supplied by customer.
3. Actuator supplied with: Pneumatic motor, Limit Switches, Solenoid Valves, Air Filters and Lubricator, Sound Muffler and Air Hoses PLUS Control Cabinet that provides Input controls and Feedback.

Electric Actuator Notes:

4. Actuator supplied with: Electric motor, and Input/Feedback Control Unit connected via cable to the Electric motor. This allows the Control Unit to be wall mounted at an accessible level for local operation.
5. Actuator supplied with: Electric motor, and Input/Feedback Control Unit mounted directly to the Electric motor. This allows for local operation at the installed valve level.
6. Actuator supplied with: Electric motor only – All input/feedback controls to be supplied by customer.

Other Notes:

7. All valves are available with optional support frame. Quoted on application and valve size. Contact Victaulic for pricing and availability.

Grooved IPS Pipe Valves

OS&Y
Groove x Groove
Gate Valve

SERIES 771M
Refer to publication 08.45



Groove x Groove



Groove x Flange

Gate Valve Size inches	Approx. Weight Each lb	Series 771M OS&Y Groove x Groove Price Each	Approx. Weight Each lb	Series 771M OS&Y Groove x Flange Price Each
2½	30.4	\$1975.00	35.9	\$1975.00
3	42.5	2567.50	43.5	2567.50
4	49.6	3020.50	63.5	3020.50
6	93.0	4043.50	111.0	4043.50
8	153.4	6337.00	181.5	6337.00
10	233.0	8528.50	272.0	8528.50
12	331.3	13300.00	401.0	13300.00

NOTE: Items listed in shaded areas are non-cancellable and non-returnable.

OS&Y
Groove x Groove
Gate Valve

SERIES 371
Refer to publication 08.48



Gate Valve Size inches	Approx. Weight Each lb	Series 371 OS&Y Groove x Groove Price Each
2½	45.2	\$1709.00
3	68.1	2221.50
4	88.2	2614.00
6	142.9	3499.00
8	246.0	5484.00
10	352.0	7381.00
12	487.2	11511.00

Series 371 Gate Valve conforms to the requirements of AWWA C509.

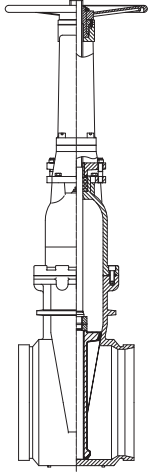
Multiple actuation options are available upon request. Contact Victaulic for details.

NOTE: Items listed in shaded areas are non-cancellable and non-returnable.

Grooved IPS Pipe Valves

AGS OS&Y
AGS x AGS
Gate Valve

SERIES W371
Refer to publication 08.48



Gate Valve Size	Approx. Weight Each	Series W371 OS&Y AGS x AGS
inches	lb	Price Each
14	709.9	\$32509.50
16	914.9	39082.50

Series W371 Gate Valve conforms to the requirements of AWWA C509.

Multiple actuation options are available upon request. Contact Victaulic for details.

NOTE: Items listed in shaded areas are non-cancellable and non-returnable.

NRS
Groove x Groove
Gate Valve

SERIES 372
Refer to publication 08.48



Gate Valve Size	Approx. Weight Each	Series 372 NRS Groove x Groove
inches	lb	Price Each
2½	36.2	\$1582.50
3	49.6	2124.50
4	71.9	2529.50
6	114.6	3243.00
8	198.4	4787.50
10	304.2	6955.00
12	425.5	9730.00

Series 372 Gate Valve conforms to the requirements of AWWA C509.

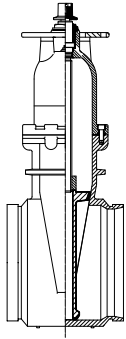
Multiple actuation options are available upon request. Contact Victaulic for details.

NOTE: Items listed in shaded areas are non-cancellable and non-returnable.

Grooved IPS Pipe Valves

AGS[™]NRS
AGS x AGS
Gate Valve

SERIES W372
Refer to publication 08.48



Gate Valve Size	Approx. Weight Each	Series W372 NRS AGS x AGS
inches	lb	Price Each
14	610.7	\$17569.50
16	824.5	23362.50

Series W372 Gate Valve conforms to the requirements of AWWA C509.
Multiple actuation options are available upon request. Contact Victaulic for details.
NOTE: Items listed in shaded areas are non-cancellable and non-returnable.

Knife Gate Valve for Plain End HDPE Pipe

SERIES 906
For information on Series 906 Knife Gate Valve for HDPE Pipe, see Section 10 – HDPE Products.
Refer to publication 19.06



with Manual Actuator

with Pneumatic Actuator

with Hydraulic Actuator

Grooved IPS Pipe Valves

Knife Gate Valve for Grooved IPS Steel Pipe

SERIES 795

Refer to publication 08.25



with Manual Actuator

with Pneumatic Actuator

with Hydraulic Actuator

Size	3" (030)	4" (040)	6" (060)	8" (080)	10" (100)	12" (120)
PRICE OF VALVE COMPLETE WITH OPERATOR						
VALVE WITH MANUAL ACTUATOR						
Manual Actuator with Grade "E" or "T" Gasket	\$6958.00	\$11131.00	\$12615.00	\$15766.50	\$23186.50	\$26895.50
VALVE WITH MANUAL ACTUATOR WITH STEM GUARD						
Manual Actuator with Grade "E" or "T" Gasket	+	+	+	+	+	+
VALVE WITH PNEUMATIC ACTUATOR						
Pneumatic Actuator with Grade "E" or "T" Gasket	\$9275.00	\$12057.50	\$15766.50	\$18549.50	\$28751.00	\$32460.00
VALVE WITH PNEUMATIC ACTUATOR AND SOLENOID VALVE						
Pneumatic Actuator with Weatherproof Enclosure (Any Voltage) Grade "E" or "T" Gasket	\$11311.00	\$14093.50	\$17981.50	\$20764.50	\$30966.00	\$32106.50
Pneumatic Actuator with Hazardous Location Enclosure (Any Voltage) Grade "E" or "T" Gasket	12227.50	15008.50	18771.50	21552.00	31754.00	32836.50
VALVE WITH PNEUMATIC ACTUATOR AND LIMIT SWITCHES						
Pneumatic Actuator with Weatherproof Enclosure (Any Voltage) Grade "E" or "T" Gasket	\$9816.00	\$12597.50	\$16308.00	\$19088.00	\$29288.50	\$32998.00
Pneumatic Actuator with Hazardous Location Enclosure (Any Voltage) Grade "E" or "T" Gasket	12145.50	14928.00	18637.50	21552.00	31619.00	35329.50
VALVE WITH PNEUMATIC ACTUATOR, LIMIT SWITCHES, AND SOLENOID VALVE						
Pneumatic Actuator with Weatherproof Enclosure (Any Voltage) Grade "E" or "T" Gasket	\$11850.50	\$14632.50	\$18521.50	\$21303.50	\$31504.50	\$35329.50
Pneumatic Actuator with Hazardous Location Enclosure (Any Voltage) Grade "E" or "T" Gasket	15097.50	15097.50	21640.00	24422.00	34622.00	38332.50
VALVE WITH PNEUMATIC ACTUATOR AND TRANSDUCER/POSITIONER						
Pneumatic Actuator with Weatherproof Enclosure Linear Position Transducer Grade "E" or "T" Gasket	\$15833.50	\$18615.50	\$22371.50	\$25359.50	\$25359.50	\$39677.50
Pneumatic Actuator with Hazardous Location Enclosure Transducer and Electro-pneumatic Positioner Grade "E" or "T" Gasket	22112.00	24808.00	28547.50	31329.00	41560.50	45270.50

+ Quoted on application. Contact Victaulic for pricing and availability.

NOTE: Items listed in shaded areas are non-cancellable and non-returnable.

NOTE: All configurations available with stainless steel bolts and nuts. Contact Victaulic for pricing.

Grooved IPS Pipe Valves

Size	3" (030)	4" (040)	6" (060)	8" (080)	10" (100)	12" (120)
PRICE OF VALVE COMPLETE WITH OPERATOR						
VALVE WITH HYDRAULIC ACTUATOR						
Hydraulic Actuator with Grade "E" or "T" Gasket	\$9275.00	\$12057.50	\$15766.50	\$18549.50	\$28751.00	\$32460.00
VALVE WITH HYDRAULIC ACTUATOR AND TRANSDUCER						
Hydraulic Actuator with Hydraulic Weatherproof Enclosure Linear Position Transducer Grade "E" or "T" Gasket	\$15833.50	\$18616.00	\$22372.00	\$25359.50	\$35928.50	\$39677.50
VALVE WITH ELECTRIC ACTUATOR						
Electric Actuator with Grade "E" or "T" Gasket	+	+	+	+	+	+
PNEUMATIC CYLINDER LIMIT SWITCHES (Price per set of 2)						
Weatherproof Enclosure (Any Voltage)	\$541.50	\$541.50	\$541.50	\$541.50	\$541.50	\$541.50
SEAT CARTRIDGE KIT						
Includes Replacement Knife/Packing/Seat	\$3713.00	\$4639.50	\$5566.50	\$8347.50	\$12522.00	\$16416.50

+ Quoted on application. Contact Victaulic for pricing and availability.

NOTE: Items listed in shaded areas are non-cancellable and non-returnable.

NOTE: All configurations available with stainless steel bolts and nuts. Contact Victaulic for pricing.

V - 120 - 795 - G - N - E - 1 - P - 1 - A - 1

Product Class	Size	Style	Housing	Coating	Pipe/Seat Gasket	Gate Material or Coating	Actuation Type	Actuation Control Options	Enclosure Options	Hardware
V	030 - 3" 040 - 4" 060 - 6" 080 - 8" 100 - 10" 120 - 12"	795	G - Groove x Groove	N - Standard - Electroless Nickel	E - EPDM T - Nitrile	1 - 316 Stainless Steel	P - Pneumatic (3 - 12") H - Hydraulic (3 - 12") E - Electric (3 - 12") M - Handwheel (3 - 8") B - Bevel Gear (10 - 12") 9 - Special	0 - None 1 - Pneumatic with Solenoid Valve (24VDC) 2 - Pneumatic with Limit Switches (5-240V AC/DC) 3 - Pneumatic with Solenoid Valve (110-120 VAC) 4 - Pneumatic with Solenoid Valve (24VDC) and Limit Switches 5 - Pneumatic with Solenoid Valve (110-120 VAC) and Limit Switches 6 - Pneumatic with Positioner/Transducer (4→20 mA) 7 - Hydraulic with Transducer 8 - Stem Guard for M and B Actuators 9 - Special	0 - None A - Weatherproof Enclosure B - Hazardous Location Enclosure 9 - Special	1 - Standard - Carbon Steel Zinc Plated 2 - Stainless Steel

NOTE: Electric actuation and other special actuation control options can be quoted upon request. Contact Victaulic for pricing and availability.

Grooved IPS Pipe Valves

Grooved End Metering Station – Orifice Type

SERIES 7340

Refer to publication 08.71



SERIES 7340 GROOVED END METERING STATION – ORIFICE TYPE

Nominal Size	Approx. Weight Each	Price Each
inches	lb	
2	2.7	+
2½	3.1	+
3	3.4	+
4	4.7	+
5	5.9	+
6	7.4	+
8	9.4	+
10	19.3	+
12	21.1	+

+ Quoted on application. Contact Victaulic for pricing and availability.

NOTE: Items listed in shaded areas are non-cancellable and non-returnable.

Grooved IPS Pipe Accessories

Grooved IPS Pipe Accessories

Suction Diffuser

SERIES 731-D

Refer to publication 09.20



SERIES 731-D – SUCTION DIFFUSER

Grvd. End Inlet x Flanged Outlet Nominal Size inches	Approx. Wgt Each lb	Centerline of Inlet Pipe to Flange Face Inches	Price Each
3 x 2	20.1	6.30	\$6998.00
	26.0	6.30	5032.50
	27.7	6.30	5099.00
4 x 2½	29.7	7.40	5527.50
	31.6	7.40	5963.50
	34.6	7.40	6906.00
5 x 2½	46.2	8.40	8284.00
	46.2	8.40	9666.00
	49.4	8.40	7697.00
	52.3	8.40	8085.00
6 x 4	64.0	9.00	8205.50
	67.3	9.00	9811.50
	70.3	9.00	10189.50
8 x 5	98.5	10.20	10449.00
	102.1	10.20	11019.50
	110.7	10.20	18957.50
10 x 6	150.6	12.40	19680.00
	159.9	12.40	21387.50
	172.0	12.40	25766.50
12 x 8	245.4	15.43	26980.00
	260.3	15.43	30499.50
	273.2	15.43	42417.50

NOTE: Items listed in shaded areas are non-cancellable and non-returnable.

Start up baskets are available. Contact Victaulic for pricing.

AGS Suction Diffuser

AGS SERIES W731-D

Refer to publication 20.20



AGS SERIES W731-D – SUCTION DIFFUSER

Grvd. End Inlet x Flanged Outlet Nominal Size inches	Approx. Wgt Each lb	Centerline of Inlet Pipe to Flange Face Inches	ANSI Class 150 Flange
14 x 10	328.9	16.1	\$28984.00
	345.8	16.1	32376.50
	367.6	16.1	39315.00
16 x 12	464.5	19.6	42984.00
	489.9	19.6	40464.00
	514.2	19.6	42984.00
18 x 14	788.6	21.7	60655.50
	812.9	21.7	61897.50
	828.3	21.7	58348.50
20 x 16	955.0	24.4	82316.50
	970.5	24.4	83089.50
	1019.0	24.4	80214.00
24 x 18	1255.8	26.4	123356.00
	1337.4	26.4	130145.00
	1401.3	26.4	131035.50

Start up baskets are available. Contact Victaulic for pricing.

NOTE: Items listed in shaded areas are non-cancellable and non-returnable.

Grooved IPS Pipe Accessories

Tee-Type Strainer

SERIES 730

Refer to publication 09.02



SERIES 730 – TEE TYPE STRAINER

Nominal Size inches	Approx. Weight Each lb	Price Each		Standard Basket Only	Fine Mesh Basket Only †
		Standard *	Galvanized	Price Each	Price Each
1½	7.0	\$2662.00	\$2952.00	+	+
2	8.0	3405.00	3990.00	\$2344.00	+
2½	9.0	3576.50	4215.50	2445.00	+
3	21.0	4012.50	4803.50	2546.50 ^{NR}	+
4	20.5	4541.00	5563.00	2212.00	+
5	31.0	6577.00	7870.50	2361.50	+
6	44.0	7133.50	8698.00	2405.50 ^{NR}	+
8	90.6	10932.50	13422.50	2658.00	+
10	136.0	16048.00	19808.50	6270.50	+
12	197.0	20658.00	25436.50	7520.50	+

NOTE: Items listed in shaded areas are non-cancellable and non-returnable.

+ Quoted on application. Contact Victaulic for pricing and availability.

* Series 730 Tee-Type Strainer standard components include ductile iron body, access cap and coupling (with Grade "E" EPDM gasket, plated bolts and nuts) and Type 304 stainless steel basket. Contact Victaulic for details. Series 730 supplied with an NPT tap and plug to accommodate a drain or blow-down valve.

† Contact Victaulic for application and pricing information. 12 mesh screens standard for 1½ – 3"; 6 mesh for 4 – 16", and 4 mesh for 18 – 30".

NOTE: Series 730 Vic-Strainers in sizes 14 – 24" have a standard groove for retrofit only and must not be used with Advanced Groove System (AGS) products. Contact Victaulic for pricing and availability.

^{NR} Non-returnable

AGS Tee-Type Strainer

AGS SERIES W730

Refer to publication 20.11



AGS SERIES W730 – TEE-TYPE STRAINER

Nominal Size inches	Approx. Weight Each lb	Price Each Standard *	Standard Basket Only Price Each	Fine Mesh † Basket Only Price Each
14	300.0	\$53051.00	+	+
16	350.0	65933.50	+	+
18	400.0	86716.00	+	+
20	565.0	111750.50	+	+
24	830.0	137099.00	+	+

NOTE: Items listed in shaded areas are non-cancellable and non-returnable.

+ Quoted on application. Contact Victaulic for pricing and availability.

* Series W730 AGS Tee-Type Strainer standard components include ductile iron body, access cap and coupling (with Grade "E" EPDM gasket, plated bolts and nuts) and Type 304 stainless steel basket. Contact Victaulic for details.

Series W730 supplied with an NPT tap and plug to accommodate a drain or blow-down valve.

† Contact Victaulic for application and pricing information. 6 mesh screens standard for 14 – 16", and 4 mesh for 18 – 24".

Grooved IPS Pipe Accessories

Grooved End Vic-Strainer

SERIES 732

Refer to publication 09.03



SERIES 732 – GROOVED END VIC-STRAINER

Nominal Size	Approx. Weight Each	Price Each †			
		Standard *	Galvanized	Standard Basket Only	Fine Perforated Basket Only
inches	lb				
2	10.0	\$3446.00	\$3854.50	\$2520.50	+
2½	14.0	3620.50	4098.50	2626.00	+
3	20.0	4067.00	4674.50	2284.00	+
4	32.0	4602.00	5437.50	2373.00	+
5	50.0	6656.50	7927.50	2535.00	+
6	72.0	7223.00	8891.00	2586.00	+
8	125.0	11070.50	13852.00	2843.00	+
10	205.0	17788.00	22327.00	6738.50	+
12	280.0	31061.50	37748.50	8083.50	+

NOTE: Items listed in shaded areas are non-cancellable and non-returnable.

+ Quoted on application. Contact Victaulic for pricing and availability.

* Vic-Strainer Series 732 standard components include ductile iron body, access cap and coupling (with Grade "E" EPDM or Nitrile Grade "T" gasket, plated bolts and nuts) and Type 304 stainless steel basket. Contact Victaulic for details.

Series 732 supplied with an NPT tap and plug to accommodate a drain or blow-down valve.

† Contact Victaulic for application and pricing information. Standard stainless metal baskets are offered for the following sizes: 0.062" diameter holes for 2 – 3" sizes; 0.125" diameter holes for 4 – 12" sizes.

AGS Wye Type Vic-Strainer

SERIES W732

Refer to publication 20.19



SERIES W732 – WYE TYPE VIC-STRAINER

Nominal Size	Approx. Weight Each	Price Each		
		Standard *	Standard Basket Only	Fine Perforated Basket Only †
inches	lb			
14	425.0	\$56151.50	\$22880.00	+
16	600.0	69787.00	28435.50	+
18	800.0	87848.50	37055.50	+

NOTE: Items listed in shaded areas are non-cancellable and non-returnable.

* Vic-Strainer Series W732 standard components include ductile iron body, access cap and coupling (with Grade "E" EPDM gasket, plated bolts and nuts) and Type 304 stainless steel basket. Contact Victaulic for details.

Series W732 supplied with an NPT tap and plug to accommodate a drain or blow-down valve.

† Contact Victaulic for application and pricing information. Standard stainless steel baskets are offered for the following sizes: 0.156"/4 mm diameter for holes 14 – 18"/355,6 – 457,0 mm sizes.

+ Quoted on application. Contact Victaulic for pricing and availability.

Grooved IPS Pipe Accessories

Strainer (400 psi)

VICTAULIC SERIES 968-F
BERMAD MODEL BC-70F-P

Ductile Iron Body - Epoxy Coated
Y-Pattern
SS Basket
Pressure up to 400 psi



Nominal Size	Strainer					
	Grooved (Standard)		Female Threaded (NPT)		Flanged (ANSI 300)	
inches	Victaulic Part Code	Price Each	Victaulic Part Code	Price Each	Victaulic Part Code	Price Each
1½	S014968F0G	\$1181.00	S014968F0T	\$1525.50	S014968F0F	\$1521.00
2	S020968F0G	1185.50	S020968F0T	1538.50	S020968F0F	1568.50
2½	S024968F0G	1785.50	S024968F0T	2143.50	S024968F0F	2240.50
3	S030968F0G	2497.00	S030968F0T	2856.00	S030968F0F	3047.50
4	S040968F0G	3309.00	-	-	S040968F0F	4078.00
6	S060968F0G	3730.50	-	-	S060968F0F	4932.50
8	S080968F0G	6902.00	-	-	S080968F0F	8149.00

NOTE: Items listed in shaded areas are non-cancellable and non-returnable.

* Other finishes and valve body materials available upon request.

Strainer (400 psi)

VICTAULIC SERIES 968-F-SS
BERMAD MODEL BC-70F-P-SS

Stainless Steel 316 Body
Y-Pattern
SS 304 Basket
Pressure up to 400 psi



Nominal Size	Strainer			
	Flanged (ANSI 150) 250 psi		Flanged (ANSI 300) 400 psi	
inches	Victaulic Part Code	Price Each	Victaulic Part Code	Price Each
1½	S014968X0F	\$5959.00	S014968XHF	\$11498.00
2	S020968X0F	7450.00	S020968XHF	12555.50
2½	S024968X0F	10671.50	S024968XHF	13969.00
3	S030968X0F	13565.50	S030968XHF	19338.50
4	S040968X0F	15560.00	S040968XHF	32903.50
6	S060968X0F	26838.50	S060968XHF	48136.50
8	S080968X0F	43455.50	S080968XHF	73196.00

NOTE: Items listed in shaded areas are non-cancellable and non-returnable.

* Other finishes and valve body materials available upon request.

Grooved IPS Pipe Accessories

High Pressure Strainer (600 psi)

VICTAULIC SERIES 969-F
BERMAD MODEL BC-80F-P

Ductile Iron Body - Epoxy
Coated
Y-Pattern
SS Basket
Pressure up to 600 psi



Nominal Size inches	Strainer					
	Grooved (Standard)		Female Threaded		Flanged (ANSI 300)	
	Victaulic Part Code	Price Each	Victaulic Part Code	Price Each	Victaulic Part Code	Price Each
1½	S014969F0G	\$4056.50	S014969F0T	\$4414.00	S014969F0F	\$4369.00
2	S020969F0G	4538.50	S020969F0T	4898.50	S020969F0F	4966.50
2½	S024969F0G	5399.50	S024969F0T	5761.00	S024969F0F	5853.50
3	S030969F0G	7270.50	S030969F0T	7629.50	S030969F0F	7821.50
4	S040969F0G	7364.50	-	-	S040969F0F	8136.50
6	S060969F0G	15260.00	-	-	S060969F0F	16462.00
8	S080969F0G	19507.00	-	-	S080969F0F	20754.00

NOTE: Items listed in shaded areas are non-cancellable and non-returnable.

* Other finishes and valve body materials available upon request.

Mover Expansion Joint

STYLE 150
Refer to publication 09.04



STYLE 150 – MOVER EXPANSION JOINT

Size inches	Approx. Weight Each lb	Maximum Available Expansion Inches	Grooved and Plain End “E” or “T” Price Each	
			Painted	Galv.
2	15.9	3	\$4290.50	\$5053.50
3	25.6	3	4928.00	5805.50
4	39.6	3	6492.50	7645.00
5	55.0	3	8250.00	9890.50
6	75.0	3	10087.50	11881.50

Victaulic Style 150 Expansion Joints are supplied fully assembled, with a Grade “E” gasket for water services up to +230°F. For other gaskets and services consult Victaulic. Style 150 Expansion Joints are supplied with plain ends for installation using two *Roust-A-Bout* Style 99 couplings, or with grooved ends for installation using Victaulic Coupling Style 77, 75, HP-70 or 07 Zero-Flex™ couplings.

NOTE: Style 155 Expansion Joints in sizes ¾ – 24” are available. Style 155 Expansion Joints are non-cancellable and non-returnable. Contact Victaulic for details.

NOTE: Items listed in shaded areas are non-cancellable and non-returnable.

Grooved IPS Pipe Accessories

Expansion Joint

STYLE 155

Refer to publication 09.05



STYLE 155 – EXPANSION JOINT

Nominal Size	Painted Couplings and Uncoated CS Pipe Sections		Galvanized Couplings and Galvanized CS Pipe Sections		Approx. Wgt. Ea.	COUPLING COMPLETE with Grade "E" or "T" Gasket and Carbon Steel Bolts & Nuts			COUPLING COMPLETE with Grade "E" or "T" Gasket and Stainless Steel Bolts & Nuts			
	Total Linear Movement	Neutral Position	Total Linear Movement	Neutral Position		lb	Painted Couplings and Uncoated CS Pipe Sections	Galvanized Couplings and Galvanized CS Pipe Sections	Galvanized Couplings or Galvanized CS Pipe Sections	Painted Couplings and Uncoated CS Pipe Sections	Galvanized Couplings and Galvanized CS Pipe Sections	Galvanized Couplings or Galvanized CS Pipe Sections
							inches			Price Each		
3/4	0.19	6.09	0.11	6.09	1.8	\$3629.00	\$4534.50	+	+	+	+	
	0.38	8.43	0.23	8.43	3.2	3832.50	4788.50	+	+	+	+	
	0.57	10.78	0.34	10.78	4.6	4033.00	5042.50	+	+	+	+	
	0.76	13.12	0.46	13.12	6.0	4236.50	5296.50	+	+	+	+	
	0.95	15.47	0.57	15.47	7.4	4439.50	5548.00	+	+	+	+	
	1.14	17.81	0.68	17.81	8.8	4642.00	5801.50	+	+	+	+	
	1.33	20.16	0.80	20.16	10.2	4845.00	6056.50	+	+	+	+	
	1.52	22.50	0.91	22.50	11.6	5047.00	6308.00	+	+	+	+	
	1.71	24.85	1.03	24.85	13.1	5107.00	6382.50	+	+	+	+	
	1.90	27.19	1.14	27.19	14.5	5166.00	6457.00	+	+	+	+	
	2.09	29.54	1.25	29.54	15.9	5223.50	6529.50	+	+	+	+	
2.28	31.88	1.37	31.88	17.3	5283.00	6603.50	+	+	+	+		
1	0.19	6.09	0.11	6.09	1.8	4211.00	5263.50	+	+	+	+	
	0.38	8.43	0.23	8.43	3.2	4333.00	5414.00	+	+	+	+	
	0.57	10.78	0.34	10.78	4.6	4472.50	5589.50	+	+	+	+	
	0.76	13.12	0.46	13.12	6.0	4619.00	5773.00	+	+	+	+	
	0.95	15.47	0.57	15.47	7.4	4767.00	5955.50	+	+	+	+	
	1.14	17.81	0.68	17.81	8.8	4914.50	6141.50	+	+	+	+	
	1.33	20.16	0.80	20.16	10.2	5062.50	6327.50	+	+	+	+	
	1.52	22.50	0.91	22.50	11.6	5212.50	6514.00	+	+	+	+	
	1.71	24.85	1.03	24.85	13.1	5360.50	6701.00	+	+	+	+	
	1.90	27.19	1.14	27.19	14.5	5511.00	6888.50	+	+	+	+	
	2.09	29.54	1.25	29.54	15.9	5660.50	7074.00	+	+	+	+	
2.28	31.88	1.37	31.88	17.3	5810.00	7262.50	+	+	+	+		

When using the hot dipped galvanized coating, the movement capacity of the Style 155 Expansion Joint is reduced due to the increased coating thickness. The following reduction factors shall be applied to the "total linear movement" values:

- For either hot dipped galvanized couplings or pipe sections, reduce "total linear movement" by 20%.
- For both hot dipped galvanized couplings and pipe sections, reduce "total linear movement" by 40%.

For more information regarding compressed or expanded lengths, refer to submittal 09.05.

+ Quoted on application. Contact Victaulic for pricing and availability.

NOTE: Items listed in shaded areas are non-cancellable and non-returnable.

Grooved IPS Pipe Accessories

Expansion Joint

STYLE 155

Refer to publication 09.05



STYLE 155 – EXPANSION JOINT

Nominal Size	Painted Couplings and Uncoated CS Pipe Sections		Galvanized Couplings and Galvanized CS Pipe Sections		Approx. Wgt. Ea.	COUPLING COMPLETE with Grade "E" or "T" Gasket and Carbon Steel Bolts & Nuts			COUPLING COMPLETE with Grade "E" or "T" Gasket and Stainless Steel Bolts & Nuts		
	Total Linear Movement	Neutral Position	Total Linear Movement	Neutral Position		Painted Couplings and Uncoated CS Pipe Sections	Galvanized Couplings and Galvanized CS Pipe Sections	Galvanized Couplings or Galvanized CS Pipe Sections	Painted Couplings and Uncoated CS Pipe Sections	Galvanized Couplings and Galvanized CS Pipe Sections	Galvanized Couplings or Galvanized CS Pipe Sections
	inches					lb	Price Each			Price Each	
1¼	0.19	8.09	0.11	8.09	3.6	\$4833.50	\$6040.50	+	+	+	+
	0.38	10.43	0.23	10.43	6.1	5062.50	6327.50	+	+	+	+
	0.57	12.78	0.34	12.78	8.7	5293.50	6615.50	+	+	+	+
	0.76	15.12	0.46	15.12	11.2	5520.50	6900.50	+	+	+	+
	0.95	17.47	0.57	17.47	13.7	5751.50	7186.50	+	+	+	+
	1.14	19.81	0.68	19.81	16.2	5979.50	7476.50	+	+	+	+
	1.33	22.16	0.80	22.16	18.8	6209.50	7760.50	+	+	+	+
	1.52	24.50	0.91	24.50	21.3	6439.00	8046.00	+	+	+	+
	1.71	26.85	1.03	26.85	23.8	6669.00	8336.50	+	+	+	+
	1.90	29.19	1.14	29.19	26.3	6897.50	8622.00	+	+	+	+
	2.09	31.54	1.25	31.54	28.9	7127.00	8907.00	+	+	+	+
2.28	33.88	1.37	33.88	31.4	7355.00	9193.50	+	+	+	+	
1½	0.19	8.09	0.11	8.09	4.1	4861.50	6075.00	+	+	+	+
	0.38	10.43	0.23	10.43	6.9	5180.50	6473.00	+	+	+	+
	0.57	12.78	0.34	12.78	9.7	5499.00	6874.50	+	+	+	+
	0.76	15.12	0.46	15.12	12.5	5818.50	7273.00	+	+	+	+
	0.95	17.47	0.57	17.47	15.4	6139.00	7672.00	+	+	+	+
	1.14	19.81	0.68	19.81	18.2	6458.00	8071.00	+	+	+	+
	1.33	22.16	0.80	22.16	21.0	6777.00	8468.50	+	+	+	+
	1.52	24.50	0.91	24.50	23.8	7095.50	8870.50	+	+	+	+
	1.71	26.85	1.03	26.85	26.6	7416.00	9271.00	+	+	+	+
	1.90	29.19	1.14	29.19	29.4	7736.00	9668.00	+	+	+	+
	2.09	31.54	1.25	31.54	32.2	8054.00	10068.00	+	+	+	+
2.28	33.88	1.37	33.88	35.0	8373.50	10467.50	+	+	+	+	

When using the hot dipped galvanized coating, the movement capacity of the Style 155 Expansion Joint is reduced due to the increased coating thickness. The following reduction factors shall be applied to the "total linear movement" values:

- For either hot dipped galvanized couplings or pipe sections, reduce "total linear movement" by 20%.
- For both hot dipped galvanized couplings and pipe sections, reduce "total linear movement" by 40%.

For more information regarding compressed or expanded lengths, refer to submittal 09.05.

+ Quoted on application. Contact Victaulic for pricing and availability.

NOTE: Items listed in shaded areas are non-cancellable and non-returnable.

Grooved IPS Pipe Accessories

Expansion Joint

STYLE 155

Refer to publication 09.05



STYLE 155 – EXPANSION JOINT

Nominal Size	Painted Couplings and Uncoated CS Pipe Sections		Galvanized Couplings and Galvanized CS Pipe Sections		Approx. Wgt. Ea.	COUPLING COMPLETE with Grade "E" or "T" Gasket and Carbon Steel Bolts & Nuts			COUPLING COMPLETE with Grade "E" or "T" Gasket and Stainless Steel Bolts & Nuts			
	Total Linear Movement	Neutral Position	Total Linear Movement	Neutral Position		lb	Painted Couplings and Uncoated CS Pipe Sections	Galvanized Couplings and Galvanized CS Pipe Sections	Galvanized Couplings or Galvanized CS Pipe Sections	Painted Couplings and Uncoated CS Pipe Sections	Galvanized Couplings and Galvanized CS Pipe Sections	Galvanized Couplings or Galvanized CS Pipe Sections
							inches			Price Each		
2	0.19	8.09	0.11	8.09	4.0	\$4927.50	\$6158.00	+	+	+	+	
	0.38	10.43	0.23	10.43	6.3	5171.50	6465.00	+	+	+	+	
	0.57	12.78	0.34	12.78	8.6	5414.00	6768.00	+	+	+	+	
	0.76	15.12	0.46	15.12	10.9	5658.50	7072.00	+	+	+	+	
	0.95	17.47	0.57	17.47	13.2	5901.50	7375.50	+	+	+	+	
	1.14	19.81	0.68	19.81	15.5	6143.50	7681.50	+	+	+	+	
	1.33	22.16	0.80	22.16	17.7	6389.00	7985.00	+	+	+	+	
	1.52	24.50	0.91	24.50	20.0	6633.00	8289.50	+	+	+	+	
	1.71	26.85	1.03	26.85	22.3	6877.50	8594.00	+	+	+	+	
	1.90	29.19	1.14	29.19	24.6	7121.00	8899.50	+	+	+	+	
2½	2.09	31.54	1.25	31.54	26.9	7362.50	9203.00	+	+	+	+	
	2.28	33.88	1.37	33.88	29.2	7607.50	9508.00	+	+	+	+	
	0.19	8.09	0.11	8.09	5.9	5047.00	6308.00	+	+	+	+	
	0.38	10.43	0.23	10.43	8.9	5321.00	6650.00	+	+	+	+	
	0.57	12.78	0.34	12.78	12.0	5595.00	6991.50	+	+	+	+	
	0.76	15.12	0.46	15.12	15.1	5870.50	7335.50	+	+	+	+	
	0.95	17.47	0.57	17.47	18.2	6141.50	7675.50	+	+	+	+	
	1.14	19.81	0.68	19.81	21.3	6415.50	8020.00	+	+	+	+	
	1.33	22.16	0.80	22.16	24.4	6691.00	8361.00	+	+	+	+	
	1.52	24.50	0.91	24.50	27.5	6963.00	8704.00	+	+	+	+	
	1.71	26.85	1.03	26.85	30.5	7236.00	9043.50	+	+	+	+	
	1.90	29.19	1.14	29.19	33.6	7513.00	9387.50	+	+	+	+	
	2.09	31.54	1.25	31.54	36.7	7784.00	9728.00	+	+	+	+	
	2.28	33.88	1.37	33.88	39.8	8057.50	10071.00	+	+	+	+	

When using the hot dipped galvanized coating, the movement capacity of the Style 155 Expansion Joint is reduced due to the increased coating thickness. The following reduction factors shall be applied to the "total linear movement" values:

- For either hot dipped galvanized couplings or pipe sections, reduce "total linear movement" by 20%.
- For both hot dipped galvanized couplings and pipe sections, reduce "total linear movement" by 40%.

For more information regarding compressed or expanded lengths, refer to submittal 09.05.

+ Quoted on application. Contact Victaulic for pricing and availability.

NOTE: Items listed in shaded areas are non-cancellable and non-returnable.

Grooved IPS Pipe Accessories

Expansion Joint

STYLE 155

Refer to publication 09.05



STYLE 155 – EXPANSION JOINT

Nominal Size	Painted Couplings and Uncoated CS Pipe Sections		Galvanized Couplings and Galvanized CS Pipe Sections		Approx. Wgt. Ea.	COUPLING COMPLETE with Grade "E" or "T" Gasket and Carbon Steel Bolts & Nuts			COUPLING COMPLETE with Grade "E" or "T" Gasket and Stainless Steel Bolts & Nuts		
	Total Linear Movement	Neutral Position	Total Linear Movement	Neutral Position		Painted Couplings and Uncoated CS Pipe Sections	Galvanized Couplings and Galvanized CS Pipe Sections	Galvanized Couplings or Galvanized CS Pipe Sections	Painted Couplings and Uncoated CS Pipe Sections	Galvanized Couplings and Galvanized CS Pipe Sections	Galvanized Couplings or Galvanized CS Pipe Sections
	inches					lb	Price Each			Price Each	
3	0.19	8.09	0.11	8.09	7.6	\$5192.00	\$6487.00	+	+	+	+
	0.38	10.43	0.23	10.43	11.5	5536.50	6919.50	+	+	+	+
	0.57	12.78	0.34	12.78	15.4	5882.50	7353.00	+	+	+	+
	0.76	15.12	0.46	15.12	19.3	6229.00	7784.50	+	+	+	+
	0.95	17.47	0.57	17.47	23.2	6573.50	8218.00	+	+	+	+
	1.14	19.81	0.68	19.81	27.2	6920.50	8649.50	+	+	+	+
	1.33	22.16	0.80	22.16	31.1	7265.00	9082.00	+	+	+	+
	1.52	24.50	0.91	24.50	35.0	7610.50	9512.00	+	+	+	+
	1.71	26.85	1.03	26.85	38.9	7957.50	9947.00	+	+	+	+
	1.90	29.19	1.14	29.19	42.8	8302.50	10380.00	+	+	+	+
	2.09	31.54	1.25	31.54	46.8	8649.00	10811.00	+	+	+	+
2.28	33.88	1.37	33.88	50.7	8995.00	11246.50	+	+	+	+	
4	0.25	12.10	0.15	12.10	3.5	5860.50	7324.50	+	+	+	+
	0.50	14.60	0.30	14.60	7.0	6268.00	7833.00	+	+	+	+
	0.75	17.11	0.45	17.11	10.5	6674.50	8344.50	+	+	+	+
	1.00	19.61	0.60	19.61	14.0	7082.00	8853.00	+	+	+	+
	1.25	22.12	0.75	22.12	17.5	7489.50	9360.50	+	+	+	+
	1.50	24.62	0.90	24.62	21.0	7897.00	9871.50	+	+	+	+
	1.75	27.13	1.05	27.13	24.5	8302.00	10379.00	+	+	+	+
	2.00	29.63	1.20	29.63	28.0	8711.00	10885.00	+	+	+	+
	2.25	32.14	1.35	32.14	31.5	9118.00	11394.50	+	+	+	+
	2.50	34.64	1.50	34.64	35.0	9523.00	11904.50	+	+	+	+
	2.75	37.15	1.65	37.15	38.5	9931.00	12414.50	+	+	+	+
3.00	39.65	1.80	39.65	42.0	10339.00	12920.00	+	+	+	+	

When using the hot dipped galvanized coating, the movement capacity of the Style 155 Expansion Joint is reduced due to the increased coating thickness. The following reduction factors shall be applied to the "total linear movement" values:

- For either hot dipped galvanized couplings or pipe sections, reduce "total linear movement" by 20%.
- For both hot dipped galvanized couplings and pipe sections, reduce "total linear movement" by 40%.

For more information regarding compressed or expanded lengths, refer to submittal 09.05.

+ Quoted on application. Contact Victaulic for pricing and availability.

NOTE: Items listed in shaded areas are non-cancellable and non-returnable.

Grooved IPS Pipe Accessories

Expansion Joint

STYLE 155

Refer to publication 09.05



STYLE 155 – EXPANSION JOINT

Nominal Size	Painted Couplings and Uncoated CS Pipe Sections		Galvanized Couplings and Galvanized CS Pipe Sections		Approx. Wgt. Ea.	COUPLING COMPLETE with Grade "E" or "T" Gasket and Carbon Steel Bolts & Nuts			COUPLING COMPLETE with Grade "E" or "T" Gasket and Stainless Steel Bolts & Nuts		
	Total Linear Movement	Neutral Position	Total Linear Movement	Neutral Position		Painted Couplings and Uncoated CS Pipe Sections	Galvanized Couplings and Galvanized CS Pipe Sections	Galvanized Couplings or Galvanized CS Pipe Sections	Painted Couplings and Uncoated CS Pipe Sections	Galvanized Couplings and Galvanized CS Pipe Sections	Galvanized Couplings or Galvanized CS Pipe Sections
	inches					lb	Price Each			Price Each	
5	0.25	12.10	0.15	12.10	5.5	\$6675.50	\$8345.00	+	+	+	+
	0.50	14.60	0.30	14.60	11.0	7186.00	8982.00	+	+	+	+
	0.75	17.11	0.45	17.11	16.5	7696.50	9621.50	+	+	+	+
	1.00	19.61	0.60	19.61	22.0	8208.50	10260.50	+	+	+	+
	1.25	22.12	0.75	22.12	27.5	8719.50	10897.00	+	+	+	+
	1.50	24.62	0.90	24.62	33.0	9229.50	11538.00	+	+	+	+
	1.75	27.13	1.05	27.13	38.5	9741.00	12178.00	+	+	+	+
	2.00	29.63	1.20	29.63	44.0	10251.50	12815.50	+	+	+	+
	2.25	32.14	1.35	32.14	49.5	10762.50	13453.00	+	+	+	+
	2.50	34.64	1.50	34.64	55.0	11276.00	14094.00	+	+	+	+
	2.75	37.15	1.65	37.15	60.5	11785.50	14731.50	+	+	+	+
3.00	39.65	1.80	39.65	66.0	12298.50	15372.00	+	+	+	+	
6	0.25	12.10	0.15	12.10	6.7	8013.50	10015.50	+	+	+	+
	0.50	14.60	0.30	14.60	13.4	8601.00	10748.00	+	+	+	+
	0.75	17.11	0.45	17.11	20.1	9183.00	11478.00	+	+	+	+
	1.00	19.61	0.60	19.61	26.8	9768.00	12209.00	+	+	+	+
	1.25	22.12	0.75	22.12	33.5	10354.00	12942.50	+	+	+	+
	1.50	24.62	0.90	24.62	40.2	10938.50	13673.00	+	+	+	+
	1.75	27.13	1.05	27.13	46.9	11525.00	14403.00	+	+	+	+
	2.00	29.63	1.20	29.63	53.6	12108.00	15134.50	+	+	+	+
	2.25	32.14	1.35	32.14	60.3	12692.50	15865.50	+	+	+	+
	2.50	34.64	1.50	34.64	67.0	13279.00	16596.00	+	+	+	+
	2.75	37.15	1.65	37.15	73.7	13862.50	17326.00	+	+	+	+
3.00	39.65	1.80	39.65	80.4	14446.00	18060.00	+	+	+	+	

When using the hot dipped galvanized coating, the movement capacity of the Style 155 Expansion Joint is reduced due to the increased coating thickness. The following reduction factors shall be applied to the "total linear movement" values:

- For either hot dipped galvanized couplings or pipe sections, reduce "total linear movement" by 20%.
- For both hot dipped galvanized couplings and pipe sections, reduce "total linear movement" by 40%.

For more information regarding compressed or expanded lengths, refer to submittal 09.05.

+ Quoted on application. Contact Victaulic for pricing and availability.

NOTE: Items listed in shaded areas are non-cancellable and non-returnable.

Grooved IPS Pipe Accessories

Expansion Joint

STYLE 155

Refer to publication 09.05



STYLE 155 – EXPANSION JOINT

Nominal Size	Painted Couplings and Uncoated CS Pipe Sections		Galvanized Couplings and Galvanized CS Pipe Sections		Approx. Wgt. Ea.	COUPLING COMPLETE with Grade "E" or "T" Gasket and Carbon Steel Bolts & Nuts			COUPLING COMPLETE with Grade "E" or "T" Gasket and Stainless Steel Bolts & Nuts		
	Total Linear Movement	Neutral Position	Total Linear Movement	Neutral Position		Painted Couplings and Uncoated CS Pipe Sections	Galvanized Couplings and Galvanized CS Pipe Sections	Galvanized Couplings or Galvanized CS Pipe Sections	Painted Couplings and Uncoated CS Pipe Sections	Galvanized Couplings and Galvanized CS Pipe Sections	Galvanized Couplings or Galvanized CS Pipe Sections
	inches					lb	Price Each			Price Each	
8	0.25	12.13	0.15	12.13	12.5	\$9735.50	\$12168.00	+	+	+	+
	0.50	15.00	0.30	15.00	25.0	10638.50	13298.00	+	+	+	+
	0.75	17.88	0.45	17.88	37.5	11543.00	14427.00	+	+	+	+
	1.00	20.75	0.60	20.75	50.0	12445.00	15557.50	+	+	+	+
	1.25	23.63	0.75	23.63	62.5	13347.00	16684.50	+	+	+	+
	1.50	26.50	0.90	26.50	75.0	14253.00	17812.50	+	+	+	+
	1.75	29.38	1.05	29.38	87.5	15155.00	18944.50	+	+	+	+
	2.00	32.25	1.20	32.25	100.0	16056.00	20072.00	+	+	+	+
	2.25	35.13	1.35	35.13	112.5	16959.00	21200.00	+	+	+	+
	2.50	38.00	1.50	38.00	125.0	17864.00	22328.50	+	+	+	+
10	0.25	16.13	0.15	16.13	82.3	11370.50	14209.50	+	+	+	+
	0.50	19.00	0.30	19.00	119.9	12843.50	16055.00	+	+	+	+
	0.75	21.88	0.45	21.88	157.4	14318.00	17899.50	+	+	+	+
	1.00	24.75	0.60	24.75	195.0	15794.00	19743.50	+	+	+	+
	1.25	27.63	0.75	27.63	232.6	17269.00	21587.00	+	+	+	+
	1.50	30.50	0.90	30.50	270.2	18746.50	23431.00	+	+	+	+
	1.75	33.38	1.05	33.38	307.8	20219.50	25276.00	+	+	+	+
	2.00	36.25	1.20	36.25	345.3	21696.00	27120.00	+	+	+	+
	2.25	39.13	1.35	39.13	382.9	23172.50	28963.50	+	+	+	+
	2.50	42.00	1.50	42.00	420.5	24647.00	30807.50	+	+	+	+
2.75	44.88	1.65	44.88	458.1	26122.00	32650.00	+	+	+	+	
3.00	47.75	1.80	47.75	495.7	27596.50	34492.50	+	+	+	+	

When using the hot dipped galvanized coating, the movement capacity of the Style 155 Expansion Joint is reduced due to the increased coating thickness. The following reduction factors shall be applied to the "total linear movement" values:

- For either hot dipped galvanized couplings or pipe sections, reduce "total linear movement" by 20%.
- For both hot dipped galvanized couplings and pipe sections, reduce "total linear movement" by 40%.

For more information regarding compressed or expanded lengths, refer to submittal 09.05.

+ Quoted on application. Contact Victaulic for pricing and availability.

NOTE: Items listed in shaded areas are non-cancellable and non-returnable.

Grooved IPS Pipe Accessories

Expansion Joint

STYLE 155

Refer to publication 09.05



STYLE 155 – EXPANSION JOINT

Nominal Size	Painted Couplings and Uncoated CS Pipe Sections		Galvanized Couplings and Galvanized CS Pipe Sections		Approx. Wgt. Ea.	COUPLING COMPLETE with Grade "E" or "T" Gasket and Carbon Steel Bolts & Nuts			COUPLING COMPLETE with Grade "E" or "T" Gasket and Stainless Steel Bolts & Nuts		
	Total Linear Movement	Neutral Position	Total Linear Movement	Neutral Position		Painted Couplings and Uncoated CS Pipe Sections	Galvanized Couplings and Galvanized CS Pipe Sections	Galvanized Couplings or Galvanized CS Pipe Sections	Painted Couplings and Uncoated CS Pipe Sections	Galvanized Couplings and Galvanized CS Pipe Sections	Galvanized Couplings or Galvanized CS Pipe Sections
						inches			lb	Price Each	
12	0.25	16.13	0.15	16.13	100.3	\$12351.50	\$15437.00	+	+	+	+
	0.50	19.00	0.30	19.00	145.8	14091.00	17612.50	+	+	+	+
	0.75	21.88	0.45	21.88	191.4	15830.50	19789.00	+	+	+	+
	1.00	24.75	0.60	24.75	237.0	17571.50	21962.50	+	+	+	+
	1.25	27.63	0.75	27.63	282.5	19312.00	24138.00	+	+	+	+
	1.50	30.50	0.90	30.50	328.1	21051.50	26312.50	+	+	+	+
	1.75	33.38	1.05	33.38	373.6	22792.50	28488.50	+	+	+	+
	2.00	36.25	1.20	36.25	419.2	24531.00	30664.50	+	+	+	+
	2.25	39.13	1.35	39.13	464.8	26271.00	32837.50	+	+	+	+
	2.50	42.00	1.50	42.00	510.3	28012.00	35014.00	+	+	+	+
	2.75	44.88	1.65	44.88	555.9	29751.50	37187.00	+	+	+	+
3.00	47.75	1.80	47.75	601.4	31490.50	39365.00	+	+	+	+	

When using the hot dipped galvanized coating, the movement capacity of the Style 155 Expansion Joint is reduced due to the increased coating thickness. The following reduction factors shall be applied to the "total linear movement" values:

- For either hot dipped galvanized couplings or pipe sections, reduce "total linear movement" by 20%.
- For both hot dipped galvanized couplings and pipe sections, reduce "total linear movement" by 40%.

For more information regarding compressed or expanded lengths, refer to submittal 09.05.

+ Quoted on application. Contact Victaulic for pricing and availability.

NOTE: Items listed in shaded areas are non-cancellable and non-returnable.

Grooved IPS Pipe Accessories

Style 155 Expansion Joint Configurator Painted Couplings and Uncoated Carbon Steel Pipe Sections

C A A N 155 P E Z

Class	Size in/mm	Movement in	Length	Style	Finish	Gasket	Bolts and Nuts
C	A - ¾/26.9 B - 1/33.7 C - 1¼/42.4 D - 1½/48.3 E - 2/60.3 F - 2½/73.0 G - 76.1 mm H - 3/88.9 I - 3½/101.6 J - 4/114.3 K - 5/141.3 L - 139.7 mm M - 6/168.3 N - 165.1 mm O - 8/219.1 P - 10/273.0 Q - 12/323.9	A - 0.19 B - 0.25 C - 0.38 D - 0.50 E - 0.57 F - 0.75 G - 0.76 H - 0.95 I - 1.00 J - 1.14 K - 1.25 L - 1.33 M - 1.50 N - 1.52 O - 1.71 P - 1.75 Q - 1.90 R - 2.00 S - 2.09 T - 2.25 U - 2.28 X - 2.50 Y - 2.75 Z - 3.00	C - Compressed N - Neutral E - Expanded	155	P - Painted Couplings and Uncoated Pipe Sections	E - EPDM 1 - FlushSeal EPDM T - Nitrile 2 - FlushSeal Nitrile O - Fluoroelastomer L - Silicone F - MWS EPDM G - MWS Nitrile	Z - Plated X - Stainless Steel

Grooved IPS Pipe Accessories

Style 155 Expansion Joint Configurator Galvanized Couplings and Galvanized Carbon Steel Pipe Sections (40% Reduced Maximum Linear Movement)

C A A N 155 G E Z

Class	Size in/mm	Movement in	Length	Style	Finish	Gasket	Bolts and Nuts
C	A - ¾/26.9 B - 1/33.7 C - 1¼/42.4 D - 1½/48.3 E - 2/60.3 F - 2½/73.0 G - 76.1 mm H - 3/88.9 I - 3½/101.6 J - 4/114.3 K - 5/141.3 L - 139.7 mm M - 6/168.3 N - 165.1 mm O - 8/219.1 P - 10/273.0 Q - 12/323.9	A - 0.11 B - 0.15 C - 0.23 D - 0.30 E - 0.34 F - 0.45 G - 0.46 H - 0.57 I - 0.60 J - 0.68 K - 0.75 L - 0.80 M - 0.90 N - 0.91 O - 1.03 P - 1.05 Q - 1.14 R - 1.20 S - 1.25 T - 1.35 U - 1.37 X - 1.50 Y - 1.65 Z - 1.80	C - Compressed N - Neutral E - Expanded	155	G - Galvanized Couplings and Galvanized Pipe Sections	E - EPDM 1 - FlushSeal EPDM T - Nitrile 2 - FlushSeal Nitrile O - Fluoroelastomer L - Silicone F - MWS EPDM G - MWS Nitrile	Z - Plated X - Stainless Steel

Grooved IPS Pipe Accessories

Style 155 Expansion Joint Configurator Galvanized Couplings or Galvanized Carbon Steel Pipe Sections (20% Reduced Maximum Linear Movement)

C A A N 155 1 E Z

Class	Size in/mm	Movement in	Length	Style	Finish	Gasket	Bolts and Nuts
C	A - ¾/26.9 B - 1/33.7 C - 1¼/42.4 D - 1½/48.3 E - 2/60.3 F - 2½/73.0 G - 76.1 mm H - 3/88.9 I - 3½/101.6 J - 4/114.3 K - 5/141.3 L - 139.7 mm M - 6/168.3 N - 165.1 mm O - 8/219.1 P - 10/273.0 Q - 12/323.9	A - 0.15 B - 0.20 C - 0.30 D - 0.40 E - 0.46 F - 0.60 G - 0.61 H - 0.76 I - 0.80 J - 0.91 K - 1.00 L - 1.06 M - 1.20 N - 1.22 O - 1.37 P - 1.40 Q - 1.52 R - 1.60 S - 1.67 T - 1.80 U - 1.82 X - 2.00 Y - 2.20 Z - 2.40	C - Compressed N - Neutral E - Expanded	155	1 - Galvanized Couplings 2 - Galvanized Pipe Sections	E - EPDM 1 - FlushSeal EPDM T - Nitrile 2 - FlushSeal Nitrile O - Fluoroelastomer L - Silicone F - MWS EPDM G - MWS Nitrile	Z - Plated X - Stainless Steel

Grooved IPS Pipe Accessories

Expansion Joint for OGS
Potable Water Piping Systems



STYLE 155P

Refer to publication 09.25

STYLE 155P – EXPANSION JOINT FOR OGS POTABLE WATER PIPING SYSTEMS

Nominal Size	Painted Couplings & Uncoated SS Pipe Sections				Approx. Wgt. Ea.	COUPLING COMPLETE with Grade "P" Gasket and Carbon Steel Bolts & Nuts	COUPLING COMPLETE with Grade "P" Gasket and Stainless Steel Bolts & Nuts
	Movement						
	Maximum	Compressed	Neutral	Expanded		lb	Price Each
2	0.19	8.00	8.09	8.17	4.0	\$7087.50	+
	0.38	10.25	10.43	10.61	6.3	7970.00	+
	0.57	12.50	12.78	13.05	8.6	8344.50	+
	0.76	14.75	15.12	15.49	10.9	8721.00	+
	0.95	17.00	17.47	17.93	13.2	9095.50	+
	1.14	19.25	19.81	20.37	15.5	12625.00	+
	1.33	21.50	22.16	22.81	17.7	13125.50	+
	1.52	23.75	24.50	25.25	20.0	13630.50	+
	1.71	26.00	26.85	27.69	22.3	14132.50	+
	1.90	28.25	29.19	30.13	24.6	14632.00	+
	2.09	30.50	31.54	32.57	26.9	15128.00	+
2.28	32.75	33.88	35.01	29.2	15632.50	+	
2½	0.19	8.00	8.09	8.17	5.9	9333.00	+
	0.38	10.25	10.43	10.61	8.9	10933.50	+
	0.57	12.50	12.78	13.05	12.0	11495.00	+
	0.76	14.75	15.12	15.49	15.1	12063.00	+
	0.95	17.00	17.47	17.93	18.2	12620.00	+
	1.14	19.25	19.81	20.37	21.3	13181.50	+
	1.33	21.50	22.16	22.81	24.4	13747.50	+
	1.52	23.75	24.50	25.25	27.5	16097.50	+
	1.71	26.00	26.85	27.69	30.5	16727.00	+
	1.90	28.25	29.19	30.13	33.6	17365.50	+
	2.09	30.50	31.54	32.57	36.7	18392.00	+
2.28	32.75	33.88	35.01	39.8	18953.00	+	
3	0.19	8.00	8.09	8.17	7.6	9601.00	+
	0.38	10.25	10.43	10.61	11.5	11376.00	+
	0.57	12.50	12.78	13.05	15.4	12087.00	+
	0.76	14.75	15.12	15.49	19.3	12797.00	+
	0.95	17.00	17.47	17.93	23.2	14519.50	+
	1.14	19.25	19.81	20.37	27.2	15286.50	+
	1.33	21.50	22.16	22.81	31.1	16048.00	+
	1.52	23.75	24.50	25.25	35.0	16811.50	+
	1.71	26.00	26.85	27.69	38.9	17577.00	+
	1.90	28.25	29.19	30.13	42.8	18342.00	+
	2.09	30.50	31.54	32.57	46.8	19104.50	+
2.28	32.75	33.88	35.01	50.7	19870.50	+	

NOTE: Items listed in shaded areas are non-cancellable and non-returnable.

+ Quoted on application. Contact Victaulic for pricing and availability.

Grooved IPS Pipe Accessories

Expansion Joint for OGS
Potable Water Piping Systems



STYLE 155P

Refer to publication 09.25

STYLE 155P – EXPANSION JOINT FOR OGS POTABLE WATER PIPING SYSTEMS

Nominal Size	Painted Couplings & Uncoated SS Pipe Sections				Approx. Wgt. Ea.	COUPLING COMPLETE with Grade "P" Gasket and Carbon Steel Bolts & Nuts	COUPLING COMPLETE with Grade "P" Gasket and Stainless Steel Bolts & Nuts
	Movement						
	Maximum	Compressed	Neutral	Expanded		lb	Painted Couplings and Uncoated SS Pipe Sections Price Each
	inches						
4	0.25	11.97	12.1	12.22	3.5	\$13245.50	+
	0.5	14.35	14.6	14.85	7.0	14167.50	+
	0.75	16.73	17.11	17.48	10.5	15087.00	+
	1	19.11	19.61	20.11	14.0	16006.00	+
	1.25	21.49	22.12	22.74	17.5	16928.50	+
	1.5	23.87	24.62	25.37	21.0	17849.50	+
	1.75	26.25	27.13	28	24.5	18767.00	+
	2	28.63	29.63	30.63	28.0	19686.00	+
	2.25	31.01	32.14	33.26	31.5	20608.00	+
	2.5	33.39	34.64	35.89	35.0	21525.50	+
6	0.25	11.97	12.1	12.22	6.7	16466.00	+
	0.5	14.35	14.6	14.85	13.4	18556.50	+
	0.75	16.73	17.11	17.48	20.1	19814.00	+
	1	19.11	19.61	20.11	26.8	21076.00	+
	1.25	21.49	22.12	22.74	33.5	22339.00	+
	1.5	23.87	24.62	25.37	40.2	23600.50	+
	1.75	26.25	27.13	28	46.9	24866.50	+
	2	28.63	29.63	30.63	53.6	26125.00	+
	2.25	31.01	32.14	33.26	60.3	27386.00	+
	2.5	33.39	34.64	35.89	67.0	28650.50	+
8	0.25	12	12.13	12.25	12.5	20004.50	+
	0.5	14.75	15	15.25	25.0	21860.50	+
	0.75	17.5	17.88	18.25	37.5	23721.50	+
	1	20.25	20.75	21.25	50.0	25573.50	+
	1.25	23	23.63	24.25	62.5	27428.50	+
	1.5	25.75	26.5	27.25	75.0	30458.00	+
	1.75	28.5	29.38	30.25	87.5	32387.00	+
	2	31.25	32.25	33.25	100.0	34314.50	+
	2.25	34	35.13	36.25	112.5	36245.00	+
	2.5	36.75	38	39.25	125.0	38178.50	+
2.75	39.5	40.88	42.25	137.5	40112.00	+	
3	42.25	43.75	45.25	150.0	42034.50	+	

NOTE: Items listed in shaded areas are non-cancellable and non-returnable.

+ Quoted on application. Contact Victaulic for pricing and availability.

Grooved IPS Pipe Accessories

Expansion Joint for OGS
Potable Water Piping Systems



STYLE 155P

Refer to publication 09.25

STYLE 155P – EXPANSION JOINT FOR OGS POTABLE WATER PIPING SYSTEMS

Nominal Size	Painted Couplings & Uncoated SS Pipe Sections				Approx. Wgt. Ea.	COUPLING COMPLETE with Grade "P" Gasket and Carbon Steel Bolts & Nuts	COUPLING COMPLETE with Grade "P" Gasket and Stainless Steel Bolts & Nuts
	Movement						
	Maximum	Compressed	Neutral	Expanded		Price Each	
	inches				lb	Price Each	
10	0.25	16.00	16.13	16.25	82.3	\$23363.50	+
	0.50	18.75	19.00	19.25	119.9	26392.50	+
	0.75	21.50	21.88	22.25	157.4	29423.00	+
	1.00	24.25	24.75	25.25	195.0	32457.00	+
	1.25	27.00	27.63	28.25	232.6	35487.00	+
	1.50	29.75	30.50	31.25	270.2	38523.00	+
	1.75	32.50	33.38	34.25	307.8	41551.00	+
	2.00	35.25	36.25	37.25	345.3	44583.50	+
	2.25	38.00	39.13	40.25	382.9	48808.00	+
	2.50	40.75	42.00	43.25	420.5	51914.50	+
12	0.25	16.00	16.13	16.25	100.3	24112.00	+
	0.50	18.75	19.00	19.25	145.8	27508.00	+
	0.75	21.50	21.88	22.25	191.4	30903.00	+
	1.00	24.25	24.75	25.25	237.0	34302.50	+
	1.25	27.00	27.63	28.25	282.5	37701.50	+
	1.50	29.75	30.50	31.25	328.1	41096.00	+
	1.75	32.50	33.38	34.25	373.6	44493.50	+
	2.00	35.25	36.25	37.25	419.2	47889.50	+
	2.25	38.00	39.13	40.25	464.8	51288.00	+
	2.50	40.75	42.00	43.25	510.3	54685.50	+
	2.75	43.50	44.88	46.25	555.9	58081.00	+
	3.00	46.25	47.75	49.25	601.4	61478.00	+

NOTE: Items listed in shaded areas are non-cancellable and non-returnable.

+ Quoted on application. Contact Victaulic for pricing and availability.

Grooved IPS Pipe Accessories

Style 155P Expansion Joint Configurator Painted Couplings and Uncoated Stainless Steel Pipe Sections

C A A N 155P H P Z

Class	Size in/mm	Movement	Length	Style	Finish	Gasket	Bolts and Nuts
C	E - 2/50 F - 2½/65 H - 3/80 J - 4/100 M - 6/150 O - 8/200 P - 10/250 Q - 12/300	A - 0.19 B - 0.25 C - 0.38 D - 0.50 E - 0.57 F - 0.75 G - 0.76 H - 0.95 I - 1.00 J - 1.14 K - 1.25 L - 1.33 M - 1.50 N - 1.52 O - 1.71 P - 1.75 Q - 1.90 R - 2.00 S - 2.09 T - 2.25 U - 2.28 X - 2.50 Y - 2.75 Z - 3.00	C - Compressed N - Neutral E - Expanded	155	H - Painted Blue	P - Fluoroelastomer Blend	Z - Plated X - Stainless Steel

Grooved IPS Pipe Accessories

Dynamic Movement Joint

STYLE 257

Refer to publication 09.17



STYLE 257 – DYNAMIC MOVEMENT JOINT

Nominal Size	Actual Outside Dia.	No. Pairs	Overall Settlement			
			1"	2"	3"	4"
inches			Price Each			
2	2.375	2	+	+	+	+
		3	+	+	+	+
		4	-	+	+	+
2½	2.875	2	+	+	+	+
		3	+	+	+	+
		4	-	+	+	+
3	3.500	2	+	+	+	+
		3	+	+	+	+
		4	+	+	+	+
4	4.500	2	+	+	+	+
		3	-	+	+	+
		4	-	-	+	+
5	5.562	2	+	+	+	+
		3	-	+	+	+
		4	-	+	+	+
6	6.625	2	+	+	+	+
		3	+	+	+	+
		4	-	+	+	+
8	8.625	2	+	+	+	+
		3	+	+	+	+
		4	-	+	+	+
10	10.750	2	+	+	+	+
		3	+	+	+	+
		4	+	+	+	+
12	12.750	2	+	+	+	+
		3	+	+	+	+
		4	+	+	+	+

+ Quoted on application. Contact Victaulic for pricing and availability.

NOTE: Items listed in shaded areas are non-cancellable and non-returnable.

Grooved IPS Pipe Accessories

AGS™ Dynamic Movement Joint

STYLE W257

Refer to publication 20.16



STYLE W257 – DYNAMIC MOVEMENT JOINT

Nominal Size	Actual Outside Dia.	No. Pairs	Overall Settlement			
			1"	2"	3"	4"
inches			Price Each			
14	14.000	2	+	+	+	+
		3	+	+	+	+
		4	+	+	+	+
16	16.000	2	+	+	+	+
		3	+	+	+	+
		4	+	+	+	+
18	18.000	2	+	+	+	+
		3	+	+	+	+
		4	+	+	+	+
20	20.000	2	+	+	+	+
		3	+	+	+	+
		4	+	+	+	+
22	22.000	2	+	+	+	+
		3	+	+	+	+
		4	+	+	+	+
24	24.000	2	+	+	+	+
		3	+	+	+	+
		4	+	+	+	+
26	26.000	2	+	+	+	+
		3	+	+	+	+
		4	+	+	+	+
28	28.000	2	+	+	+	+
		3	+	+	+	+
		4	+	+	+	+
30	30.000	2	+	+	+	+
		3	+	+	+	+
		4	+	+	+	+
32	32.000	2	+	+	+	+
		3	+	+	+	+
		4	+	+	+	+
34	34.000	2	+	+	+	+
		3	+	+	+	+
		4	+	+	+	+
36	36.000	2	+	+	+	+
		3	+	+	+	+
		4	+	+	+	+

+ Quoted on application. Contact Victaulic for pricing and availability.

NOTE: Items listed in shaded areas are non-cancellable and non-returnable.

Grooved IPS Pipe Accessories

AGS™ Dynamic Movement Joint

STYLE W257

Refer to publication 20.16



STYLE W257 – DYNAMIC MOVEMENT JOINT

Nominal Size	Actual Outside Dia.	No. Pairs	Overall Settlement			
			1"	2"	3"	4"
inches		Price Each				
38	38.000	2	+	+	+	+
		3	+	+	+	+
		4	+	+	+	+
40	40.000	2	+	+	+	+
		3	+	+	+	+
		4	+	+	+	+
42	42.000	2	+	+	+	+
		3	+	+	+	+
		4	+	+	+	+
44	44.000	2	+	+	+	+
		3	+	+	+	+
		4	+	+	+	+
46	46.000	2	+	+	+	+
		3	+	+	+	+
		4	+	+	+	+
48	48.000	2	+	+	+	+
		3	+	+	+	+
		4	+	+	+	+
50	50.000	2	+	+	+	+
		3	+	+	+	+
		4	+	+	+	+
54	54.000	2	+	+	+	+
		3	+	+	+	+
		4	+	+	+	+
56	56.000	2	+	+	+	+
		3	+	+	+	+
		4	+	+	+	+
60	60.000	2	+	+	+	+
		3	+	+	+	+
		4	+	+	+	+
62	62.000	2	+	+	+	+
		3	+	+	+	+
		4	+	+	+	+
64	64.000	2	+	+	+	+
		3	+	+	+	+
		4	+	+	+	+

+ Quoted on application. Contact Victaulic for pricing and availability.

NOTE: Items listed in shaded areas are non-cancellable and non-returnable.

Grooved IPS Pipe Accessories

AGS[®] Dynamic Movement Joint

STYLE W257
Refer to publication 20.16



STYLE W257 – DYNAMIC MOVEMENT JOINT

Nominal Size	Actual Outside Dia.	No. Pairs	Overall Settlement			
			1"	2"	3"	4"
inches			Price Each			
72	72.000	2	+	+	+	+
		3	+	+	+	+
		4	+	+	+	+
78	78.000	2	+	+	+	+
		3	+	+	+	+
		4	+	+	+	+

+ Quoted on application. Contact Victaulic for pricing and availability.

NOTE: Items listed in shaded areas are non-cancellable and non-returnable.

Grooved IPS Pipe Accessories

Carbon Steel Riser Anchor

NO. A10

Refer to publication 07.70



NO. A10 CARBON STEEL RISER ANCHOR

Nominal Size	Approx. Weight Each	Price Each
inches	lb	
2	10.0	\$1425.00
2½	14.0	1554.00
3	17.0	1641.00
4	30.0	2158.50
5	42.0	2375.00
6	68.0	2460.50
8	90.0	2634.00
10	135.0	3539.00
12	152.0	4057.00

NOTE: Items listed in shaded areas are non-cancellable and non-returnable.

Carbon Steel Heavy Riser Anchor

NO. A20

Refer to publication 07.72



NO. A20 CARBON STEEL HEAVY RISER ANCHOR

Nominal Size	Approx. Weight Each	Price Each
inches	lb	
2	25.9	\$5452.50
2½	31.4	5604.00
3	36.3	5755.50
4	47.0	6058.00
5	58.3	6361.50
6	90.1	6664.00
8	125.2	7270.50
10	167.5	7875.50
12	197.9	8329.50

NOTE: Items listed in shaded areas are non-cancellable and non-returnable.

Carbon Steel Riser Anchor for Tight Spaces

NO. A40

Refer to publication 07.74



NO. A40 CARBON STEEL RISER ANCHOR FOR TIGHT SPACES

Nominal Size	Approx. Weight Each	Price Each
inches	lb	
2	10.1	\$1487.00
2½	14.3	1622.00
3	18.2	1711.00
4	25.1	2250.50
5	33.1	2803.00
6	55.3	2566.50
8	77.5	3333.00
10	117.4	3691.00
12	142.7	4229.50

NOTE: Items listed in shaded areas are non-cancellable and non-returnable.

Grooved IPS Pipe Accessories

Long Adjustable Pipe Clamp Anchor

NO. A81

Refer to publication 07.80



NO. A81 LONG ADJUSTABLE PIPE CLAMP ANCHOR

Nominal Size inches	Approx. Weight Each lb	Price Each	
		Painted	Galv.
2	45.0	\$4108.50	\$5136.00
2½	45.0	4120.00	5149.50
3	45.0	4139.50	5174.50
4	46.0	4239.00	5299.00
5	48.0	4568.00	5709.50
6	62.0	4843.50	6054.50
8	64.0	4970.00	6213.00
10	79.0	5776.00	7220.50
12	82.0	6104.50	7630.00

* Other coatings available upon request. Contact Victaulic for details.

NOTE: Items listed in shaded areas are non-cancellable and non-returnable.

Short Adjustable Pipe Clamp Anchor

NO. A82

Refer to publication 07.80



NO. A82 SHORT ADJUSTABLE PIPE CLAMP ANCHOR

Nominal Size inches	Approx. Weight Each lb	Price Each	
		Painted	Galv.
2	29.0	\$3928.50	\$4911.00
2½	29.0	3940.50	4926.00
3	29.0	3959.00	4949.00
4	30.0	4060.00	5075.00
5	32.0	4387.50	5484.50
6	43.0	4619.00	5774.00
8	45.0	4745.50	5931.50
10	59.0	5552.00	6941.00
12	63.0	5881.00	7351.50

* Other coatings available upon request. Contact Victaulic for details.

NOTE: Items listed in shaded areas are non-cancellable and non-returnable.

Grooved IPS Pipe Accessories

Long Fixed Pipe Clamp Anchor

NO. A83

Refer to publication 07.80



NO. A83 LONG FIXED PIPE CLAMP ANCHOR

Nom. Size	Approx. Wgt. Ea.	Length	Price Each		Approx. Wgt. Ea.	Length	Price Each		Approx. Wgt. Ea.	Length	Price Each	
			Painted	Galv.			Painted	Galv.			Painted	Galv.
2	48.3	8.00	\$3686.50	\$4609.00	51.2	11.00	\$4029.50	\$5036.00	54.2	14.00	\$4526.50	\$5658.00
2½	48.6		3803.50	4754.00	51.6		4223.00	5278.50	54.5		4642.00	5803.00
3	48.8		3822.50	4778.00	51.8		4243.50	5304.00	54.8		4661.50	5827.50
4	52.4		3923.00	4903.50	55.4		4342.50	5428.00	58.4		4762.00	5952.00
5	54.4		4251.00	5314.00	57.4		4670.50	5838.50	60.4		5090.50	6362.50
6	71.3		4482.00	5603.00	75.1		4884.50	6107.00	78.9		5345.50	6682.00
8	73.3		4609.00	5761.50	77.1		5011.50	6264.00	81.0		5471.50	6839.00
10	95.6		5602.00	7002.00	99.4		5835.50	7293.50	103.2		6312.50	7890.50
12	99.0		5744.00	7179.50	102.8		6163.50	7704.50	106.6		6640.50	8300.50

* Other coatings available upon request. Contact Victaulic for details.

NOTE: Items listed in shaded areas are non-cancellable and non-returnable.

Short Fixed Pipe Clamp Anchor

NO. A84

Refer to publication 07.80



NO. A84 SHORT FIXED PIPE CLAMP ANCHOR

Nom. Size	Approx. Wgt. Ea.	Length	Price Each		Approx. Wgt. Ea.	Length	Price Each		Approx. Wgt. Ea.	Length	Price Each	
			Painted	Galv.			Painted	Galv.			Painted	Galv.
2	13.1	3.00	\$2031.50	\$2540.00	14.3	4.00	\$2322.00	\$2902.50	15.4	5.00	\$2584.50	\$3230.50
2½	13.5		2043.50	2554.00	14.6		2333.50	2916.50	15.7		2596.50	3245.50
3	13.7		2062.50	2578.00	14.8		2353.50	2941.50	16.0		2615.50	3269.50
4	17.0		2135.00	2669.00	18.4		2425.00	3031.50	19.9		2688.50	3360.00
5	19.0		2463.50	3079.00	20.4		2752.50	3441.00	21.9		3016.50	3770.50
6	31.4		2567.50	3209.50	34.2		2863.50	3579.50	37.1		3132.00	3916.00
8	33.4		2743.00	3429.00	36.3		2990.00	3737.50	39.1		3258.00	4073.00
10	54.9		3500.50	4375.50	58.5		3805.00	4756.50	62.1		4082.50	5102.50
12	58.3		3828.00	4784.50	61.9		4133.00	5166.50	65.5		4410.50	5513.00

* Other coatings available upon request. Contact Victaulic for details.

NOTE: Items listed in shaded areas are non-cancellable and non-returnable.

Grooved IPS Pipe Accessories

AGS AGS Carbon Steel Heavy Riser Anchor

NO. WA20
Refer to publication 20.72



NO. WA20 AGS CARBON STEEL HEAVY RISER ANCHOR

Nominal Size	Approx. Weight Each	Price Each
inches	lb	
14	382.0	\$18247.50
16	421.3	20501.50
18	460.5	23902.50
20	645.0	28177.00
24	741.6	30050.50

NOTE: Items listed in shaded areas are non-cancellable and non-returnable.

Carbon Steel Riser Movement Fitting

NO. A190
Refer to publication 102.90



NO. A190 CARBON STEEL RISER MOVEMENT FITTING

Nominal Size	Approx. Weight Each	Price Each
inches	lb	
2	35.5	\$5303.50
2½	46.9	6184.50
3	57.3	6588.00
4	85.6	8113.00
6	151.4	13148.50

NOTE: Items listed in shaded areas are non-cancellable and non-returnable.

Grooved IPS Pipe Accessories

Carbon Steel Anchor Outlet Fitting

NO. A191

Refer to publication 102.91



NO. A191 CARBON STEEL ANCHOR OUTLET FITTING

Nominal Size		Approx. Wgt Each	Price Each
inches		lb	
4	x 2	46.9	\$4265.50
	x 2½	47.1	4265.50
	x 3	47.3	4265.50
5	x 2	59.7	+
	x 2½	60.4	+
	x 3	61.8	+
	x 4	61.9	+
6	x 2	96.0	6244.50
	x 2½	95.8	6244.50
	x 3	100.9	6244.50
	x 4	99.4	6244.50
8	x 2	136.6	7844.00
	x 2½	142.1	7844.00
	x 3	136.7	8095.50
	x 4	144.9	9292.00
	x 6	145.4	9292.00
10	x 2	218.7	11556.00
	x 2½	219.1	11631.00
	x 3	216.7	11705.50
	x 4	217.7	11782.50
	x 6	215.7	12721.00
12	x 2	268.0	12974.50
	x 2½	266.0	13030.50
	x 3	270.0	13083.50
	x 4	268.0	13138.00
	x 6	263.0	13246.50

NOTE: Items listed in shaded areas are non-cancellable and non-returnable.

+ Quoted on application. Contact Victaulic for pricing and availability.

Hydraulic Control Valves



Hydraulic Control Valves

Hydraulic Control Valves

Pressure Reducing Valve
(250–400 psi)

VICTAULIC SERIES 972
BERMAD MODEL BC-720-P

Ductile Iron Body - Epoxy Coated
Y-Pattern
SS 316 Tube/Fitting with SS Control
Accessories
Pressure up to 400 psi



Nominal Size inches	Basic PRV with V-Port (Standard)							
	Grooved (Standard) 400 psi		Female Threaded (NPT) 400 psi		Flanged (ANSI 150) 250 psi		Flanged (ANSI 300) 400 psi	
	Victaulic Part Code	Price Each	Victaulic Part Code	Price Each	Victaulic Part Code	Price Each	Victaulic Part Code	Price Each
1½	S014972H0G	\$5522.00	S014972H0T	\$5930.50	S01497200F	\$5877.50	S014972H0F	\$6051.50
2	S020972H0G	5584.00	S020972H0T	5994.00	S02097200F	5584.00	S020972H0F	6249.50
2½	S024972H0G	5906.00	S024972H0T	6317.00	S02497200F	5906.00	S024972H0F	6616.00
3	S030972H0G	6928.50	S030972H0T	7339.50	S03097200F	6928.50	S030972H0F	7668.00
4	S040972H0G	8183.00	–	–	S04097200F	8183.00	S040972H0F	9329.50
6	S060972H0G	14028.50	–	–	S06097200F	15400.00	S060972H0F	15853.50
8	S080972H0G	18630.50	–	–	S08097200F	20055.50	S080972H0F	20646.50

NOTE: Items listed in shaded areas are non-cancellable and non-returnable.

* Other finishes and valve body materials available upon request.

Pressure Reducing
Valve (250–400 psi)

VICTAULIC SERIES 972-SS
BERMAD MODEL BC-720-P-SS

Stainless Steel 316 Body
Stainless Steel 303 Internals
Y-Pattern
SS 316 Tube/Fitting and
Control Accessories
Pressure up to 400 psi



Nominal Size inches	Basic PRV with V-Port (Standard)			
	Flanged (ANSI 150) 250 psi		Flanged (ANSI 300) 400 psi	
	Victaulic Part Code	Price Each	Victaulic Part Code	Price Each
1½	S014972X0F	\$11167.00	S014972XHF	\$17846.00
2	S020972X0F	13120.00	S020972XHF	20362.50
2½	S024972X0F	16499.00	S024972XHF	20471.50
3	S030972X0F	20119.50	S030972XHF	27066.50
4	S040972X0F	22733.50	S040972XHF	43646.50
6	S060972X0F	41642.00	S060972XHF	67323.50
8	S080972X0F	62253.50	S080972XHF	98100.50

NOTE: Items listed in shaded areas are non-cancellable and non-returnable.

* Other finishes and valve body materials available upon request.

Hydraulic Control Valves

Proportional Pressure Reducing Valve (400 psi)

VICTAULIC SERIES 972-PD
BERMAD MODEL BC-720-PD-P

Ductile Iron Body -
Epoxy Coated
Y-Pattern
SS 316 Tube/Fitting with SS
Control Accessories.
Pressure up to 400 psi



Nominal Size inches	Proportional PRV					
	Grooved (Standard)		Female Threaded (NPT)		Flanged (ANSI 300)	
	Victaulic Part Code	Price Each	Victaulic Part Code	Price Each	Victaulic Part Code	Price Each
1½	S014972P0G	\$3695.50	S014972P0T	\$4105.00	S014972P0F	\$4052.00
2	S020972P0G	3759.00	S020972P0T	4170.00	S020972P0F	4246.00
2½	S024972P0G	4082.50	S024972P0T	4493.00	S024972P0F	4601.50
3	S030972P0G	4135.00	S030972P0T	4545.50	S030972P0F	4763.50
4	S040972P0G	5389.00	-	-	S040972P0F	5273.50
6	S060972P0G	11169.50	-	-	S060972P0F	12541.50
8	S080972P0G	15517.00	-	-	S080972P0F	16943.50

NOTE: Items listed in shaded areas are non-cancellable and non-returnable.

* Other finishes and valve body materials available upon request.

Proportional Pressure Reducing Valve (250 – 400 psi)

VICTAULIC SERIES 972-PD-SS
BERMAD MODEL BC-720-PD-SS

Stainless Steel 316 Body
Y-Pattern
SS 316 Tube/Fitting with SS
Control Accessories.
Pressure up to 400 psi

Nominal Size inches	Proportional PRV			
	Flanged (ANSI 150) 250 psi		Flanged (ANSI 300) 400 psi	
	Victaulic Part Code	Price Each	Victaulic Part Code	Price Each
1½	S014972X1F	\$8235.50	S014972X3F	\$8994.50
2	S020972X1F	9363.00	S020972X3F	10176.00
2½	S024972X1F	10572.00	S024972X3F	11070.50
3	S030972X1F	16182.50	S030972X3F	16638.50
4	S040972X1F	20747.50	S040972X3F	22292.00
6	S060972X1F	35657.50	S060972X3F	41837.00

NOTE: Items listed in shaded areas are non-cancellable and non-returnable.

* Other finishes and valve body materials available upon request.

Hydraulic Control Valves

High Pressure
Proportional Pressure
Reducing Valve
(600 psi)

**VICTAULIC SERIES 982-PP
BERMAD MODEL BC-820-PP-P**

Ductile Iron Body -
Epoxy Coated
Y-Pattern
SS 316 Tube/Fitting with SS
Control Accessories
Pressure up to 600 psi



Nominal Size	High Pressure Proportional PRV					
	Grooved (Standard)		Female Threaded		Flanged (ANSI 300)	
	inches	Victaulic Part Code	Price Each	Victaulic Part Code	Price Each	Price Each
1½	S014982P0G	\$11164.00	S014982P0T	\$11654.50	S014982P0F	\$11610.00
2	S020982P0G	11240.50	S020982P0T	11680.50	S020982P0F	11761.50
2½	S024982P0G	11873.00	S024982P0T	12283.50	S024982P0F	12395.00
3	S030982P0G	15911.50	S030982P0T	16323.50	S030982P0F	16540.50
4	S040982P0G	21369.50	-	-	S040982P0F	22252.50
6	S060982P0G	38007.50	-	-	S060982P0F	39379.00
8	S080982P0G	56465.00	-	-	S080982P0F	57890.50

NOTE: Items listed in shaded areas are non-cancellable and non-returnable.

* Other finishes and valve body materials available upon request.

Pressure Relief Valve
(250 psi)

**VICTAULIC SERIES 973-Q
BERMAD MODEL BC-73Q-P**

Ductile Iron Body -
Epoxy Coated
Y-Pattern
SS 316 Tube/Fitting with SS
Control Accessories
With Mechanical Limit Switch
Pressure up to 250 psi



Nominal Size	Pressure Relief					
	Grooved (Standard)		Female Threaded		Flanged (ANSI 150)	
	inches	Victaulic Part Code	Price Each	Victaulic Part Code	Price Each	Price Each
1½	S014973Q0G	\$6020.50	S014973Q0T	\$6428.00	S014973Q0F	\$6376.50
2	S020973Q0G	6083.00	S020973Q0T	6495.50	S020973Q0F	6570.00
2½	S024973Q0G	6407.50	S024973Q0T	6818.50	S024973Q0F	6924.50
3	S030973Q0G	7288.50	S030973Q0T	7698.50	S030973Q0F	7916.00
4	S040973Q0G	8473.00	-	-	S040973Q0F	9353.50

NOTE: Items listed in shaded areas are non-cancellable and non-returnable.

* Other finishes and valve body materials available upon request.

Hydraulic Control Valves

Pressure Relief Valve (400 psi)

VICTAULIC SERIES 973-QHP
BERMAD MODEL BC-73Q-P

Ductile Iron Body -
Epoxy Coated
Y-Pattern
SS 316 Tube/Fitting with SS
Control Accessories
With Mechanical Limit Switch
Pressure up to 400 psi



Nominal Size	Pressure Relief					
	Grooved (Standard)		Female Threaded		Flanged (ANSI 300)	
	inches	Victaulic Part Code	Price Each	Victaulic Part Code	Price Each	Victaulic Part Code
1½	S014973HQG	\$7270.50	S014973HQT	\$7677.00	S014973HQF	\$7628.00
2	S020973HQG	7329.50	S020973HQT	7740.50	S020973HQF	7816.50
2½	S024973HQG	7709.00	S024973HQT	8120.00	S024973HQF	8228.00
3	S030973HQG	8818.50	S030973HQT	9229.00	S030973HQF	9447.00
4	S040973HQG	10174.00	-	-	S040973HQF	11052.00

NOTE: Items listed in shaded areas are non-cancellable and non-returnable.

* Other finishes and valve body materials available upon request.

Excessive Pressure Shut-Off Valve

VICTAULIC SERIES 979-4
BERMAD MODEL BC-794-P

Ductile Iron Body - Epoxy Coated
Y-Pattern
SS 316 Tube/Fitting with SS Control
Accessories
Pressure up to 400 psi
Setting Range 15 - 230 psi



Nominal Size	Excessive Pressure Shut-Off							
	Grooved (Standard) 400 psi		Female Threaded 400 psi		Flanged (ANSI 150) 250 psi		Flanged (ANSI 300) 400 psi	
	inches	Victaulic Part Code	Price Each	Victaulic Part Code	Price Each	Victaulic Part Code	Price Each	Victaulic Part Code
1½	S01497940G	\$4288.50	S01497940T	\$4958.50	S01497940F	\$5166.50	S014979H0F	\$5205.50
2	S02097940G	4457.00	S02097940T	5048.50	S02097940F	5275.50	S020979H0F	5551.00
2½	S02497940G	6285.50	S02497940T	5110.00	S02497940F	5405.50	S024979H0F	5649.50
3	S03097940G	6536.50	S03097940T	5914.00	S03097940F	6410.00	S030979H0F	6795.00
4	S04097940G	6708.50	-	-	S04097940F	7601.50	S040979H0F	7978.00
6	S06097940G	11286.00	-	-	S06097940F	13006.00	S060979H0F	13488.00
8	S08097940G	18292.00	-	-	S08097940F	17274.50	S080979H0F	18515.50

NOTE: Items listed in shaded areas are non-cancellable and non-returnable.

* Other finishes and valve body materials available upon request.

Hydraulic Control Valves

Excessive Pressure
Shut-Off Valve
(250 – 400 psi)

**VICTAULIC SERIES 979-4-SS
BERMAD MODEL BC-794-P-SS**

**Stainless Steel 316 Body
Y-Pattern
SS 316 Tube/Fitting with SS
Control Accessories
Pressure up to 400 psi**

Nominal Size inches	Excessive Pressure Shut-Off			
	Flanged (ANSI 150) 250 psi		Flanged (ANSI 300) 400 psi	
	Victaulic Part Code	Price Each	Victaulic Part Code	Price Each
1½	S014979X0F	\$9928.00	S014979XHF	\$10687.50
2	S020979X0F	11057.00	S020979XHF	11861.50
2½	S024979X0F	12266.00	S024979XHF	12763.00
3	S030979X0F	18558.00	S030979XHF	18927.50
4	S040979X0F	22932.00	S040979XHF	24476.50
6	S060979X0F	37652.50	S060979XHF	43832.00

NOTE: Items listed in shaded areas are non-cancellable and non-returnable.

* Other finishes and valve body materials available upon request.

Pressure Reducing System
with “Watchdog” Hydraulic
Backup Valve
(400 psi)

**VICTAULIC SERIES 972S-H
BERMAD MODEL BC-72S-H-P**

**Ductile Iron Body - Epoxy Coated
Y-Pattern
SS 316 Tube/Fitting with SS Control
Accessories
Pressure up to 400 psi**

Nominal Size inches	Watchdog PRV					
	Grooved (Standard) 400 psi		Flanged (ANSI 150) 250 psi		Flanged (ANSI 300) 400 psi	
	Victaulic Part Code	Price Each	Victaulic Part Code	Price Each	Victaulic Part Code	Price Each
1½	S014972S0G	\$13355.00	S014972S0F	\$14070.00	S014972SHF	\$14482.50
2	S020972S0G	13481.00	S020972S0F	14455.50	S020972SHF	14880.00
2½	S024972S0G	14127.00	S024972S0F	15165.00	S024972SHF	15612.00
3	S030972S0G	15993.50	S030972S0F	17250.00	S030972SHF	17759.00
4	S040972S0G	18436.00	S040972S0F	20196.00	S040972SHF	20791.00
6	S060972S0G	30053.50	S060972S0F	32798.00	S060972SHF	33762.00
8	S080972S0G	38701.00	S080972S0F	41550.50	S080972SHF	42773.00

NOTE: Items listed in shaded areas are non-cancellable and non-returnable.

* Other finishes and valve body materials available upon request.

Hydraulic Control Valves

Watchdog PRV Combo
with Integrated
Low-Flow Bypass
(300 psi)

VICTAULIC SERIES 972S-2B-H
BERMAD MODEL BC-72S-2B-H-P

Ductile Iron Body - Epoxy
Coated

Y-Pattern

SS 316 Tube/Fitting with SS

Control Accessories

Integrated Brass Direct Acting

PRV as Low-Flow Bypass

(Series 935-H)

Pressure up to 300 psi



Nominal Size	Watchdog PRV Combo with Integrated Low-Flow Bypass	
	Grooved (Standard)	
inches	Victaulic Part Code	Price Each
1½	S014972H2G	\$14234.00
2	S020972H2G	14352.00
2½	S024972H2G	14953.00
3	S030972H2G	16692.50
4	S040972H2G	19564.50
6	S060972H2G	30392.00
8	S080972H2G	38451.00

NOTE: Items listed in shaded areas are non-cancellable and non-returnable.

Check Valve
(400 psi)

VICTAULIC SERIES 970-N
BERMAD MODEL BC-70N-P

Ductile Iron Body - Epoxy
Coated

Y-Pattern

Pressure up to 400 psi

Nominal Size	Check Valve, Lift Type					
	Grooved (Standard)		Female Threaded (NPT)		Flanged (ANSI 300)	
inches	Victaulic Part Code	Price Each	Victaulic Part Code	Price Each	Victaulic Part Code	Price Each
1½	S014970N0G	\$2614.50	S014970N0T	\$3024.00	S014970N0F	\$2972.50
2	S020970N0G	2592.00	S020970N0T	3002.00	S020970N0F	3078.50
2½	S024970N0G	2973.50	S024970N0T	3385.00	S024970N0F	3492.00
3	S030970N0G	4574.50	S030970N0T	4986.00	S030970N0F	5202.50
4	S040970N0G	5219.50	-	-	S040970N0F	5940.00
6	S060970N0G	12168.50	-	-	S060970N0F	13540.50
8	S080970N0G	14770.50	-	-	S080970N0F	16194.00

NOTE: Items listed in shaded areas are non-cancellable and non-returnable.

* Other finishes and valve body materials available upon request.

Hydraulic Control Valves

Pressure Relief/
Sustaining Valve
(250 psi)

**VICTAULIC SERIES 973
BERMAD MODEL BC-730-P**

**Ductile Iron Body -
Epoxy Coated
Y-Pattern
SS 316 Tube/Fitting with SS
Control Accessories
Pressure up to 250 psi**

Nominal Size inches	Pressure Relief/Sustaining					
	Grooved (Standard)		Female Threaded		Flanged (ANSI 150)	
	Victaulic Part Code	Price Each	Victaulic Part Code	Price Each	Victaulic Part Code	Price Each
1½	S01497300G	\$5003.50	S01497300T	\$5410.50	S01497300F	\$5359.50
2	S02097300G	5065.50	S02097300T	5475.50	S02097300F	5553.50
2½	S02497300G	5389.00	S02497300T	5800.00	S02497300F	5907.50
3	S03097300G	6353.50	S03097300T	6764.00	S03097300F	6981.00
4	S04097300G	7591.00	-	-	S04097300F	8470.50
6	S06097300G	14468.00	-	-	S06097300F	15839.50
8	S08097300G	18512.50	-	-	S08097300F	19936.50

NOTE: Items listed in shaded areas are non-cancellable and non-returnable.

* Other finishes and valve body materials available upon request.

Pressure Relief/
Sustaining Valve
(400 psi)

**VICTAULIC SERIES 973-HP
BERMAD MODEL BC-730-P**

**Ductile Iron Body -
Epoxy Coated
Y-Pattern
SS 316 Tube/Fitting with SS
Control Accessories
Pressure up to 400 psi**

Nominal Size inches	Pressure Relief/Sustaining					
	Grooved (Standard)		Female Threaded		Flanged (ANSI 300)	
	Victaulic Part Code	Price Each	Victaulic Part Code	Price Each	Victaulic Part Code	Price Each
1½	S014973H0G	\$6252.00	S014973H0T	\$6659.50	S014973H0F	\$6608.50
2	S020973H0G	6312.00	S020973H0T	6721.50	S020973H0F	6800.00
2½	S024973H0G	6692.50	S024973H0T	7103.00	S024973H0F	7212.50
3	S030973H0G	7882.00	S030973H0T	8292.00	S030973H0F	8509.00
4	S040973H0G	9292.50	-	-	S040973H0F	10170.00
6	S060973H0G	16336.00	-	-	S060973H0F	17708.50
8	S080973H0G	20610.50	-	-	S080973H0F	22035.50

NOTE: Items listed in shaded areas are non-cancellable and non-returnable.

* Other finishes and valve body materials available upon request.

Hydraulic Control Valves

Solenoid Control Valve
On/Off
(400 psi)

**VICTAULIC SERIES 971
BERMAD MODEL BC-710-P**

Ductile Iron Body -
Epoxy Coated
Y-Pattern
**24 VAC/Normally Open Valve
(Solenoid Energizes to Close)**
SS 316 Tube/Fitting with SS
Control Accessories
With Mechanical Limit Switch
Pressure up to 400 psi



Nominal Size	Basic Solenoid Control Valve	
	Grooved (Standard)	
inches	Victaulic Part Code	Price Each
1½	S01497104G	\$6649.50
2	S02097104G	6708.00
2½	S02497104G	7035.50
3	S03097104G	7933.00
4	S04097104G	9122.00
6	S06097104G	14028.50
8	S08097104G	14747.00

NOTE: Items listed in shaded areas are non-cancellable and non-returnable.

* Other finishes and valve body materials available upon request.

Pressure Reducing
Valve with Solenoid
Control
(400 psi)

**VICTAULIC SERIES 972-55
BERMAD MODEL BC-720-55-P**

Ductile Iron Body -
Epoxy Coated
Y-Pattern
**24 VAC/Normally Closed Valve
(Solenoid Energizes to Open)**
SS 316 Tube/Fitting with SS
Control Accessories
With Mechanical Limit Switch
Pressure up to 400 psi



Nominal Size	Basic Solenoid Control Valve	
	Grooved (Standard)	
inches	Victaulic Part Code	Price Each
1½	S014972H5G	\$9546.00
2	S020972H5G	9636.00
2½	S024972H5G	9863.50
3	S030972H5G	10845.00
4	S040972H5G	12105.00
6	S060972H5G	16857.00
8	S080972H5G	35646.00

NOTE: Items listed in shaded areas are non-cancellable and non-returnable.

* Other finishes and valve body materials available upon request.

Hydraulic Control Valves

Pressure Reducing Valve with Integral Low-Flow Bypass (300 psi)

**VICTAULIC SERIES 972-2B
BERMAD MODEL BC-720-2B-P**

Ductile Iron Body - Epoxy Coated
Y-Pattern
SS 316 Tube/Fitting with SS Control Accessories and Brass Low-Flow PRV
Pressure up to 300 psi



Nominal Size inches	Pressure Reducing Valve with Integral Low-Flow Bypass Grooved (Standard)	
	Victaulic Part Code	Price Each
1½	S014972PLG	\$7382.50
2	S020972PLG	7448.50
2½	S024972PLG	7764.50
3	S030972PLG	8778.50
4	S040972PLG	10659.50
6	S060972PLG	16458.00
8	S080972PLG	21026.00

NOTE: Items listed in shaded areas are non-cancellable and non-returnable.

Pressure Reducing Valve with Integral Low-Flow Bypass (300 psi)

**VICTAULIC SERIES 972-2B-SS
BERMAD MODEL BC-720-2B-P-SS**

Stainless Steel 316 Body
Y-Pattern
SS 316 Tube/Fitting with SS Control Accessories and Brass Low-Flow Bypass PRV
Pressure up to 300 psi



Nominal Size inches	Pressure Reducing Valve with Integral Low-Flow Bypass Flanged (ANSI 150)			
	Flanged (ANSI 150)		Flanged (ANSI 300)	
	Victaulic Part Code	Price Each	Victaulic Part Code	Price Each
1½	S014972X1L	\$10099.00	S014972X3L	\$10099.00
2	S020972X1L	10233.00	S020972X3L	10233.00
2½	S024972X1L	11757.00	S024972X3L	11757.00
3	S030972X1L	15861.50	S030972X3L	16026.00
4	S040972X1L	20382.00	S040972X3L	21958.00
6	S060972X1L	30568.00	S060972X3L	33564.00
8	S080972X1L	49051.50	S080972X3L	53134.50

NOTE: Items listed in shaded areas are non-cancellable and non-returnable.

Hydraulic Control Valves

Level Control Valve
with Modulating
Altitude Pilot
(250 psi)

VICTAULIC SERIES 975-82
BERMAD MODEL BC-750-82

Ductile Iron Body - Fusion
Bonded Epoxy Coated
Y-Pattern

Level Settings: 7 - 46 ft.
SS 316 Tube/Fitting and
Control Accessories
Pressure up to 250 psi



Nominal Size	Basic Level Control Valve with V-Port	
	Grooved (Standard)	
inches	Victaulic Part Code	Price Each
1½	S01497500G	\$13632.00
2	S02097500G	13690.00
2½	S02497500G	14015.50
3	S03097500G	15015.50
4	S04097500G	16279.00
6	S06097500G	22172.50
8	S08097500G	26649.00

NOTE: Items listed in shaded areas are non-cancellable and non-returnable.

* Other finishes and valve body materials available upon request.

Level Control Valve
with Modulating
Vertical Float
(250 psi)

VICTAULIC SERIES 975-67
BERMAD MODEL BC-750-67-P

Ductile Iron Body - Fusion
Bonded Epoxy Coated
Y-Pattern

SS 316 Tube/Fitting and
Control Accessories
Pressure up to 250 psi



Nominal Size	Basic Level Control Valve with V-Port (Standard)	
	Grooved (Standard)	
inches	Victaulic Part Code	Price Each
1½	S01497567G	\$10411.00
2	S02097567G	10471.00
2½	S02497567G	10799.00
3	S03097567G	11821.50
4	S04097567G	13069.50
6	S06097567G	18921.00
8	S08097567G	23396.00

NOTE: Items listed in shaded areas are non-cancellable and non-returnable.

* Other finishes and valve body materials available upon request.

Hydraulic Control Valves

Direct Acting Pressure Reducing Valve (300 psi)

VICTAULIC SERIES 935-H
BERMAD MODEL BC-CAP-P

Female Threaded Ends Only
Pressure up to 300 psi



Nominal Size	Direct Acting Pressure Reducing Valve	
	FNPT Threads with Pressure Gauge	
inches	Victaulic Part Code	Price Each
1/2	S0049353FF	\$485.00
3/4	S0069353FF	518.00
1	S0109353FF	664.00
1 1/4	S0129353FF	1356.00
1 1/2	S0149353FF	1740.00
2	S0209353FF	2012.00

NOTE: Items listed in shaded areas are non-cancellable and non-returnable.

Series 970
Bermad Series 700

Diaphragm Actuated Bare Valve
Ductile Iron Body –
Epoxy Coated (standard)
Y-Pattern (standard)
Customizable trim for
controlling pressure,
flow, and level
Pressure up to 400 psi
End connection options vary
by size



Nominal Size	Configurable Valve Body
inches	Price Each
1 1/2	+
2	+
2 1/2	+
3	+
4	+
6	+
8	+
10	+
12	+
14	+
16	+
18	+
20	+
24 – 48	+

NOTE: Items listed in shaded areas are non-cancellable and non-returnable.

+ Quoted on application. Contact Victaulic for pricing and availability.

NOTE: For pricing valve options and configurations not listed above, contact Victaulic.

Hydraulic Control Valves

Series 980
Bermad Series 800

Piston Actuated Bare Valve
Dustile Iron Body –
Epoxy Coated (standard)
Y-Pattern (standard)
Customizable trim for
controlling pressure,
flow, and level
Pressure up to 600 psi
End connection options vary
by size



Nominal Size	Configurable Valve Body
inches	Price Each
1½	+
2	+
2½	+
3	+
4	+
6	+
8	+
10	+
12	+
14	+
16	+
18	+
20	+

NOTE: Items listed in shaded areas are non-cancellable and non-returnable.

+ Quoted on application. Contact Victaulic for pricing and availability.

NOTE: For pricing valve options and configurations not listed above, contact Victaulic.

Hydraulic Control Valves

Spare Parts

NSF Actuator
Assembly with V-Port

Grooved, Flanged or
Threaded Ends

Nominal Size inches	Victaulic Part Code	Price Each
1½ – 2½*	P014972ACT	\$1706.50
3	P030972ACT	2219.50
4	P040972ACT	3115.00
6	P060972ACT	7537.50

*The list price for the 2½" size shown above is for flanged or threaded ends only.

NOTE: Items listed in shaded areas are non-cancellable and non-returnable.

NSF Actuator
Assembly with V-Port

2½" Grooved Ends Only

Nominal Size inches	Victaulic Part Code	Price Each
2½	P024972ACG	\$1963.50

NOTE: Items listed in shaded areas are non-cancellable and non-returnable.

Seal Disc Washer

Grooved, Flanged or
Threaded Ends

Nominal Size inches	Victaulic Part Code	Price Each
1½ – 2½*	P014972SDW	\$83.00
3	P030972SDW	112.50
4	P040972SDW	149.00
6	P060972SDW	302.00

*The list price for the 2½" size shown above is for flanged or threaded ends only.

NOTE: Items listed in shaded areas are non-cancellable and non-returnable.

Seal Disc Washer

2½" Grooved Ends Only

Nominal Size inches	Victaulic Part Code	Price Each
2½	P024972SDG	\$107.00

NOTE: Items listed in shaded areas are non-cancellable and non-returnable.

NSF Elastomers Kit

Grooved, Flanged or
Threaded Ends
Kit includes necessary O-rings,
diaphragm and seals

Nominal Size inches	Victaulic Part Code	Price Each
1½ – 2½*	P014972EK0	\$237.00
3	P030972EK0	237.00
4	P040972EK0	267.00
6	P060972EK0	702.50

*The list price for the 2½" size shown above is for flanged or threaded ends only.

NOTE: Items listed in shaded areas are non-cancellable and non-returnable.

Hydraulic Control Valves

NSF Elastomers Kit

2½" Grooved Ends Only
 Kit includes necessary O-rings,
 diaphragm and seals

Nominal Size inches	Victaulic Part Code	Price Each
2½	P024972EKG	\$237.00

NOTE: Items listed in shaded areas are non-cancellable and non-returnable.

Pilots

Description	Victaulic Part Code	Price Each
For use with Victaulic Series 972 and Series 972-SS Pressure Reducing Valves - Sizes 1½ - 14"	P080972PIL	\$2331.00
For use with Victaulic Series 973-Q and Series 973-QHP Pressure Relief Valves and Victaulic Series 979-4 and Series 979-4HP Excessive Pressure Shut-Off Valves	P000973PIL	2001.00
For use with Victaulic Series 972S-H Pressure Reducing System with "Watchdog" Hydraulic Backup Valve	P000972SPI	4220.50

NOTE: Items listed in shaded areas are non-cancellable and non-returnable.

Air Valves



Air Valves

Automatic Air Release Valves

Series 9A7
Bermad Model A71

**Type 316 stainless steel body
with NPT connection**

Refer to publication Engineering
A71

Nominal Size inches	Operating Pressure: 1.5 – 230 psi		Operating Pressure: 1.5 – 360 psi	
	Victaulic Part Code	Price Each	Victaulic Part Code	Price Each
3/4	S0069A7N27	\$1334.50	S0069A7N47	\$1437.00
1	S0109A7N27	1370.50	S0109A7N47	1462.00

NOTE: Items listed in shaded areas are non-cancellable and non-returnable.



Air Valves

Combination Air Valves

Series 9C3 Bermad Model C30

Glass reinforced nylon body with NPT connection

Refer to publication Engineering C30



Nominal Size	Operating Pressure: 1.5 – 230 psi	
	With No Surge Protection or Inflow Prevention	
inches	Victaulic Part Code	Price Each
$\frac{3}{4}$	S0069C3P27	\$391.50
1	S0109C3P27	436.00
2	S0209C3P27	852.00

NOTE: For pricing valve options and configurations not listed above, contact Victaulic.

NOTE: Items listed in shaded areas are non-cancellable and non-returnable.

Series 9C7 Bermad Model C70

Ductile iron body with flange connection unless otherwise noted

Refer to publication Engineering C70



Nominal Size	Operating Pressure: 1.5 – 230 psi			
	With No Surge Protection		With Surge Protection	
inches	Victaulic Part Code	Price Each	Victaulic Part Code	Price Each
2 – NPT	S0209C7C21	\$2211.50	S0209C7C2A	\$2611.00
2	S0209C7C32	2361.50	S0209C7C3B	2793.00
3	S0309C7C32	3700.50	S0309C7C3B	4399.00
4	S0409C7C32	4324.50	S0409C7C3B	5018.50
6	S0609C7C32	7721.00	S0609C7C3B	8839.00
8	S0809C7C32	13693.00	S0809C7C3B	15022.00

Nominal Size	Operating Pressure: 1.5 – 360 psi			
	With No Surge Protection		With Surge Protection	
inches	Victaulic Part Code	Price Each	Victaulic Part Code	Price Each
2 – NPT	S0209C7C41	\$2262.50	S0209C7C4A	\$2684.00
2	S0209C7C44	2919.50	S0209C7C4D	3378.50
3	S0309C7C44	4361.00	S0309C7C4D	5012.00
4	S0409C7C44	4861.50	S0409C7C4D	5294.00
6	S0609C7C44	8256.00	S0609C7C4D	8917.00
8	S0809C7C44	14739.50	S0809C7C4D	16404.50

Nominal Size	Operating Pressure: 1.5 – 580 psi			
	With No Surge Protection		With Surge Protection	
inches	Victaulic Part Code	Price Each	Victaulic Part Code	Price Each
2 – NPT	S0209C7C51	\$2464.50	S0209C7C5A	\$2956.00
2	S0209C7C54	3108.50	S0209C7C5D	3730.50
3	S0309C7C54	4502.00	S0309C7C5D	5177.50
4	S0409C7C54	5280.50	S0409C7C5D	6072.00
6	S0609C7C54	9089.00	S0609C7C5D	9999.00
8	S0809C7C54	15869.00	S0809C7C5D	17456.00

NOTE: For pricing valve options and configurations not listed above, contact Victaulic.

NOTE: Items listed in shaded areas are non-cancellable and non-returnable.

Air Valves

Series 9C5-P Bermad Model C50-P

Nylon body, cover, and neck with polypropylene lower float
Flange connection unless otherwise noted

Refer to publication Engineering C50



Nominal Size	Operating Pressure: 1.5 – 150 psi	
	With Surge Protection	
inches	Victaulic Part Code	Price Each
2 – NPT	S0209C54PM	\$3733.00
3 – NPT	S0309C54PT	3663.50
2	S0209C54PF	3620.00
3	S0309C54PF	3803.50
4	S0409C54PF	3835.50

NOTE: For pricing valve options and configurations not listed above, contact Victaulic.

NOTE: Items listed in shaded areas are non-cancellable and non-returnable.

Series 9C5-N-N Bermad Model C50-N-N

Stainless steel body, cover, and neck with stainless steel lower float
Flange connection unless otherwise noted

Refer to publication Engineering C50-G-N-N



Nominal Size	Operating Pressure: 1.5 – 150 psi			
	With No Surge Protection		With Surge Protection	
inches	Victaulic Part Code	Price Each	Victaulic Part Code	Price Each
2 – NPT	S0209C53XT	\$12288.50	S0209C56XT	\$12784.00
3 – NPT	S0309C53XT	13292.00	S0309C56XT	13788.00
2	S0209C53XF	13885.00	S0209C56XF	14382.50
3	S0309C53XF	15115.00	S0309C56XF	15612.00
4	S0409C53XF	16066.00	S0409C56XF	16561.00

NOTE: For pricing valve options and configurations not listed above, contact Victaulic.

NOTE: Items listed in shaded areas are non-cancellable and non-returnable.

Series 9C5/Model C50 Accessories

Nominal Size inches	Description	Victaulic Part Code	Price Each
2 – 4	Inflow Prevention (IP)	P0209C50IP	\$565.00

NOTE: Victaulic Series 9C5 (Bermad Model C50) combination air valves may be modified to include either surge protection or inflow prevention, but never both.

NOTE: Items listed in shaded areas are non-cancellable and non-returnable.

Hydronic Balancing Products



Hydronic Balancing Products

Manual Balancing Valves

TA Series 786H

SOLDER END (400 PSI)

Refer to publication 08.16



TA SERIES 786H – STAS

Nominal Size inches	Victaulic Part Code	IMI TA Code	List Price
1/2	V004786HBV	52-867-914	\$179.50
3/4	V006786HBV	52-867-920	188.50
1	V010786HBV	52-867-925	251.50
1 1/4	V012786HBV	52-867-932	382.50
1 1/2	V014786HBV	52-867-940	440.00
2	V020786HBV	52-867-950	659.50

TA Series 787H

NPT (FEM.) END (400 PSI)

Refer to publication 08.16



TA SERIES 787H – STAD

Nominal Size inches	Without Drain Kit			With Drain Kit		
	Victaulic Part Code	IMI TA Code	List Price	Victaulic Part Code	IMI TA Code	List Price
1/2	V004787HBV	52-867-515	\$174.00	V004787HDV	52-867-715	\$297.00
3/4	V006787HBV	52-867-520	190.00	V006787HDV	52-867-720	311.50
1	V010787HBV	52-867-525	255.00	V010787HDV	52-867-725	374.50
1 1/4	V012787HBV	52-867-532	387.00	V012787HDV	52-867-732	507.50
1 1/2	V014787HBV	52-867-540	446.00	V014787HDV	52-867-740	566.50
2	V020787HBV	52-867-550	665.00	V020787HDV	52-867-750	785.00

NOTE: If a drain is needed for the Series 787H, be sure to choose the valve assembly with the factory installed option. Standard Series 787H valves cannot be field retrofitted.

NOTE: Items listed in shaded areas are non-cancellable and non-returnable.

Series 78KH

MALE NPT UNION X FEM NPT (400 PSI)

Refer to publication 08.16



SERIES 78KH – STADK WITH UNION CONNECTION

Nominal Size			Without Drain Kit		With Drain Kit	
			Victaulic Part Code	List Price	Victaulic Part Code	List Price
1/2	x	1/2	V00478KHBV	\$268.50	V00478KHDV	\$388.50
		3/4	VX8778KHBV	286.50	VX8778KHDV	408.00
3/4	x	3/4	V00678KHBV	286.50	V00678KHDV	408.00
		1	VA6178KHBV	363.00	VA6178KHDV	484.00
1	x	1	V01078KHBV	363.00	V01078KHDV	484.00
		1 1/4	VZ9078KHBV	470.50	VZ9078KHDV	590.00
1 1/4	x	1 1/4	V01278KHBV	470.50	V01278KHDV	590.00
		1 1/2	VZ9178KHBV	642.50	VZ9178KHDV	763.50
1 1/2	x	1 1/2	V01478KHBV	642.50	V01478KHDV	763.50
		2	VJ8678KHBV	807.00	VJ8678KHDV	926.50
2	x	2	V02078KHBV	807.00	V02078KHDV	926.50

NOTE: Optional tailpieces must be ordered for double or triple reductions. If needed, specify tailpiece option when ordering.

NOTE: If a drain is needed for the Series 78KH, be sure to choose the valve assembly with the factory installed option. Standard Series 78KH valves cannot be field retrofitted.

NOTE: Items listed in shaded areas are non-cancellable and non-returnable.

Hydronic Balancing Products

TA Series 788

FLANGED END (250 PSI)

Class 150 design

Refer to publication 08.16



TA SERIES 788 – STAF

Nominal Size inches	Victaulic Part Code	IMI TA Code	List Price
2½	V024788HBV	52-172-965	\$1645.00
3	V030788HBV	52-172-980	2509.50
4	V040788HBV	52-172-990	3457.50
5	V050788HBV	52-172-991	6184.50
6	V060788HBV	52-172-992	7905.00
8	V080788CBV	52-167-993	17077.00
10	V100788CBV	52-167-994	22180.00
12	V120788CBV	52-167-995	46433.00
14	V140788CBV	52-182-996	50387.00
16	V160788CBV	52-182-997	55146.50

TA Series 789

GROOVED END (350 PSI)

Refer to publication 08.16



TA SERIES 789 – STAG

Nominal Size inches	Victaulic Part Code	IMI TA Code	List Price
2½	V024789HBV	52-172-073	\$1422.00
3	V030789HBV	52-172-089	2209.00
4	V040789HBV	52-172-114	3052.50
5	V050789HBV	52-172-141	5522.00
6	V060789HBV	52-172-168	7396.00
8	V080789CBV	52-167-219	15751.00
10	V100789CBV	52-167-273	20664.00
12	V120789CBV	52-167-324	44899.50

TA Series 790

BALANCING VALVE FOR POTABLE WATER APPLICATIONS

Female NPT Threaded Ends

Refer to publication 08.59



TA SERIES 790 – BALANCING VALVE FOR POTABLE WATER APPLICATIONS

Nominal Size inches	Victaulic Part Code	IMI TA Code	List Price
½	V004790HBV	52-863-615	\$209.50
¾	V006790HBV	52-863-620	227.50
1	V010790HBV	52-863-625	318.00
1¼	V012790HBV	52-863-632	484.00
1½	V014790HBV	52-863-640	584.50
2	V020790HBV	52-863-650	864.00

Hydronic Balancing Products

TA Series 7TZ

THERM ZERO VALVE FOR POTABLE WATER APPLICATIONS

Female NPT Threaded Ends
Refer to publication 08.58

TA SERIES 7TZ – THERM ZERO VALVE FOR POTABLE WATER APPLICATIONS

Nominal Size	Valve Only		With PT Port		With Thermometer	
	inches	Victaulic Part Code	List Price	Victaulic Part Code	List Price	List Price
1/2	V0047TZ000	\$533.50	V0047TZ0PT	\$563.50	V0047TZTHM	\$577.00
3/4	V0067TZ000	543.00	V0067TZ0PT	584.50	V0067TZTHM	586.50

NOTE: Items listed in shaded areas are non-cancellable and non-returnable.



Valve Only



With PT Port



With Thermometer

Hydronic Balancing Products

TA Series 7SM

CONTROL VALVE

Refer to publication 08.74



Female
Threaded



Flanged

TA SERIES 7SM – CONTROL VALVE

Nominal Size inches	End Configuration	Victaulic Part Code	List Price
3/4	Female	V0067SM0FF	\$3580.50
1		V0107SM0FF	3671.50
1 1/4		V0127SM0FF	3671.50
1 1/2		V0147SM0FF	3880.00
2		V0207SM0FF	4601.50
1 1/4	Sweat	V0127SM0SS	3671.50
1 1/2		V0147SM0SS	3880.00
2		V0207SM0SS	4601.50
2 1/2	Flanged	V0247SMCBV	8852.50
3		V0307SMCBV	9152.00
4		V0407SMCBV	15425.00
5		V0507SMCBV	16765.00

TA SERIES 7SM TEMPERATURE HOUSING

Nominal Size inches	Thread Size NPT	Victaulic Part Code	List Price
1 1/4	1 1/4	P0127SMHSG	\$191.50
1 1/2	1 1/2	P0147SMHSG	196.50
2	2	P0207SMHSG	359.50

TA SERIES 7SM THERMOWELL FOR 2 1/2 AND LARGER VALVES

Size NPT	Victaulic Part Code	List Price
1/4	P0007SMTEM	\$80.50

TA SERIES 7SM TEMPERATURE SENSOR

Length ft	Victaulic Part Code	List Price
9.8	P0007SMS3M	\$159.00
16.4	P0007SMS5M	173.00

NOTE: Items listed in shaded areas are non-cancellable and non-returnable.

NOTE: Valves come standard with temperature housing (1 1/4 – 2”) or thermowell (2 1/2 and larger).

Hydronic Balancing Products

Domestic Water Kits

SERIES 7WB DOMESTIC WATER KIT – WITH TA SERIES 78BL BALANCING BALL VALVE
Refer to publication 08.75



SERIES 7WB DOMESTIC WATER KIT

Kit Size inches	End Type	Victaulic Part Code	List Price
1/2	Copper Press	K0047WB0PP	\$487.00
	Sweat	K0047WB0SS	487.00
3/4	Copper Press	K0067WB0PP	552.50
	Sweat	K0067WB0SS	552.50

NOTE: Items listed in shaded areas are non-cancellable and non-returnable.

SERIES 7W9 DOMESTIC WATER KIT – WITH TA SERIES 790 BALANCING VALVE
Refer to publication 08.75



SERIES 7W9 DOMESTIC WATER KIT

Kit Size inches	End Type	Victaulic Part Code	List Price
1/2	Copper Press	K0047W90PP	\$649.00
	Sweat	K0047W90SS	649.00
3/4	Copper Press	K0067W90PP	755.50
	Sweat	K0067W90SS	755.50

NOTE: Items listed in shaded areas are non-cancellable and non-returnable.

SERIES 7WT DOMESTIC WATER KIT – WITH TA SERIES 7TZ BALANCING CONTROL VALVE WITH THERMOMETER
Refer to publication 08.75



SERIES 7WT DOMESTIC WATER KIT - WITH THERMOMETER

Kit Size inches	End Type	Victaulic Part Code	List Price
1/2	Copper Press	K0047WT0PP	\$1258.50
	Sweat	K0047WT0SS	1258.50
3/4	Copper Press	K0067WT0PP	1391.50
	Sweat	K0067WT0SS	1391.50

NOTE: Items listed in shaded areas are non-cancellable and non-returnable.

SERIES 7WT DOMESTIC WATER KIT – WITH TA SERIES 7TZ BALANCING CONTROL VALVE WITH PT PORT
Refer to publication 08.75

SERIES 7WT DOMESTIC WATER KIT – WITH PT PORT

Kit Size inches	End Type	Victaulic Part Code	List Price
1/2	Copper Press	K0047WTPPP	\$1062.00
	Sweat	K0047WT PSS	1062.00
3/4	Copper Press	K0067WTPPP	1347.00
	Sweat	K0067WT PSS	1347.00

NOTE: Items listed in shaded areas are non-cancellable and non-returnable.

Hydronic Balancing Products

SERIES 7WX DOMESTIC WATER KIT – WITH TA SERIES 76X LOW LEAD BALANCING VALVE

Refer to publication 08.75



SERIES 7WX DOMESTIC WATER KIT

Kit Size inches	End Type	GPM	Victaulic Part Code	List Price
1/2	Copper Press	0.5	K0047WX0PP	\$711.50
	Sweat		K0047WX0SS	711.50
3/4	Copper Press	0.5	K0067WX0PP	893.50
	Sweat		K0067WX0SS	893.50
1/2	Copper Press	1.0	K0047WX1PP	711.50
	Sweat		K0047WX1SS	711.50
3/4	Copper Press	1.0	K0067WX1PP	893.50
	Sweat		K0067WX1SS	893.50
1/2	Copper Press	2.0	K0047WX2PP	711.50
	Sweat		K0047WX2SS	711.50
3/4	Copper Press	2.0	K0067WX2PP	893.50
	Sweat		K0067WX2SS	893.50

NOTE: Items listed in shaded areas are non-cancellable and non-returnable.

Series 78BL

BALANCING BALL VALVE

The Victaulic Series 78BL is available as an alternative to the manual balancing valves when ordering a Victaulic Koil-Kit™ Coil Pack. (Koil-Kit™ Coil Pack Figure String Option: Positions 18-22 for the Series 78BL)

Refer to publication 08.50



Female NPT



Sweat

SERIES 78BL

Nominal Size inches	End Configuration	Victaulic Part Code	List Price
1/2	Female x Female	V00478BLFF	\$158.00
3/4		V00678BLFF	172.00
1		V01078BLFF	230.50
1 1/4		V01278BLFF	348.50
1 1/2		V01478BLFF	401.50
2		V02078BLFF	600.50
1/2	Sweat x Sweat	V00478BLSS	161.50
3/4		V00678BLSS	169.00
1		V01078BLSS	226.00
1 1/4		V01278BLSS	344.50
1 1/2		V01478BLSS	397.50
2		V02078BLSS	594.50

SERIES 78BL EXTENDED PT PORTS

Description	Victaulic Part Code	List Price
Kit of (2) Extended PT Ports	K00078B2XT	\$74.00

TA SERIES 78BL HANDLE EXTENSIONS

Nominal Size inches	Victaulic Part Code	List Price
1/2 – 3/4	P00478B2HL	\$94.50
1 – 1 1/4	P01078B2HL	118.00
1 1/2 – 2	P01478B2HL	118.00

NOTE: Items listed in shaded areas are non-cancellable and non-returnable.

Hydronic Balancing Products

TA Series 786H and 787H

INSULATION KITS

Refer to publication 08.16



TA SERIES 786H & 787H – INSULATION KITS

Nominal Size inches	Victaulic Part Code	List Price
$\frac{1}{2}$, $\frac{3}{4}$	K004784INS	\$54.50 ^{NR}
1	K010784INS	58.50
$1\frac{1}{4}$	K012784INS	65.50
$1\frac{1}{2}$	K014784INS	71.50
2	K020784INS	86.00

^{NR} Non-returnable

NOTE: Items listed in shaded areas are non-cancellable and non-returnable.

TA Series 788 and 789

INSULATION KITS

Refer to publication 08.16



TA SERIES 788 AND 789 – INSULATION KITS

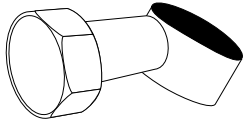
Nominal Size inches	Victaulic Part Code	IMI TA Code	List Price
$2\frac{1}{2}$	K024784INS	52-189-865	\$926.50
3	K030784INS	52-189-880	1031.00
4	K040784INS	52-189-890	1144.00
5	K050784INS	52-189-891	1278.50
6	K060784INS	52-189-892	1577.50

NOTE: Items listed in shaded areas are non-cancellable and non-returnable.

Kit 786H *

DRAIN KIT

Refer to publication 08.16



TA SERIES 786H DRAIN KIT

Victaulic Part Code	IMI TA Code	List Price
K000786CBV	52-167-997	\$123.50

* For use with TA Series 786H valves only.

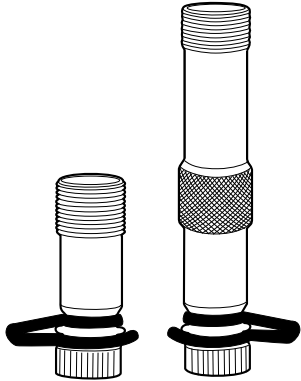
NOTE: If a drain is needed for a Series 787H or a Series 78KH, be sure to choose the valve assembly with the factory installed option. Standard Series 787H or Series 78KH valves cannot be field retrofitted.

NOTE: Items listed in shaded areas are non-cancellable and non-returnable.

Hydronic Balancing Products

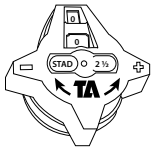
Spare Parts

Refer to publication 08.16

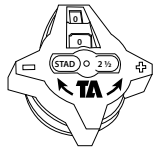


Probe Port for
TA Series 786/
787H/788/789

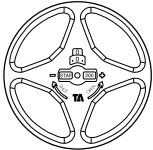
Probe Port
for TA Series
788/789



TA Series
786/787H
Plastic
Handwheel
1/2 - 2"



TA Series
788/789
Plastic
Handwheel
2 1/2 - 6"



TA Series 788/789
Aluminum
Handwheel
8 - 16"

IMI TA SPARE PARTS (FOR TA SERIES 786, TA SERIES 787H, SERIES 78KH, TA SERIES 788 AND TA SERIES 789)

Nominal Size inches	Victaulic Part Code	IMI TA Code	List Price
Replacement Probe Port			
1/2 - 2	K000740003	52-179-014	\$158.50
2 1/2 - 12	K000740002	52-167-811	176.50
Extended (2 3/8") Port - Set of 2			
2 1/2 - 12	K000740001	52-167-812	238.50 ^{NR}
Handwheel - Plastic			
1/2 - 2	P004784001	52-186-003	79.00 ^{NR}
2 1/2 - 6	P024784001	52-186-002	248.00 ^{NR}
Handwheel - Aluminum			
8 - 16	P080784001	52-167-822	1699.50 ^{NR}
Measuring Probe			
1/2 - 12	P000738100	307-635-62	392.00
Probes for Series 738 Differential Gauge Meter			
Without Valve	K000740012	52-179-006	181.00

^{NR} Non-returnable

NOTE: Items listed in shaded areas are non-cancellable and non-returnable.

NOTE: By measuring the pressure drop across measuring ports at a particular handwheel setting, the water flow for the valve size can be read easily from the appropriate pressure drop graph or flow balancing wheel. Request flow balancing wheels from your local Hydronic Balancing Specialist (Victaulic part number K000740000).

Hydronic Balancing Products

Automatic Balancing Valves

Victaulic automatic balancing valves are available as an alternative to manual balancing valves when ordering a Victaulic Coil-Kit™ Coil Pack. Contact Victaulic for details. (Coil-Kit™ Coil Pack Figure String Option: Positions 18-22 for the automatic balancing valves, Positions 23 and 24 for the automatic valve cartridges.)

Series 76T

FEMALE X FEMALE THREADED

Refer to publication 08.34



SERIES 76T

Nominal Size inches	Approx. Wgt. Ea. lb	Victaulic Part Code	List Price
1/2	1.3	V00476T0_ _	\$298.00
3/4	1.3	V00676T0_ _	301.00
1	1.5	V01076T0_ _	332.50
1 HF	3.4	V01H76T0_ _	631.00
1 1/4	3.4	V01276T0_ _	631.00
1 1/2	3.4	V01476T0_ _	631.00
2	3.7	V02076T0_ _	687.50

* Last two part code numbers are based on cartridge codes found in publication 08.34.

Prices shown reflect an automatic balancing valve body with either high or low flow cartridge(s).

NOTE: Items listed in shaded areas are non-cancellable and non-returnable.

Series 76B

FEMALE X FEMALE THREADED WITH A BALL VALVE KIT

Refer to publication 08.34



SERIES 76B

Nominal Size inches	Approx. Wgt. Ea. lb	Victaulic Part Code	List Price
1/2	1.7	V00476B0_ _	\$476.00
3/4	2.1	V00676B0_ _	485.00
1	2.6	V01076B0_ _	565.00
1 HF	4.6	V01H76B0_ _	864.50
1 1/4	5.1	V01276B0_ _	976.50
1 1/2	2.8	V01476B0_ _	1045.50
2	6.6	V02076B0_ _	1224.00

* Last two part code numbers are based on cartridge codes found in publication 08.34.

Prices shown reflect an automatic balancing valve body with either high or low flow cartridge(s).

NOTE: Items listed in shaded areas are non-cancellable and non-returnable.

Series 76K

MALE X FEMALE THREADED

Refer to publication 08.34



SERIES 76K

Nominal Size inches	Approx. Wgt. Ea. lb	Victaulic Part Code	List Price
1/2	1.5	V00476K1_ _	\$407.00
3/4	2.0	V00676K1_ _	414.00
1	3.5	V01076K1_ _	460.50
1 HF	5.4	V01H76K1_ _	755.50
1 1/4	5.4	V01276K1_ _	755.50
1 1/2	5.5	V01476K1_ _	864.50
2	5.9	V02076K1_ _	870.00

* Last two part code numbers are based on cartridge codes found in publication 08.34.

Prices shown reflect an automatic balancing valve body with either high or low flow cartridge(s).

NOTE: Items listed in shaded areas are non-cancellable and non-returnable.

Hydronic Balancing Products

Series 76V Integrated

MALE X FEMALE THREADED WITH A BALL VALVE KIT

Refer to publication 08.34



SERIES 76V INTEGRATED

Nominal Size inches	Approx. Wgt. Ea. lb	Victaulic Part Code	List Price
1/2	1.9	V00476VB_ _	\$276.00
3/4	2.8	V00676VB_ _	310.50
1	4.7	V01076VB_ _	322.50
1 HF	6.6	V01H76VB_ _	775.00
1 1/4	7.2	V01276VB_ _	1604.00
1 1/2	7.9	V01476VB_ _	754.50
2	8.8	V02076VB_ _	989.00

* Last two part code numbers are based on cartridge codes found in publication 08.34.

Prices shown reflect an automatic balancing valve body with either high or low flow cartridge(s).

NOTE: Items listed in shaded areas are non-cancellable and non-returnable.

Series 76G

GROOVED

Refer to publication 08.34



SERIES 76G

Nominal Size inches	Approx. Wgt. Ea. lb	Victaulic Part Code	List Price
2 1/2	17.0	V02476G1_ _ *	\$3272.50
3	18.0	V03076G1_ _ *	3380.00
4	33.0	V04076G1_ _ *	5231.50
6	52.0	V06076G1_ _ *	10241.50

* For sizes 2 1/2" and 3", the last two part code numbers are based on cartridge codes found in publication 08.34. Please contact Victaulic when configuring sizes 4" and 6".

Prices shown reflect an automatic balancing valve body with either high or low flow cartridge(s).

NOTE: The 4" size takes two (2) cartridges and the 6" size takes four (4) cartridges for sizing flows. Customer needs to provide total flow rate when ordering.

NOTE: Items listed in shaded areas are non-cancellable and non-returnable.

Series 76T Accessories

Refer to publication 08.34



PT Port

SERIES 76T ACCESSORIES – PT PORTS

Length inches	Color	Victaulic Part Code	List Price Each
4	Red	P00076T4XR	\$83.50
	Blue	P00076T4XB	83.50

NOTE: Items listed in shaded areas are non-cancellable and non-returnable.

NOTE: For use on Series 76T, 76B, and 76K valve assemblies only.

Hydronic Balancing Products

Replacement O-Rings for Cartridge Cap

Refer to publication 08.34

REPLACEMENT O-RINGS FOR CARTRIDGE CAP

Nominal Size inches	Victaulic Part Code	List Price
1/2 - 1	P00476TROR	\$4.50
1HF - 2	P01076TROR	4.50

NOTE: Items listed in shaded areas are non-cancellable and non-returnable.

NOTE: For use on Series 76T, 76B, and 76K valve assemblies only.

Automatic Balancing Valve Cartridges

(Koil-Kit™ Coil Pack Figure String Option: Positions 18-22 for the Automatic Balancing Valves, Positions 23 and 24 for the automatic valve cartridges.)

Refer to publication 08.34

Table A – Small Cartridges					
Flow gpm	min ΔP psi	Low Pressure No. Max ΔP 43.5 psi Figure String Position 23 & 24		High Pressure No. Max ΔP 87 psi Position 23 & 24	
		Victaulic Code	Price Each	Victaulic Code	Price Each
Cartridge Type 10					
0.11	1.02	P00476TC1A	\$114.00	–	–
0.15	1.02	P00476TC1B	114.00	–	–
0.20	1.02	P00476TC1C	114.00	–	–
0.24	1.02	P00476TC1D	114.00	P00476TCAD	\$161.00
0.33	1.16	P00476TC1E	114.00	P00476TCAE	161.00
0.39	1.31	P00476TC1F	114.00	P00476TCAF	161.00
0.46	1.45	P00476TC1G	114.00	P00476TCAG	161.00
0.50	1.45	P00476TC1H	114.00	P00476TCAH	161.00
0.57	1.60	P00476TC1I	114.00	P00476TCAI	161.00
0.68	1.60	P00476TC1J	114.00	P00476TCAJ	161.00
0.77	1.74	P00476TC1K	114.00	P00476TCAK	161.00
0.90	1.74	P00476TC1L	114.00	P00476TCAL	161.00
1.06	1.74	P00476TC1M	114.00	P00476TCAM	161.00
1.23	1.74	P00476TC1N	114.00	P00476TCAN	161.00
1.41	1.89	P00476TC1O	114.00	P00476TCAO	161.00
1.54	1.89	P00476TC1P	114.00	P00476TCAP	161.00
1.76	1.89	P00476TC1Q	114.00	P00476TCAQ	161.00
2.10	2.03	P00476TC1R	114.00	P00476TCAR	161.00
2.40	2.03	P00476TC1S	114.00	P00476TCAS	161.00
Cartridge Type 11					
2.71	2.03	P00476TC1T	\$114.00	P00476TCAT	\$161.00
2.95	2.03	P00476TC1U	114.00	P00476TCAU	161.00
3.24	2.03	P00476TC1V	114.00	P00476TCAV	161.00
3.52	2.32	P00476TC1W	114.00	P00476TCAW	161.00
3.83	2.76	P00476TC1X	114.00	P00476TCAX	161.00
4.12	3.05	P00476TC1Y	114.00	P00476TCAY	161.00
Cartridge Type 20					
4.49	3.19	P00476TC2A	\$114.00	P00476TCBA	\$161.00
4.76	3.19	P00476TC2B	114.00	P00476TCBB	161.00
5.26	3.19	P00476TC2C	114.00	P00476TCBC	161.00
5.88	3.34	P00476TC2D	114.00	P00476TCBD	161.00
6.53	3.34	P00476TC2E	114.00	P00476TCBE	161.00
6.96	3.34	P00476TC2F	114.00	P00476TCBF	161.00
7.81	3.48	P00476TC2G	114.00	P00476TCBG	161.00
8.07	3.48	P00476TC2H	114.00	P00476TCBH	161.00
9.16	3.63	P00476TC2I	114.00	P00476TCBI	161.00
9.91	3.77	P00476TC2J	114.00	P00476TCBJ	161.00
10.21	3.92	P00476TC2K	114.00	P00476TCBK	161.00
10.78	4.06	P00476TC2L	114.00	P00476TCBL	161.00

For use with Series 76T/B/V/K Valves sizes 1/2", 3/4", and 1".

NOTE: Items listed in shaded areas are non-cancellable and non-returnable.

Hydronic Balancing Products

Automatic Balancing Valve Cartridges

(Koil-Kit™ Coil Pack Figure String Option: Positions 18-22 for the Automatic Balancing Valves, Positions 23 and 24 for the automatic valve cartridges.)

Refer to publication 08.34

Table B – Large Cartridges					
Flow gpm	min ΔP psi	Low Pressure No. Max ΔP 43.5 psi Figure String Position 23 & 24		High Pressure No. Max ΔP 87 psi Position 23 & 24	
		Victaulic Code	Price Each	Victaulic Code	Price Each
Cartridge Type 30					
2.97	1.74	P01076TC3A	\$248.50	P01076TCCA	\$344.00
3.79	1.74	P01076TC3B	248.50	P01076TCCB	344.00
4.49	1.74	P01076TC3C	248.50	P01076TCCC	344.00
5.00	1.74	P01076TC3D	248.50	P01076TCCD	344.00
5.24	1.74	P01076TC3E	248.50	P01076TCC E	344.00
5.60	1.89	P01076TC3F	248.50	P01076TCCF	344.00
5.94	1.89	P01076TC3G	248.50	P01076TCCG	344.00
6.54	1.89	P01076TC3H	248.50	P01076TCC H	344.00
6.90	2.03	P01076TC3I	248.50	P01076TCCI	344.00
7.18	2.03	P01076TC3J	248.50	P01076TCCJ	344.00
7.99	2.03	P01076TC3K	248.50	P01076TCCK	344.00
8.81	2.18	P01076TC3L	248.50	P01076TCC L	344.00
9.00	2.32	P01076TC3M	248.50	P01076TCCM	344.00
9.56	2.32	P01076TC3N	248.50	P01076TCCN	344.00
10.00	2.47	P01076TC3O	248.50	P01076TCCO	344.00
10.48	2.47	P01076TC3P	248.50	P01076TCCP	344.00
11.00	2.61	P01076TC3Q	248.50	P01076TCCQ	344.00
11.62	2.61	P01076TC3R	248.50	P01076TCCR	344.00
12.64	2.76	P01076TC3S	248.50	P01076TCCS	344.00
14.05	3.05	P01076TC3T	248.50	P01076TCC T	344.00
15.00	3.19	P01076TC3U	248.50	P01076TCCU	344.00
15.35	3.19	P01076TC3V	248.50	P01076TCCV	344.00
Cartridge Type 40					
16.00	2.90	P01076TC4A	\$248.50	P01076TCDA	\$344.00
16.20	3.05	P01076TC4B	248.50	P01076TCDB	344.00
18.00	3.05	P01076TC4C	248.50	P01076TCDC	344.00
19.00	3.05	P01076TC4D	248.50	P01076TCDD	344.00
20.00	3.19	P01076TC4E	248.50	P01076TCDE	344.00
21.00	3.19	P01076TC4F	248.50	P01076TCDF	344.00
22.00	3.34	P01076TC4G	248.50	P01076TCDG	344.00
24.00	3.48	P01076TC4H	248.50	P01076TCDH	343.50
26.00	3.63	P01076TC4I	248.50	P01076TCDI	344.00
28.00	3.77	P01076TC4J	248.50	P01076TCDJ	343.50
30.00	3.92	P01076TC4K	248.50	P01076TCDK	343.50
32.00	4.06	P01076TC4L	248.50	P01076TCDL	344.00
34.00	4.35	P01076TC4M	248.50	P01076TCDM	344.00
36.00	4.50	P01076TC4N	248.50	P01076TCDN	344.00
38.00	4.79	P01076TC4O	248.50	P01076TCDO	343.50
40.00	4.93	P01076TC4P	248.50	P01076TCDP	343.50
42.00	5.11	P01076TC4Q	248.50	P01076TCDQ	344.00
44.00	5.51	P01076TC4R	248.50	P01076TCDR	344.00
46.00	5.80	P01076TC4S	248.50	P01076TCDS	344.00
48.00	6.09	P01076TC4T	248.50	P01076TCDT	344.00
50.00	6.38	P01076TC4U	248.50	P01076TCDU	344.00

For use with Series 76T/B/V/K Valves sizes 1 HF, 1¼, 1½ and 2”

NOTE: Items listed in shaded areas are non-cancellable and non-returnable.

Hydronic Balancing Products

Automatic Balancing Valve Cartridges

For use with Series 76G Valves sizes 2½" and larger.
Refer to publication 08.34

Table B – Large Cartridges			
Flow gpm	min ΔP psi	High Pressure No. Max ΔP 87 psi Position 23 & 24	
		Victaulic Code	Price Each
Cartridge Type 50			
16.82	1.89	P02076FC5A	\$907.00
17.31	1.89	P02076FC5B	907.00
17.83	1.89	P02076FC5C	907.00
18.49	1.89	P02076FC5D	907.00
19.37	1.89	P02076FC5E	907.00
20.43	2.03	P02076FC5F	907.00
21.80	2.03	P02076FC5G	907.00
23.38	2.03	P02076FC5H	907.00
25.10	2.03	P02076FC5I	907.00
27.34	2.03	P02076FC5J	907.00
28.67	2.03	P02076FC5K	907.00
31.13	2.03	P02076FC5L	907.00
34.79	2.18	P02076FC5M	907.00
39.19	2.32	P02076FC5N	907.00
45.79	2.76	P02076FC5O	907.00
50.00	3.19	P02076FC5P	907.00
55.00	3.34	P02076FC5Q	907.00
59.00	3.48	P02076FC5R	907.00
65.00	3.92	P02076FC5S	907.00
70.45	4.21	P02076FC5T	907.00
Cartridge Type 60			
75.02	4.93	P02076FC6A	\$907.00
79.97	4.93	P02076FC6B	907.00
82.77	5.08	P02076FC6C	907.00
85.72	5.08	P02076FC6D	907.00
90.11	5.08	P02076FC6E	907.00
94.76	5.22	P02076FC6F	907.00
98.85	5.22	P02076FC6G	907.00
103.40	5.22	P02076FC6H	907.00
108.02	5.37	P02076FC6I	907.00
112.82	5.51	P02076FC6J	907.00
116.81	5.51	P02076FC6K	907.00
121.91	5.51	P02076FC6L	907.00
128.39	5.51	P02076FC6M	907.00
131.90	5.66	P02076FC6N	907.00
136.40	5.37	P02076FC6O	907.00
142.05	5.80	P02076FC6P	907.00
147.80	5.80	P02076FC6Q	907.00
153.91	5.80	P02076FC6R	907.00
160.00	6.09	P02076FC6S	907.00
165.94	6.24	P02076FC6T	907.00
170.00	6.38	P02076FC6U	907.00
180.41	6.67	P02076FC6V	907.00

NOTE: Items listed in shaded areas are non-cancellable and non-returnable.

Hydronic Balancing Products

Balancing Control Valves

Victaulic balancing control valves are available as an alternative to manual balancing valves when ordering a Victaulic Koil-Kit™ Coil Pack. Contact Victaulic for details. (Koil-Kit™ Coil Pack Figure String Option: Positions 18 – 24 for the Balancing and Control Valves.)

Series TC – On/Off Control

TBV TERMINAL BALANCING AND CONTROL VALVE

Refer to publication 08.38



SERIES TC – ON/OFF CONTROL

Nominal Size inches	Flow	Actuator	KOIL-KIT™ Coil Pack Figure String Positions 18 – 23 or 24	List Price
1/2	Low	NONE	EGFGF0	\$249.50
		EMO T 24V NO	EGGFNP	526.50
		EMO T 24V NC	EGGFNC	526.50
		SLIDER-160	EGGFS0	608.00
		SLIDER-160 I/O	EGGFSI	763.50
		SLIDER-160 PLUS	EGGFSP	775.50
		TA ACT SP RTRN NC 24VAC	EGGFF1	689.50
		TA ACT SP RTRN N.O. 24VAC	EGGFF2	689.50
		TA ACT SP RTRN NC 110VAC	EGGFF3	689.50
		TA ACT SP RTRN N.O. 110VAC	EGGFF4	689.50
		SLIDER 160 FAIL-SAFE I/O	EGGF5F	1265.00
		SLIDER 160 FAIL-SAFE R24	EGGF5R	1335.00
		SLIDER 160 BACNET	EGGF5B	1636.00
		SLIDER 160 CO	EGGF5C	1127.50
	SLIDER 160 BACNET CO	EGGF5BC	1890.00	
	Nominal	NONE	EAF0	249.50
		EMO T 24V NO	EAFNP	526.50
		EMO T 24V NC	EAFNC	526.50
		SLIDER-160	EAFS0	608.00
		SLIDER-160 I/O	EAFSI	763.50
		SLIDER-160 PLUS	EAFSP	775.50
		TA ACT SP RTRN NC 24VAC	EAF1	689.50
		TA ACT SP RTRN N.O. 24VAC	EAF2	689.50
		TA ACT SP RTRN NC 110VAC	EAF3	689.50
		TA ACT SP RTRN N.O. 110VAC	EAF4	689.50
		SLIDER 160 FAIL-SAFE I/O	EAF5F	1265.00
SLIDER 160 FAIL-SAFE R24		EAF5R	1335.00	
SLIDER 160 BACNET	EAF5B	1636.00		
SLIDER 160 CO	EAF5C	1127.50		
SLIDER 160 BACNET CO	EAF5BC	1890.00		

NOTE: Items listed in shaded areas are non-cancellable and non-returnable.

NP – Normally Open Actuator

NC – Normally Closed Actuator

Hydronic Balancing Products

Series TC – On/Off Control

TBV TERMINAL BALANCING AND CONTROL VALVE

Refer to publication 08.38



SERIES TC – ON/OFF CONTROL

Nominal Size inches	Flow	Actuator	KOIL-KIT™ Coil Pack Figure String Positions 18 – 23 or 24	List Price
3/4	Nominal	NONE	EBFBF0	\$364.50
		EMO T 24V NO	EBFBFNP	641.50
		EMO T 24V NC	EBFBFNC	641.50
		SLIDER-160	EBFBFS0	723.00
		SLIDER-160 I/O	EBFBFSI	878.50
		SLIDER-160 PLUS	EBFBFSP	890.50
		TA ACT SP RTRN NC 24VAC	EBFBFF1	804.50
		TA ACT SP RTRN N.O. 24VAC	EBFBFF2	804.50
		TA ACT SP RTRN NC 110VAC	EBFBFF3	804.50
		TA ACT SP RTRN N.O. 110VAC	EBFBFF4	804.50
		SLIDER 160 FAIL-SAFE I/O	EBFBFSF	1380.00
		SLIDER 160 FAIL-SAFE R24	EBFBFSR	1450.00
		SLIDER 160 BACNET	EBFBFSB	1751.00
		SLIDER 160 CO	EBFBFSC	1242.50
SLIDER 160 BACNET CO	EBFBFBC	2005.00		
1	Nominal	NONE	ECFCF0	461.50
		EMO T 24V NO	ECFCFNP	738.50
		EMO T 24V NC	ECFCFNC	738.50
		SLIDER-160	ECFCFS0	820.00
		SLIDER-160 I/O	ECFCFSI	975.50
		SLIDER-160 PLUS	ECFCFSP	987.50
		TA ACT SP RTRN NC 24VAC	ECFCFF1	901.50
		TA ACT SP RTRN N.O. 24VAC	ECFCFF2	901.50
		TA ACT SP RTRN NC 110VAC	ECFCFF3	901.50
		TA ACT SP RTRN N.O. 110VAC	ECFCFF4	901.50
		SLIDER 160 FAIL-SAFE I/O	ECFCFSF	1477.00
		SLIDER 160 FAIL-SAFE R24	ECFCFSR	1547.00
		SLIDER 160 BACNET	ECFCFSB	1848.00
		SLIDER 160 CO	ECFCFSC	1339.50
SLIDER 160 BACNET CO	ECFCFBC	2102.00		

NOTE: Items listed in shaded areas are non-cancellable and non-returnable.

NP – Normally Open Actuator

NC – Normally Closed Actuator

Hydronic Balancing Products

Series TCM – Modulating Control

TBV TERMINAL BALANCING AND CONTROL VALVE

Refer to publication 08.38



SERIES TCM – MODULATING CONTROL

Nominal Size inches	Flow	Actuator	KOIL-KIT™ Coil Pack Figure String Positions 18 – 23 or 24	List Price
½	Low	NONE	HGFGF0	\$280.50
		EMO TM 24V NC	HGFGF0M	642.00
		EMO-3	HGFGFE3	745.50
		SLIDER-160	HGFGFS0	639.00
		SLIDER-160 I/O	HGFGFSI	794.50
		SLIDER-160 PLUS	HGFGFSP	806.50
		TA ACT MOD SP RTRN N.O. 24VAC	HGFGFF6	1151.00
		TA ACT MOD SP RTRN NC 24VAC	HGFGFF5	1151.00
		SLIDER 160 FAIL-SAFE I/O	HGFGFSF	1296.00
		SLIDER 160 FAIL-SAFE R24	HGFGFSR	1366.00
		SLIDER 160 BACNET	HGFGFSB	1667.00
		SLIDER 160 CO	HGFGFSC	1158.50
		SLIDER 160 BACNET CO	HGFGFBC	1921.00
	Nominal	NONE	HAFAF0	280.50
		EMO TM 24V NC	HAFAF0M	642.00
		EMO-3	HAFAFE3	745.50
		SLIDER-160	HAFAFS0	639.00
		SLIDER 160 KNX	HAFAFSK	841.50
		SLIDER-160 PLUS	HAFAFSP	806.50
		TA ACT MOD SP RTRN N.O. 24VAC	HAFAFF6	1151.00
		TA ACT MOD SP RTRN NC 24VAC	HAFAFF5	1151.00
		SLIDER 160 FAIL-SAFE I/O	HAFAFSF	1296.00
		SLIDER 160 FAIL-SAFE R24	HAFAFSR	1366.00
		SLIDER 160 BACNET	HAFAFSB	1667.00
SLIDER 160 CO	HAFAFSC	1158.50		
SLIDER 160 BACNET CO	HAFAFBC	1921.00		

NOTE: Items listed in shaded areas are non-cancellable and non-returnable.

Hydronic Balancing Products

Series TCM – Modulating Control

TBV TERMINAL BALANCING AND CONTROL VALVE

Refer to publication 08.38



SERIES TCM – MODULATING CONTROL

Nominal Size inches	Flow	Actuator	KOIL-KIT™ Coil Pack Figure String Positions 18 – 23 or 24	List Price
3/4	Nominal	NONE	HBFBF0	\$392.00
		EMO TM 24V NC	HBFBF0M	753.50
		EMO-3	HBFBFE3	857.00
		SLIDER-160	HBFBFS0	750.50
		SLIDER 160 I/O	HBFBFSI	906.00
		SLIDER-160 PLUS	HBFBFSP	918.00
		TA ACT MOD SP RTRN N.O. 24VAC	HBFBFF6	1262.50
		TA ACT MOD SP RTRN NC 24VAC	HBFBFF5	1262.50
		SLIDER 160 FAIL-SAFE I/O	HBFBFSF	1407.50
		SLIDER 160 FAIL-SAFE R24	HBFBFSR	1477.50
		SLIDER 160 BACNET	HBFBFSB	1778.50
		SLIDER 160 CO	HBFBFSC	1270.00
		SLIDER 160 BACNET CO	HBFBFBC	2032.50
		1	Nominal	NONE
EMO TM 24V NC	HCFCF0M			1102.00
EMO-3	HCFCFE3			1205.50
SLIDER160	HCFCFS0			1099.00
SLIDER 160 I/O	HCFCFSI			1254.50
SLIDER-160 PLUS	HCFCFSP			1266.50
TA ACT MOD SP RTRN N.O. 24VAC	HCFCFF6			1611.00
TA ACT MOD SP RTRN NC 24VAC	HCFCFF5			1611.00
SLIDER 160 FAIL-SAFE I/O	HCFCFSF			1756.00
SLIDER 160 FAIL-SAFE R24	HCFCFSR			1826.00
SLIDER 160 BACNET	HCFCFSB			2127.00
SLIDER 160 CO	HCFCFSC			1618.50
SLIDER 160 BACNET CO	HCFCFBC			2381.00

NOTE: Items listed in shaded areas are non-cancellable and non-returnable.

Hydronic Balancing Products

Tailpiece Accessories for 7CP and 7MP

TA SERIES 7CP, 7MP FEMALE, SWEAT, AND MALE TAILPIECE ACCESSORIES

Nominal Size Size	Assembled Tailpiece			List Price
	Female	Sweat	Male	
inches	Victaulic Part Code	Victaulic Part Code	Victaulic Part Code	
1/2	P0047CPF04	P0047CPS04	P0047CTM04	\$55.00
3/4	P0067CPF06	P0067CPS06	P0067CTM06	77.50
1	P0107CPF10	P0107CPS10	P0107CTM10	114.00
1 1/4 *	P0127CPF12	P0127CPS12	–	152.50
1 1/2 **	P0147MPF14	P0147MPS14	–	194.00
2 **	P0207MPF20	P0207MPS20	–	388.50
Replacement Tailpiece Gasket				
	Female	Sweat	Male	List Price
1/2	P0047CPGSK	P0047CPGSK	P0047CPGSK	\$7.50
3/4	P0067CPGSK	P0067CPGSK	P0067CPGSK	7.50
1	P0107CPGSK	P0107CPGSK	P0107CPGSK	10.50
1 1/4 *	P0127CPGSK	P0127CPGSK	–	12.00
1 1/2 **	P0147MPGSK	P0147MPGSK	–	12.00
2 **	P0207MPGSK	P0207MPGSK	–	12.00

TA SERIES 7CP, 7MP FEMALE TAILPIECE REDUCER

Valve Size	Connection Size	Female Tailpiece Reducer	
inches		Victaulic Part Code	List Price
3/4	1/2	P0067CPF04	\$77.50
1	3/4	P0107CPF06	114.00
1 1/4 *	1	P0127CPF10	152.50
2 **	1 1/2	P0207MPF14	388.50

NOTE: Items listed in shaded areas are non-cancellable and non-returnable.

+ Quoted on application. Contact Victaulic for pricing and availability.

NOTE: Female and Sweat tailpieces are one-piece union assemblies with gasket.

* Option available for 7CP and 7MP only.

** Option available for 7MP only.

Hydronic Balancing Products

1/2 – 2” Balancing Control Valve Actuators

BALANCING CONTROL VALVE ACTUATORS

Actuator	Victaulic Part Code	Koil-Kit™ Coil Pack Figure String Actuator Choice Positions 23 – 24	List Price
EMO 3 – Three Point Mechanical Actuator	P000TCMAE3	E3	\$465.00
EMO-TM – Modulating Actuator 24VAC	P000TCMANC	0M	361.50
EMO-T NC * – Normally Closed Actuator 24VAC/VDC	P0000TCANC	NC	277.00
EMO-T NO * – Normally Open Actuator 24VAC/VDC	P0000TCANP	NP	277.00
SLIDER-160 24VAC/VDC	P0007MPS10	S0	358.50
SLIDER - 160 I/O 24VAC/VDC	P0007MPS1I	SI	514.00
SLIDER-160 PLUS 24VAC/VDC	P0007MPS1P	SP	526.00
TA SLIDER 160 FAIL-SAFE I/O	P0007MPS1F	SF	1015.50
TA SLIDER 160 FAIL-SAFE R24	P0007MPS1R	SR	1085.50
TA SLIDER 160 BACNET	P0007MPS1B	SB	1386.50
TA SLIDER 160 BACNET CO	P0007MPSBC	BC	1640.50
TA SLIDER 160 CO	P0007MPSCO	SC	878.00
TA ACT SP RTRN NC – Normally Closed 24VAC	P000ACT001	F1	440.00
TA ACT SP RTRN NO – Normally Open 24VAC	P000ACT002	F2	440.00
TA ACT SP RTRN NC – Normally Closed 110VAC	P000ACT003	F3	440.00
TA ACT SP RTRN NO – Normally Open 110VAC	P000ACT004	F4	440.00
TA ACTM NC - Normally Closed 24VAC, 0–10VDC Signal	P000ACT005	F5	870.50
TA ACTM NO - Normally Open 24VAC, 0–10VDC Signal	P000ACT006	F6	870.50
SLIDER 500 BACNET	P0007MPSS5B	5B	1848.00
SLIDER 500	P0007MPSS50	50	925.00
SLIDER 500 PLUS	P0007MPSS5P	5P	1269.00
SLIDER 500 I/O	P0007MPSS5I	5I	1107.00
SLIDER 500 FAILSAFE I/O	P0007MPSS5F	5F	1350.00
SLIDER 500 FAILSAFE R24	P0007MPSS5R	5R	1504.50

NOTE: Items listed in shaded areas are non-cancellable and non-returnable.

* Four-minute cycle time from cold.

NP – Normally Open Actuator

NC – Normally Closed Actuator

Hydronic Balancing Products

TA Series 7CP

COMPACT PRESSURE INDEPENDENT BALANCING AND CONTROL VALVE

Refer to publication 08.37



TA SERIES 7CP

Nominal Size	Actuator	End Connection Size inches		KOIL-KIT™ Coil Pack Figure String Positions 18 – 23 or 24	List Price
		Inlet Connection	Valve Body Outlet Connection		
3/8	EMO-3	1/2 – Female	1/2 – Female	OPFPFE3	\$914.50
	SLIDER 160			OPFPFS0	808.00
	SLIDER 160 I/O			OPFPFSI	963.50
	SLIDER 160 PLUS			OPFPFSP	975.50
	TA ACT SP RTRN N.C. 24VAC			OPFPFF1	889.50
	TA ACT SP RTRN N.O. 24VAC			OPFPFF2	889.50
	TA ACT SP RTRN N.C. 110VAC			OPFPFF3	889.50
	TA ACT SP RTRN N.O. 110VAC			OPFPFF4	889.50
	EMO-TM			OPFPF0M	811.00
	EMO T-NC			OPFPFNC	726.50
	EMO-T NO			OPFPFNP	726.50
	SLIDER 160 FAIL-SAFE I/O			OPFPFSF	1465.00
	SLIDER 160 FAIL-SAFE R24			OPFPFSR	1535.00
	SLIDER 160 BACNET			OPFPFSB	1836.00
	SLIDER 160 CO			OPFPFSC	1327.50
	SLIDER 160 BACNET CO			OPFPFBC	2090.00
	1/2 Low Flow			EMO 3	1/2 – Female
SLIDER-160		OGGFGE0	808.00		
SLIDER-160 I/O		OGGFGEI	963.50		
SLIDER-160 PLUS		OGGFGEF	975.50		
TA ACT SP RTRN N.C. 24VAC		OGGFGE1	889.50		
TA ACT SP RTRN N.O. 24VAC		OGGFGE2	889.50		
TA ACT SP RTRN N.C. 110VAC		OGGFGE3	889.50		
TA ACT SP RTRN N.O. 110VAC		OGGFGE4	889.50		
SLIDER 160 FAIL-SAFE I/O		OGGFGEF	1465.00		
SLIDER 160 FAIL-SAFE R24		OGGFGEF	1535.00		
SLIDER 160 BACNET		OGGFGEF	1836.00		
SLIDER 160 CO		OGGFGEF	1327.50		
SLIDER 160 BACNET CO		OGGFGEF	2090.00		
EMO TM		OGGFGE0M	811.00		
EMO T NC		OGGFGEF	726.50		
EMO T NO		OGGFGEF	726.50		

NOTE: Items listed in shaded areas are non-cancellable and non-returnable.

Additional end configurations available. Contact Victaulic for details.

EMO 3 – 3 Point Mechanical Actuator

EMO TM – Modulating Actuator

EMO T NC – Normally Closed Actuator

EMO T NO – Normally Open Actuator

Hydronic Balancing Products

TA Series 7CP

COMPACT PRESSURE INDEPENDENT BALANCING AND CONTROL VALVE

Refer to publication 08.37

TA SERIES 7CP

Nominal Size	Actuator	End Connection Size inches		KOIL-KIT™ Coil Pack Figure String Positions 18 – 23 or 24	List Price
		Inlet Connection	Valve Body Outlet Connection		
1/2	EMO 3	1/2 – Female	1/2 – Female	OAFAFE3	\$914.50
	SLIDER-160			OAFAFS0	808.00
	SLIDER-160 I/O			OAFAFSI	963.50
	SLIDER-160 PLUS			OAFAFSP	975.50
	TA ACT SP RTRN N.C. 24VAC			OAFAFF1	889.50
	TA ACT SP RTRN N.O. 24VAC			OAFAFF2	889.50
	TA ACT SP RTRN N.C. 110VAC			OAFAFF3	889.50
	TA ACT SP RTRN N.O. 110VAC			OAFAFF4	889.50
	SLIDER 160 FAIL-SAFE I/O			OAFAFSF	1465.00
	SLIDER 160 FAIL-SAFE R24			OAFAFSR	1535.00
	SLIDER 160 BACNET			OAFAFSB	1836.00
	SLIDER 160 CO			OAFAFSC	1327.50
	SLIDER 160 BACNET CO			OAFAFBC	2090.00
	EMO TM			OAFAF0M	811.00
	EMO T NC			OAFAFNC	726.50
	EMO T NO			OAFAFNP	726.50
	1/2 Low Flow			EMO 3	1/2 – Male
TA ACT SP RTRN N.C. 24VAC		OGMGFF1	889.50		
TA ACT SP RTRN N.O. 24VAC		OGMGFF2	889.50		
TA ACT SP RTRN N.C. 110VAC		OGMGFF3	889.50		
TA ACT SP RTRN N.O. 110VAC		OGMGFF4	889.50		
SLIDER-160		OGMGFS0	808.00		
SLIDER-160 I/O		OGMGFSI	963.50		
SLIDER-160 PLUS		OGMGFSP	975.50		
EMO TM		OGMGF0M	811.00		
EMO T NC		OGMGFNC	726.50		
EMO T NO		OGMGFNP	726.50		
SLIDER 160 FAIL-SAFE I/O		OGMGFSF	1465.00		
SLIDER 160 FAIL-SAFE R24		OGMGFSR	1535.00		
SLIDER 160 BACNET		OGMGFSB	1836.00		
SLIDER 160 CO		OGMGFSC	1327.50		
SLIDER 160 BACNET CO		OGMGFBC	2090.00		

NOTE: Items listed in shaded areas are non-cancellable and non-returnable.

Additional end configurations available. Contact Victaulic for details.

EMO 3 – 3 Point Mechanical Actuator

EMO TM – Modulating Actuator

EMO T NC – Normally Closed Actuator

EMO T NO – Normally Open Actuator

Hydronic Balancing Products

TA Series 7CP

COMPACT PRESSURE INDEPENDENT BALANCING AND CONTROL VALVE

Refer to publication 08.37

TA SERIES 7CP

Nominal Size	Actuator	End Connection Size inches		KOIL-KIT™ Coil Pack Figure String Positions 18 – 23 or 24	List Price
		Inlet Connection	Valve Body Outlet Connection		
1/2	EMO 3	1/2 – Male	1/2 – Female	OAMAFE3	\$914.50
	TA ACT SP RTRN N.C. 24VAC			OAMAFF1	889.50
	TA ACT SP RTRN N.O. 24VAC			OAMAFF2	889.50
	TA ACT SP RTRN N.C. 110VAC			OAMAFF3	889.50
	TA ACT SP RTRN N.O. 110VAC			OAMAFF4	889.50
	SLIDER-160			OAMAFS0	808.00
	SLIDER-160 I/O			OAMAFSI	963.50
	SLIDER-160 PLUS			OAMAFSP	975.50
	EMO TM			OAMAFOM	811.00
	EMO T NC			OAMAFNC	726.50
	EMO T NO			OAMAFNP	726.50
	SLIDER 160 BACNET CO			OAMAFBC	2090.00
	SLIDER 160 CO			OAMAFSC	1327.50
	SLIDER 160 BACNET			OAMAFSB	1836.00
	SLIDER 160 FAIL-SAFE R24			OAMAFSR	1535.00
	SLIDER 160 FAIL-SAFE I/O			OAMAFSF	1465.00
	3/4			EMO 3	1/2 – Female
TA ACT SP RTRN N.C. 24VAC		OAFBFF1	1003.00		
TA ACT SP RTRN N.O. 24VAC		OAFBFF2	1003.00		
TA ACT SP RTRN N.C. 110VAC		OAFBFF3	1003.00		
TA ACT SP RTRN N.O. 110VAC		OAFBFF4	1003.00		
SLIDER-160		OAFBFS0	921.50		
SLIDER-160 I/O		OAFBFSI	1077.00		
SLIDER-160 PLUS		OAFBFSP	1089.00		
EMO TM		OAFBFOM	924.50		
EMO T NC		OAFBFNC	840.00		
EMO T NO		OAFBFNP	840.00		
SLIDER 160 FAIL-SAFE I/O		OAFBFSF	1578.50		
SLIDER 160 FAIL-SAFE R24		OAFBFSR	1648.50		
SLIDER 160 BACNET		OAFBFSB	1949.50		
SLIDER 160 CO		OAFBFSC	1441.00		
SLIDER 160 BACNET CO		OAFBFBC	2203.50		

NOTE: Items listed in shaded areas are non-cancellable and non-returnable.

Additional end configurations available. Contact Victaulic for details.

EMO 3 – 3 Point Mechanical Actuator

EMO TM – Modulating Actuator

EMO T NC – Normally Closed Actuator

EMO T NO – Normally Open Actuator

Hydronic Balancing Products

TA Series 7CP

COMPACT PRESSURE INDEPENDENT BALANCING AND CONTROL VALVE

Refer to publication 08.37

TA SERIES 7CP

Nominal Size	Actuator	End Connection Size inches		KOIL-KIT™ Coil Pack Figure String Positions 18 – 23 or 24	List Price		
		Inlet Connection	Valve Body Outlet Connection				
3/4	EMO 3	3/4 – Female	3/4 – Female	OBFBF3	\$1028.00		
	TA ACT SP RTRN N.C. 24VAC			OBFBF1	1003.00		
	TA ACT SP RTRN N.O. 24VAC			OBFBF2	1003.00		
	TA ACT SP RTRN N.C. 110VAC			OBFBF3	1003.00		
	TA ACT SP RTRN N.O. 110VAC			OBFBF4	1003.00		
	SLIDER-160			OBFBFS0	921.50		
	SLIDER-160 I/O			OBFBFSI	1077.00		
	SLIDER-160 PLUS			OBFBFSP	1089.00		
	EMO TM			OBFBF0M	924.50		
	EMO T NC			OBFBFNC	840.00		
	EMO T NO			OBFBFNP	840.00		
	SLIDER 160 FAIL-SAFE I/O			OBFBFNF	1578.50		
	SLIDER 160 FAIL-SAFE R24			OBFBFSR	1648.50		
	SLIDER 160 BACNET			OBFBFSS	1949.50		
	SLIDER 160 CO			OBFBFSC	1441.00		
	SLIDER 160 BACNET CO			OBFBFBC	2203.50		
	EMO 3			3/4 – Male	3/4 – Female	OBMBF3	1028.00
	TA ACT SP RTRN N.C. 24VAC					OBMBF1	1003.00
	TA ACT SP RTRN N.O. 24VAC	OBMBF2	1003.00				
	TA ACT SP RTRN N.C. 110VAC	OBMBF3	1003.00				
	TA ACT SP RTRN N.O. 110VAC	OBMBF4	1003.00				
	SLIDER-160	OBMBFS0	921.50				
	SLIDER-160 I/O	OBMBFSI	1077.00				
	SLIDER-160 PLUS	OBMBFSP	1089.00				
	EMO TM	OBMBF0M	924.50				
	EMO T NC	OBMBFNC	840.00				
	EMO T NO	OBMBFNP	840.00				
	SLIDER 160 FAIL-SAFE I/O	OBMBFSF	1578.50				
	SLIDER 160 FAIL-SAFE R24	OBMBFSR	1648.50				
	SLIDER 160 BACNET	OBMBFSS	1949.50				
	SLIDER 160 CO	OBMBFSC	1441.00				
	SLIDER 160 BACNET CO	OBMBFBC	2203.50				

NOTE: Items listed in shaded areas are non-cancellable and non-returnable.

Additional end configurations available. Contact Victaulic for details.

EMO 3 – 3 Point Mechanical Actuator

EMO TM – Modulating Actuator

EMO T NC – Normally Closed Actuator

EMO T NO – Normally Open Actuator

Hydronic Balancing Products

TA Series 7CP

COMPACT PRESSURE INDEPENDENT BALANCING AND CONTROL VALVE

Refer to publication 08.37

TA SERIES 7CP

Nominal Size	Actuator	End Connection Size inches		KOIL-KIT™ Coil Pack Figure String Positions 18 – 23 or 24	List Price		
		Inlet Connection	Valve Body Outlet Connection				
1	EMO 3	3/4 – Female	1 – Female	OBFCFE3	\$1156.50		
	TA ACT SP RTRN N.C. 24VAC			OBFCFF1	1131.50		
	TA ACT SP RTRN N.O. 24VAC			OBFCFF2	1131.50		
	TA ACT SP RTRN N.C. 110VAC			OBFCFF3	1131.50		
	TA ACT SP RTRN N.O. 110VAC			OBFCFF4	1131.50		
	SLIDER-160			OBFCFS0	1050.00		
	SLIDER-160 I/O			OBFCFSI	1205.50		
	SLIDER-160 PLUS			OBFCFSP	1217.50		
	EMO TM			OBFCF0M	1053.00		
	EMO T NC			OBFCFNC	968.50		
	EMO T NO			OBFCFNP	968.50		
	SLIDER 160 FAIL-SAFE I/O			OBFCFSF	1707.00		
	SLIDER 160 FAIL-SAFE R24			OBFCFSR	1777.00		
	SLIDER 160 BACNET			OBFCFSB	2078.00		
	SLIDER 160 CO			OBFCFSC	1569.50		
	SLIDER 160 BACNET CO			OBFCFBC	2332.00		
	EMO 3			1 – Female	1 – Female	OCFCFE3	1156.50
	TA ACT SP RTRN N.C. 24VAC					OCFCFF1	1131.50
	TA ACT SP RTRN N.O. 24VAC	OCFCFF2	1131.50				
	TA ACT SP RTRN N.C. 110VAC	OCFCFF3	1131.50				
	TA ACT SP RTRN N.O. 110VAC	OCFCFF4	1131.50				
	SLIDER-160	OCFCFS0	1050.00				
	SLIDER-160 I/O	OCFCFSI	1205.50				
	SLIDER-160 PLUS	OCFCFSP	1217.50				
	EMO TM	OCFCF0M	1053.00				
	EMO T NC	OCFCFNC	968.50				
	EMO T NO	OCFCFNP	968.50				
	SLIDER 160 FAIL-SAFE I/O	OCFCFSF	1707.00				
	SLIDER 160 FAIL-SAFE R24	OCFCFSR	1777.00				
	SLIDER 160 BACNET	OCFCFSB	2078.00				
	SLIDER 160 CO	OCFCFSC	1569.50				
	SLIDER 160 BACNET CO	OCFCFBC	2332.00				

NOTE: Items listed in shaded areas are non-cancellable and non-returnable.

Additional end configurations available. Contact Victaulic for details.

EMO 3 – 3 Point Mechanical Actuator

EMO TM – Modulating Actuator

EMO T NC – Normally Closed Actuator

EMO T NO – Normally Open Actuator

Hydronic Balancing Products

TA Series 7CP

COMPACT PRESSURE INDEPENDENT BALANCING AND CONTROL VALVE

Refer to publication 08.37

TA SERIES 7CP

Nominal Size	Actuator	End Connection Size inches		KOIL-KIT™ Coil Pack Figure String Positions 18 – 23 or 24	List Price			
		Inlet Connection	Valve Body Outlet Connection					
1	EMO 3	1 – Male	1 – Female	OCMCFE3	\$1156.50			
	TA ACT SP RTRN N.C. 24VAC			OCMCFE3	1131.50			
	TA ACT SP RTRN N.O. 24VAC			OCMCFE3	1131.50			
	TA ACT SP RTRN N.C. 110VAC			OCMCFE3	1131.50			
	TA ACT SP RTRN N.O. 110VAC			OCMCFE3	1131.50			
	SLIDER-160			OCMCFE3	1050.00			
	SLIDER-160 I/O			OCMCFE3	1205.50			
	SLIDER-160 PLUS			OCMCFE3	1217.50			
	EMO TM			OCMCFE3	1053.00			
	EMO T NC			OCMCFE3	968.50			
	EMO T NO			OCMCFE3	968.50			
	SLIDER 160 FAIL-SAFE I/O			OCMCFE3	1707.00			
	SLIDER 160 FAIL-SAFE R24			OCMCFE3	1777.00			
	SLIDER 160 BACNET			OCMCFE3	2078.00			
	SLIDER 160 CO			OCMCFE3	1569.50			
	SLIDER 160 BACNET CO			OCMCFE3	2332.00			
	1¼			EMO 3	1 – Female	1¼ – Female	OCFDFE3	1432.00
				TA ACT SP RTRN N.C. 24VAC			OCFDFE3	1407.00
TA ACT SP RTRN N.O. 24VAC		OCFDFE3	1407.00					
TA ACT SP RTRN N.C. 110VAC		OCFDFE3	1407.00					
TA ACT SP RTRN N.O. 110VAC		OCFDFE3	1407.00					
SLIDER-160		OCFDFE3	1325.50					
SLIDER-160 I/O		OCFDFE3	1481.00					
SLIDER-160 PLUS		OCFDFE3	1493.00					
EMO TM		OCFDFE3	1328.50					
EMO T NC		OCFDFE3	1244.00					
EMO T NO		OCFDFE3	1244.00					
SLIDER 160 FAIL-SAFE I/O		OCFDFE3	1982.50					
SLIDER 160 FAIL-SAFE R24		OCFDFE3	2052.50					
SLIDER 160 BACNET		OCFDFE3	2353.50					
SLIDER 160 CO		OCFDFE3	1845.00					
SLIDER 160 BACNET CO		OCFDFE3	2607.50					

NOTE: Items listed in shaded areas are non-cancellable and non-returnable.

Additional end configurations available. Contact Victaulic for details.

EMO 3 – 3 Point Mechanical Actuator

EMO TM – Modulating Actuator

EMO T NC – Normally Closed Actuator

EMO T NO – Normally Open Actuator

Hydronic Balancing Products

TA Series 7CP

COMPACT PRESSURE INDEPENDENT BALANCING AND CONTROL VALVE

Refer to publication 08.37

TA SERIES 7CP

Nominal Size	Actuator	End Connection Size inches		KOIL-KIT™ Coil Pack Figure String Positions 18 – 23 or 24	List Price
		Inlet Connection	Valve Body Outlet Connection		
1¼	EMO 3	1¼ – Female	1¼ – Female	ODDFE3	\$1432.00
	TA ACT SP RTRN N.C. 24VAC			ODDFFF1	1407.00
	TA ACT SP RTRN N.O. 24VAC			ODDFFF2	1407.00
	TA ACT SP RTRN N.C. 110VAC			ODDFFF3	1407.00
	TA ACT SP RTRN N.O. 110VAC			ODDFFF4	1407.00
	SLIDER-160			ODDFFS0	1325.50
	SLIDER-160 I/O			ODDFFSI	1481.00
	SLIDER-160 PLUS			ODDFFSF	1493.00
	EMO TM			ODDFF0M	1328.50
	EMO T NC			ODDFFNC	1244.00
	EMO T NO			ODDFFNP	1244.00
	SLIDER 160 FAIL-SAFE I/O			ODDFFSF	1982.50
	SLIDER 160 FAIL-SAFE R24			ODDFFSR	2052.50
	SLIDER 160 BACNET			ODDFFSB	2353.50
	SLIDER 160 CO			ODDFFSC	1845.00
	SLIDER 160 BACNET CO			ODDFFBC	2607.50

NOTE: Items listed in shaded areas are non-cancellable and non-returnable.

Additional end configurations available. Contact Victaulic for details.

EMO 3 – 3 Point Mechanical Actuator

EMO TM – Modulating Actuator

EMO T NC – Normally Closed Actuator

EMO T NO – Normally Open Actuator

Hydronic Balancing Products

TA Series 7MP

PRESSURE INDEPENDENT BALANCING AND MODULATING CONTROL VALVE

Refer to publication 08.55



TA SERIES 7MP – BRASS

Nominal Size	Actuator	End Connection Size inches		Koil-Kit Coil Pack Figure String Positions 18 – 23 or 24	List Price	
		Inlet Connection	Valve Body Outlet Connection	Modulator Code		
1/2	EMO-TM	1/2 – Female	1/2 – Female	8AFAF0M	\$853.00	
	SLIDER-160			8AFAFS0	850.00	
	SLIDER-160 I/O			8AFAFSI	1005.50	
	SLIDER-160 PLUS			8AFAFSP	1017.50	
	SLIDER 160 FAIL-SAFE I/O			8AFAFSF	1507.00	
	SLIDER 160 FAIL-SAFE R24			8AFAFSR	1577.00	
	SLIDER 160 BACNET			8AFAFSB	1878.00	
	SLIDER 160 CO			8AFAFSC	1369.50	
	SLIDER 160 BACNET CO			8AFAFBC	2132.00	
	EMO-TM			1/2 – Male	1/2 – Female	8AMAF0M
	SLIDER-160	8AMAFS0	850.00			
	SLIDER-160 I/O	8AMAFSI	1005.50			
	SLIDER-160 PLUS	8AMAFSP	1017.50			
	SLIDER 160 FAIL-SAFE I/O	8AMAFSF	1507.00			
	SLIDER 160 FAIL-SAFE R24	8AMAFSR	1577.00			
	SLIDER 160 BACNET	8AMAFSB	1878.00			
	SLIDER 160 CO	8AMAFSC	1369.50			
	SLIDER 160 BACNET CO	8AMAFBC	2132.00			
	3/4	EMO-TM	1/2 – Female			3/4 – Female
		SLIDER-160		8AFBFS0	965.00	
SLIDER-160 I/O		8AFBFSI		1120.50		
SLIDER-160 PLUS		8AFBFSP		1132.50		
SLIDER 160 FAIL-SAFE I/O		8AFBFSF		1622.00		
SLIDER 160 FAIL-SAFE R24		8AFBFSR		1692.00		
SLIDER 160 BACNET		8AFBF SB		1993.00		
SLIDER 160 CO		8AFBFSC		1484.50		
SLIDER 160 BACNET CO		8AFBFBC		2247.00		

NOTE: Items listed in shaded areas are non-cancellable and non-returnable.

Additional end configurations available. Contact Victaulic for details.

Hydronic Balancing Products

TA Series 7MP

PRESSURE INDEPENDENT BALANCING AND MODULATING CONTROL VALVE

Refer to publication 08.55

TA SERIES 7MP – BRASS

Nominal Size	Actuator	End Connection Size inches		Koil-Kit Coil Pack Figure String Positions 18 – 23 or 24	List Price
		Inlet Connection	Valve Body Outlet Connection		
3/4	EMO-TM	3/4 – Female	3/4 – Female	8BFBFOM	\$968.00
	SLIDER-160			8BFBFSO	965.00
	SLIDER-160 I/O			8BFBFSI	1120.50
	SLIDER-160 PLUS			8BFBFSP	1132.50
	SLIDER 160 FAIL-SAFE I/O			8BFBFSF	1622.00
	SLIDER 160 FAIL-SAFE R24			8BFBFSR	1692.00
	SLIDER 160 BACNET			8BFBFSB	1993.00
	SLIDER 160 CO			8BFBFSC	1484.50
	SLIDER 160 BACNET CO			8BFBFBC	2247.00
	EMO-TM	3/4 – Male	3/4 – Female	8BMBFOM	968.00
	SLIDER-160			8BMBFSO	965.00
	SLIDER-160 I/O			8BMBFSI	1120.50
	SLIDER-160 PLUS			8BMBFSP	1132.50
	SLIDER 160 FAIL-SAFE I/O			8BMBFSF	1622.00
	SLIDER 160 FAIL-SAFE R24			8BMBFSR	1692.00
	SLIDER 160 BACNET			8BMBFSB	1993.00
	SLIDER 160 CO			8BMBFSF	1622.00
	SLIDER 160 BACNET CO			8BMBFBC	2247.00
1	SLIDER-160	3/4 – Female	1 – Female	8BFCFSO	1162.00
	SLIDER-160 PLUS			8BFCFSP	1329.50
	SLIDER 160 FAIL-SAFE I/O			8BFCFSF	1819.00
	SLIDER 160 FAIL-SAFE R24			8BFCFSR	1889.00
	SLIDER 160 BACNET			8BFCFSB	2190.00
	SLIDER 160 CO			8BFCFSC	1681.50
	SLIDER 160 BACNET CO			8BFCFBC	2444.00

NOTE: Items listed in shaded areas are non-cancellable and non-returnable.

Additional end configurations available. Contact Victaulic for details.

Hydronic Balancing Products

TA Series 7MP

PRESSURE INDEPENDENT BALANCING AND MODULATING CONTROL VALVE

Refer to publication 08.55

TA SERIES 7MP – BRASS

Nominal Size	Actuator	End Connection Size inches		Koil-Kit Coil Pack Figure String Positions 18 – 23 or 24	List Price	
		Inlet Connection	Valve Body Outlet Connection	Modulator Code		
1	SLIDER-160	1 – Female	1 – Female	8CFCFS0	\$1162.00	
	SLIDER-160 I/O			8CFCFSI	1317.50	
	SLIDER-160 PLUS			8CFCFSP	1329.50	
	SLIDER 160 FAIL-SAFE I/O			8CFCFSF	1819.00	
	SLIDER 160 FAIL-SAFE R24			8CFCFSR	1889.00	
	SLIDER 160 BACNET			8CFCFSB	2190.00	
	SLIDER 160 CO			8CFCFSC	1681.50	
	SLIDER 160 BACNET CO			8CFCFBC	2444.00	
	SLIDER-160			1 – Male	1 – Female	8CMCF50
	SLIDER-160 I/O	8CMCF5I	1317.50			
	SLIDER-160 PLUS	8CMCF5P	1329.50			
	SLIDER 160 FAIL-SAFE I/O	8CMCF5F	1819.00			
	SLIDER 160 FAIL-SAFE R24	8CMCF5R	1889.00			
	SLIDER 160 BACNET	8CMCF5B	2190.00			
	SLIDER 160 CO	8CMCF5C	1681.50			
	SLIDER 160 BACNET CO	8CMCF5BC	2444.00			
	1¼	SLIDER-160	1 – Female			1¼ – Female
		SLIDER-160 I/O		8CFDFSI	1725.00	
SLIDER-160 PLUS		8CFDFS P		1737.00		
SLIDER 160 FAIL-SAFE I/O		8CFDFS F		2226.50		
SLIDER 160 FAIL-SAFE R24		8CFDFS R		2296.50		
SLIDER 160 BACNET		8CFDFS B		2597.50		
SLIDER 160 CO		8CFDFS C		2089.00		
SLIDER 160 BACNET CO		8CFDFS BC		2851.50		
SLIDER-160		1¼ – Female		1¼ – Female	8DFDFS0	
SLIDER-160 I/O			8DFDFSI		1725.00	
SLIDER-160 PLUS			8DFDFS P		1737.00	
SLIDER 160 FAIL-SAFE I/O			8DFDFS F		2226.50	
SLIDER 160 FAIL-SAFE R24			8DFDFS R		2296.50	
SLIDER 160 BACNET			8DFDFS B		2597.50	
SLIDER 160 CO			8DFDFS C		2089.00	
SLIDER 160 BACNET CO			8DFDFS BC		2851.50	

NOTE: Items listed in shaded areas are non-cancellable and non-returnable.

Additional end configurations available. Contact Victaulic for details.

Hydronic Balancing Products

TA Series 7MP

PRESSURE INDEPENDENT BALANCING AND MODULATING CONTROL VALVE

Refer to publication 08.55

TA SERIES 7MP – BRASS

Nominal Size	Actuator	End Connection Size inches		Koil-Kit Coil Pack Figure String Positions 18 – 23 or 24	List Price
		Inlet Connection	Valve Body Outlet Connection	Modulator Code	
1½	SLIDER-500	1½ – Female	1½ – Female	8EFEF50	\$3075.00
	SLIDER-500 I/O			8EFEF5I	3257.00
	SLIDER-500 PLUS			8EFEF5P	3419.00
	SLIDER 500 BACNET			8EFEF5B	3998.00
	SLIDER 500 FAIL-SAFE I/O			8EFEF5F	3500.00
	SLIDER 500 FAIL-SAFE R24			8EFEF5R	3654.50
	SLIDER 500 BACNET	1½ – Female	1½ – Sweat	8EFESSB	3998.00
	SLIDER 500 FAIL-SAFE I/O			8EFESSF	3500.00
	SLIDER 500 FAIL-SAFE R24			8EFESSR	3654.50
	SLIDER-500			8EFESS0	3075.00
	SLIDER-500 I/O			8EFESSI	3257.00
	SLIDER-500 PLUS			8EFESSP	3419.00
	SLIDER 500 BACNET	1½ – Sweat	1½ – Sweat	8ESESSB	3998.00
	SLIDER 500 FAIL-SAFE I/O			8ESESSF	3500.00
	SLIDER 500 FAIL-SAFE R24			8ESESSR	3654.50
	SLIDER-500			8ESESS0	3075.00
	SLIDER-500 I/O			8ESESSI	3257.00
	SLIDER-500 PLUS			8ESESSP	3419.00
	SLIDER-500	1½ – Sweat	1½ – Female	8ESEF50	3075.00
	SLIDER-500 I/O			8ESEF5I	3257.00
	SLIDER-500 PLUS			8ESEF5P	3419.00
	SLIDER 500 BACNET			8ESEF5B	3998.00
	SLIDER 500 FAIL-SAFE I/O			8ESEF5F	3500.00
	SLIDER 500 FAIL-SAFE R24			8ESEF5R	3654.50
2	SLIDER-500	2 – Female	2 – Female	8FFFF50	3607.00
	SLIDER-500 I/O			8FFFF5I	3789.00
	SLIDER-500 PLUS			8FFFF5P	3951.00
	SLIDER 500 BACNET			8FFFF5B	4530.00
	SLIDER 500 FAIL-SAFE I/O			8FFFF5F	4032.00
	SLIDER 500 FAIL-SAFE R24			8FFFF5R	4186.50
	SLIDER-500	2 – Female	2 – Sweat	8FFFS50	3607.00
	SLIDER-500 I/O			8FFFS5I	3789.00
	SLIDER-500 PLUS			8FFFS5P	3951.00
	SLIDER 500 BACNET			8FFFS5B	4530.00
	SLIDER 500 FAIL-SAFE I/O			8FFFS5F	4032.00
	SLIDER 500 FAIL-SAFE R24			8FFFS5R	4186.50

NOTE: Items listed in shaded areas are non-cancellable and non-returnable.

Additional end configurations available. Contact Victaulic for details.

Hydronic Balancing Products

TA Series 7MP

PRESSURE INDEPENDENT BALANCING AND MODULATING CONTROL VALVE

Refer to publication 08.55

TA SERIES 7MP – BRASS

Nominal Size	Actuator	End Connection Size inches		Koil-Kit Coil Pack Figure String Positions 18 – 23 or 24	List Price
		Inlet Connection	Valve Body Outlet Connection	Modulator Code	
2 inches	SLIDER-500	2 – Sweat	2 – Sweat	8FSFS50	\$3607.00
	SLIDER-500 I/O			8FSFS5I	3789.00
	SLIDER-500 PLUS			8FSFS5P	3951.00
	SLIDER 500 BACNET			8FSFS5B	4530.00
	SLIDER 500 FAIL-SAFE I/O			8FSFS5F	4032.00
	SLIDER 500 FAIL-SAFE R24			8FSFS5R	4186.50
	SLIDER-500	2 – Sweat	2 – Female	8FSFF50	3607.00
	SLIDER-500 I/O			8FSFF5I	3789.00
	SLIDER-500 PLUS			8FSFF5P	3951.00
	SLIDER 500 BACNET			8FSFF5B	4530.00
	SLIDER 500 FAIL-SAFE I/O			8FSFF5F	4032.00
	SLIDER 500 FAIL-SAFE R24			8FSFF5R	4186.50
	SLIDER-500	1½ – Female	2 – Female	8EFFF50	3607.00
	SLIDER-500 I/O			8EFFF5I	3789.00
	SLIDER-500 PLUS			8EFFF5P	3951.00
	SLIDER 500 BACNET			8EFFF5B	4530.00
	SLIDER 500 FAIL-SAFE I/O			8EFFF5F	4032.00
	SLIDER 500 FAIL-SAFE R24			8EFFF5R	4186.50
	SLIDER-500	1½ – Female	2 – Sweat	8EFFS50	3607.00
	SLIDER-500 I/O			8EFFS5I	3789.00
	SLIDER-500 PLUS			8EFFS5P	3951.00
	SLIDER 500 BACNET			8EFFS5B	4530.00
	SLIDER 500 FAIL-SAFE I/O			8EFFS5F	4032.00
	SLIDER 500 FAIL-SAFE R24			8EFFS5R	4186.50
½ HF – uses ¾" body	EMO-TM	½ – Female	½ – Female	81F1F0M	968.00
	SLIDER-160			81F1FS0	965.00
	SLIDER-160 I/O			81F1FSI	1120.50
	SLIDER-160 PLUS			81F1FSP	1132.50
	SLIDER 160 FAIL-SAFE I/O			81F1FSF	1622.00
	SLIDER 160 FAIL-SAFE R24			81F1FSR	1692.00
	SLIDER 160 BACNET			81F1FSB	1993.00
	SLIDER 160 CO			81F1FSC	1484.50
	SLIDER 160 BACNET CO			81F1FBC	2247.00

NOTE: Items listed in shaded areas are non-cancellable and non-returnable.

Additional end configurations available. Contact Victaulic for details.

Hydronic Balancing Products

TA Series 7MP

PRESSURE INDEPENDENT BALANCING AND MODULATING CONTROL VALVE

Refer to publication 08.55

TA SERIES 7MP – BRASS

Nominal Size	Actuator	End Connection Size inches		Koil-Kit Coil Pack Figure String Positions 18 – 23 or 24	List Price
		Inlet Connection	Valve Body Outlet Connection	Modulator Code	
3/4 HF – uses 1" body	SLIDER-160	3/4 – Female	3/4 – Female	82F2FS0	\$1162.00
	SLIDER-160 I/O			82F2FSI	1317.50
	SLIDER-160 PLUS			82F2FSP	1329.50
	SLIDER 160 FAIL-SAFE I/O			82F2FSF	1819.00
	SLIDER 160 FAIL-SAFE R24			82F2FSR	1889.00
	SLIDER 160 BACNET			82F2FSB	2190.00
	SLIDER 160 CO			82F2FSC	1681.50
	SLIDER 160 BACNET CO			82F2FBC	2444.00
	SLIDER 160 BACNET CO			82F2FBC	2444.00
1 HF – uses 1 1/4" body	SLIDER-160	1 – Female	1 – Female	83F3FS0	1569.50
	SLIDER-160 I/O			83F3FSI	1725.00
	SLIDER-160 PLUS			83F3FSP	1737.00
	SLIDER 160 FAIL-SAFE I/O			83F3FSF	2226.50
	SLIDER 160 FAIL-SAFE R24			83F3FSR	2296.50
	SLIDER 160 BACNET			83F3FSB	2597.50
	SLIDER 160 CO			83F3FSC	2089.00
	SLIDER 160 BACNET CO			83F3FBC	2851.50
	SLIDER 160 BACNET CO			83F3FBC	2851.50

NOTE: Items listed in shaded areas are non-cancellable and non-returnable.

Additional end configurations available. Contact Victaulic for details.

Hydronic Balancing Products

TA Series 7MP – High Pressure

PRESSURE INDEPENDENT BALANCING AND MODULATING CONTROL VALVE

Refer to publication 08.55



TA SERIES 7MP HIGH DELTA P

Nominal Size	Actuator	End Connection Size inches		Koil-Kit Coil Pack Figure String Positions 18 – 23 or 24	List Price	
		Inlet Connection	Valve Body Outlet Connection	Modulator Code		
1/2 High Delta P	EMO-TM	1/2 – Female	1/2 – Female	9AFAF0M	\$944.50	
	SLIDER-160			9AFAFS0	941.50	
	SLIDER-160 I/O			9AFAFSI	1097.00	
	SLIDER-160 PLUS			9AFAFSP	1109.00	
	SLIDER 160 FAIL-SAFE I/O			9AFAFSF	1598.50	
	SLIDER 160 FAIL-SAFE R24			9AFAFSR	1668.50	
	SLIDER 160 BACNET			9AFAFSB	1969.50	
	SLIDER 160 CO			9AFAFSC	1461.00	
	SLIDER 160 BACNET CO			9AFAFBC	2223.50	
	EMO-TM			1/2 – Male	1/2 – Female	9AMAF0M
	SLIDER-160	9AMAFS0	941.50			
	SLIDER-160 I/O	9AMAFSI	1097.00			
	SLIDER-160 PLUS	9AMAFSP	1109.00			
	SLIDER 160 FAIL-SAFE I/O	9AMAFSF	1598.50			
	SLIDER 160 FAIL-SAFE R24	9AMAFSR	1668.50			
	SLIDER 160 BACNET	9AMAFSB	1969.50			
	SLIDER 160 CO	9AMAFSC	1461.00			
	SLIDER 160 BACNET CO	9AMAFBC	2223.50			
	3/4 High Delta P	EMO-TM	1/2 – Female			3/4 – Female
		SLIDER-160		9AFBFS0	1074.00	
SLIDER-160 I/O		9AFBFSI		1229.50		
SLIDER-160 PLUS		9AFBFSP		1241.50		
SLIDER 160 FAIL-SAFE I/O		9AFBFSF		1731.00		
SLIDER 160 FAIL-SAFE R24		9AFBFSR		1801.00		
SLIDER 160 BACNET		9AFBFBSB		2102.00		
SLIDER 160 CO		9AFBFSC		1593.50		
SLIDER 160 BACNET CO		9AFBFBC		2356.00		

NOTE: Items listed in shaded areas are non-cancellable and non-returnable.

Additional end configurations available. Contact Victaulic for details.

Hydronic Balancing Products

TA Series 7MP – High Pressure

PRESSURE INDEPENDENT BALANCING AND MODULATING CONTROL VALVE

Refer to publication 08.55

TA SERIES 7MP HIGH DELTA P

Nominal Size	Actuator	End Connection Size inches		Koil-Kit Coil Pack Figure String Positions 18 – 23 or 24	List Price
		Inlet Connection	Valve Body Outlet Connection		
3/4 High Delta P	EMO-TM	3/4 – Female	3/4 – Female	9BFBFOM	\$1077.00
	SLIDER-160			9BFBFSO	1074.00
	SLIDER-160 I/O			9BFBFSI	1229.50
	SLIDER-160 PLUS			9BFBFSP	1241.50
	SLIDER 160 FAIL-SAFE I/O			9BFBFSF	1731.00
	SLIDER 160 FAIL-SAFE R24			9BFBFSR	1801.00
	SLIDER 160 BACNET			9BFBFSB	2102.00
	SLIDER 160 CO			9BFBFSC	1593.50
	SLIDER 160 BACNET CO			9BFBFBC	2356.00
	EMO-TM	3/4 – Male	3/4 – Female	9BMBFOM	1077.00
	SLIDER-160			9BMBFSO	1074.00
	SLIDER-160 I/O			9BMBFSI	1229.50
	SLIDER-160 PLUS			9BMBFSP	1241.50
	SLIDER 160 FAIL-SAFE I/O			9BMBFSF	1731.00
	SLIDER 160 FAIL-SAFE R24			9BMBFSR	1801.00
	SLIDER 160 BACNET			9BMBFSB	2102.00
	SLIDER 160 CO			9BMBFSC	1593.50
	SLIDER 160 BACNET CO			9BMBFBC	2356.00
1	SLIDER-160	3/4 – Female	1 – Female	9BFCFSO	1302.50
	SLIDER-160 I/O			9BFCFSI	1458.00
	SLIDER-160 PLUS			9BFCFSP	1470.00
	SLIDER 160 FAIL-SAFE I/O			9BFCFSF	1959.50
	SLIDER 160 FAIL-SAFE R24			9BFCFSR	2029.50
	SLIDER 160 BACNET			9BFCFSB	2330.50
	SLIDER 160 CO			9BFCFSC	1822.00
	SLIDER 160 BACNET CO			9BFCFBC	2584.50

NOTE: Items listed in shaded areas are non-cancellable and non-returnable.

Additional end configurations available. Contact Victaulic for details.

Hydronic Balancing Products

TA Series 7MP – High Pressure

PRESSURE INDEPENDENT BALANCING AND MODULATING CONTROL VALVE

Refer to publication 08.55

TA SERIES 7MP HIGH DELTA P

Nominal Size	Actuator	End Connection Size inches		Koil-Kit Coil Pack Figure String Positions 18 – 23 or 24	List Price	
		Inlet Connection	Valve Body Outlet Connection	Modulator Code		
1 inches	SLIDER-160	1 – Female	1 – Female	9CFCFS0	\$1302.50	
	SLIDER-160 I/O			9CFCFSI	1458.00	
	SLIDER-160 PLUS			9CFCFSP	1470.00	
	SLIDER 160 FAIL-SAFE I/O			9CFCFSF	1959.50	
	SLIDER 160 FAIL-SAFE R24			9CFCFSR	2029.50	
	SLIDER 160 BACNET			9CFCFSB	2330.50	
	SLIDER 160 CO			9CFCFSC	1822.00	
	SLIDER 160 BACNET CO			9CFCFBC	2584.50	
	SLIDER-160			1 – Male	1 – Female	9CMCF50
	SLIDER-160 I/O	9CMCF5I	1458.00			
	SLIDER-160 PLUS	9CMCF5P	1470.00			
	SLIDER 160 FAIL-SAFE I/O	9CMCF5F	1959.50			
	SLIDER 160 FAIL-SAFE R24	9CMCF5R	2029.50			
	SLIDER 160 BACNET	9CMCF5B	2330.50			
	SLIDER 160 CO	9CMCF5C	1822.00			
	SLIDER 160 BACNET CO	9CMCF5BC	2584.50			
	½ High Delta P HF – uses ¾" High Delta P body	EMO-TM	½ – Female			½ – Female
		SLIDER-160		91F1FS0	1074.00	
SLIDER-160 I/O		91F1FSI		1229.50		
SLIDER-160 PLUS		91F1FSP		1241.50		
SLIDER 160 FAIL-SAFE I/O		91F1FSF		1731.00		
SLIDER 160 FAIL-SAFE R24		91F1FSR		1801.00		
SLIDER 160 BACNET		91F1FSB		2102.00		
SLIDER 160 CO		91F1FSC		1593.50		
SLIDER 160 BACNET CO		91F1FBC		2356.00		
¾ High Delta P HF – uses 1" High Delta P body	SLIDER-160	¾ – Female	¾ – Female	92F2FS0	1302.50	
	SLIDER-160 I/O			92F2FSI	1458.00	
	SLIDER-160 PLUS			92F2FSP	1470.00	
	SLIDER 160 FAIL-SAFE I/O			92F2FSF	1959.50	
	SLIDER 160 FAIL-SAFE R24			92F2FSR	2029.50	
	SLIDER 160 BACNET			92F2FSB	2330.50	
	SLIDER 160 CO			92F2FSC	1822.00	
	SLIDER 160 BACNET CO			92F2FBC	2584.50	

NOTE: Items listed in shaded areas are non-cancellable and non-returnable.

Additional end configurations available. Contact Victaulic for details.

Hydronic Balancing Products

TA Series 7MP
 Sizes 2½ – 3” – Ductile Iron

**PRESSURE INDEPENDENT BALANCING AND
 MODULATING CONTROL VALVE**

Refer to publication 08.55



TA SERIES 7MP – DUCTILE IRON

Actuator Code Option	Description	Nominal Size inches			
		2½		3	
		Victaulic Part Code	List Price	Victaulic Part Code	List Price
70	SL750/24 Std, 3-pt-24 VAC/VDC	V0247MP070	\$5755.00	V0307MP070	\$6509.00
8A	SL750/24 Adv, 3-pt-24 VAC/VDC-w/o opt board	V0247MP08A	6115.00	V0307MP08A	6869.00
8B	SL750/24 Adv, 3-pt-24 VAC/VDC-KNX-TP	V0247MP08B	6388.50	V0307MP08B	7142.50
8C	SL750/24 Adv, 3-pt-24 VAC/VDC-Modbus RS485	V0247MP08C	6449.00	V0307MP08C	7203.00
8D	SL750/24 Adv, 3-pt-24 VAC/VDC-BACnet RS-485	V0247MP08D	6432.50	V0307MP08D	7186.50
8E	SL750/24 Adv, 3-pt-24 VAC/VDC-Modbus/TCP	V0247MP08E	6339.50	V0307MP08E	7093.50
8F	SL750/24 Adv, 3-pt-24 VAC/VDC-KNX-IP	V0247MP08F	6339.50	V0307MP08F	7093.50
8G	SL750/24 Adv, 3-pt-24 VAC/VDC-BACnet/IP	V0247MP08G	6339.50	V0307MP08G	7093.50
8I	SL750/24 Adv, 3-pt-24 VAC/VDC-KNX-TP+Rly	V0247MP08I	6468.50	V0307MP08I	7222.50
8J	SL750/24 Adv, 3-pt-24 VAC/VDC-Modbus RS485+Rly	V0247MP08J	6513.50	V0307MP08J	7267.50
8K	SL750/24 Adv, 3-pt-24 VAC/VDC-BACnet RS-485+Rly	V0247MP08K	6513.50	V0307MP08K	7267.50
8L	SL750/24 Adv, 3-pt-24 VAC/VDC-Modbus/TCP+Rly	V0247MP08L	6421.50	V0307MP08L	7175.50
8M	SL750/24 Adv, 3-pt-24 VAC/VDC-KNX-IP+Rly	V0247MP08M	6421.50	V0307MP08M	7175.50
8N	SL750/24 Adv, 3-pt-24 VAC/VDC-BACnet/IP+Rly	V0247MP08N	6421.50	V0307MP08N	7175.50
G0	SL750/HV Std, 3-pt-115/230 VAC	V0247MP0G0	6203.00	V0307MP0G0	6957.00
HA	SL750/HV Adv, 3-pt-115/230 VAC-w/o opt board	V0247MP0HA	6563.00	V0307MP0HA	7317.00
HB	SL750/HV Adv, 3-pt-115/230 VAC-KNX-TP	V0247MP0HB	6835.00	V0307MP0HB	7589.00
HC	SL750/HV Adv, 3-pt-115/230 VAC-Modbus RS485	V0247MP0HC	6895.00	V0307MP0HC	7649.00
HD	SL750/HV Adv, 3-pt-115/230 VAC-BACnet RS-485	V0247MP0HD	6881.00	V0307MP0HD	7635.00
HE	SL750/HV Adv, 3-pt-115/230 VAC-Modbus/TCP	V0247MP0HE	6788.50	V0307MP0HE	7542.50
HF	SL750/HV Adv, 3-pt-115/230 VAC-KNX-IP	V0247MP0HF	6788.50	V0307MP0HF	7542.50
HG	SL750/HV Adv, 3-pt-115/230 VAC-BACnet/IP	V0247MP0HG	6788.50	V0307MP0HG	7542.50
HI	SL750/HV Adv, 3-pt-115/230 VAC-KNX-TP+Rly	V0247MP0HI	6918.50	V0307MP0HI	7672.50
HJ	SL750/HV Adv, 3-pt-115/230 VAC-Modbus RS485+Rly	V0247MP0HJ	6962.00	V0307MP0HJ	7716.00
HK	SL750/HV Adv, 3-pt-115/230 VAC-BACnet RS-485+Rly	V0247MP0HK	6962.00	V0307MP0HK	7716.00
HL	SL750/HV Adv, 3-pt-115/230 VAC-Modbus/TCP+Rly	V0247MP0HL	6867.50	V0307MP0HL	7621.50
HM	SL750/HV Adv, 3-pt-115/230 VAC-KNX-IP+Rly	V0247MP0HM	6867.50	V0307MP0HM	7621.50
HN	SL750/HV Adv, 3-pt-115/230 VAC-BACnet/IP+Rly	V0247MP0HN	6867.50	V0307MP0HN	7621.50
7F	SL750/24 Fail-Safe, 0(2)-10VDC, 0(4)-20 mA, 3-point, on-off	V0247MP07F	7562.50	V0307MP07F	8316.50
7R	SL750 /HV Fail-Safe w/Relay, 0(2)-10VDC, 0(4)-20 mA, 3-point, on-off	V0247MP07R	8158.50	V0307MP07R	8912.50

NOTE: Items listed in shaded areas are non-cancellable and non-returnable.

Hydronic Balancing Products

TA Series 7MP
 Sizes 2½ – 3” – Ductile Iron
 High Pressure

**PRESSURE INDEPENDENT BALANCING AND
 MODULATING CONTROL VALVE**

Refer to publication 08.55



TA SERIES 7MP – DUCTILE IRON

Actuator Code Option	Description	Nominal Size inches			
		2½ HF		3 HF	
		Victaulic Part Code	List Price	Victaulic Part Code	List Price
70	SL750/24 Std, 3-pt-24 VAC/VDC	V0247MPH70	\$6794.50	V0307MPH70	\$9033.00
8A	SL750/24 Adv, 3-pt-24 VAC/VDC-w/o opt board	V0247MPH8A	7154.50	V0307MPH8A	9393.00
8B	SL750/24 Adv, 3-pt-24 VAC/VDC-KNX-TP	V0247MPH8B	7428.00	V0307MPH8B	9666.50
8C	SL750/24 Adv, 3-pt-24 VAC/VDC-Modbus RS485	V0247MPH8C	7488.50	V0307MPH8C	9727.00
8D	SL750/24 Adv, 3-pt-24 VAC/VDC-BACnet RS-485	V0247MPH8D	7472.00	V0307MPH8D	9710.50
8E	SL750/24 Adv, 3-pt-24 VAC/VDC-Modbus/TCP	V0247MPH8E	7379.00	V0307MPH8E	9617.50
8F	SL750/24 Adv, 3-pt-24 VAC/VDC-KNX-IP	V0247MPH8F	7379.00	V0307MPH8F	9617.50
8G	SL750/24 Adv, 3-pt-24 VAC/VDC-BACnet/IP	V0247MPH8G	7379.00	V0307MPH8G	9617.50
8I	SL750/24 Adv, 3-pt-24 VAC/VDC-KNX-TP+Rly	V0247MPH8I	7508.00	V0307MPH8I	9746.50
8J	SL750/24 Adv, 3-pt-24 VAC/VDC-Modbus RS485+Rly	V0247MPH8J	7553.00	V0307MPH8J	9791.50
8K	SL750/24 Adv, 3-pt-24 VAC/VDC-BACnet RS-485+Rly	V0247MPH8K	7553.00	V0307MPH8K	9791.50
8L	SL750/24 Adv, 3-pt-24 VAC/VDC-Modbus/TCP+Rly	V0247MPH8L	7461.00	V0307MPH8L	9699.50
8M	SL750/24 Adv, 3-pt-24 VAC/VDC-KNX-IP+Rly	V0247MPH8M	7461.00	V0307MPH8M	9699.50
8N	SL750/24 Adv, 3-pt-24 VAC/VDC-BACnet/IP+Rly	V0247MPH8N	7461.00	V0307MPH8N	9699.50
G0	SL750/HV Std, 3-pt-115/230 VAC	V0247MPHG0	7242.50	V0307MPHG0	9481.00
HA	SL750/HV Adv, 3-pt-115/230 VAC-w/o opt board	V0247MPHHA	7602.50	V0307MPHHA	9841.00
HB	SL750/HV Adv, 3-pt-115/230 VAC-KNX-TP	V0247MPHHB	7874.50	V0307MPHHB	10113.00
HC	SL750/HV Adv, 3-pt-115/230 VAC-Modbus RS485	V0247MPHHC	7934.50	V0307MPHHC	10173.00
HD	SL750/HV Adv, 3-pt-115/230 VAC-BACnet RS-485	V0247MPHHD	7920.50	V0307MPHHD	10159.00
HE	SL750/HV Adv, 3-pt-115/230 VAC-Modbus/TCP	V0247MPHHE	7828.00	V0307MPHHE	10066.50
HF	SL750/HV Adv, 3-pt-115/230 VAC-KNX-IP	V0247MPHHF	7828.00	V0307MPHHF	10066.50
HG	SL750/HV Adv, 3-pt-115/230 VAC-BACnet/IP	V0247MPHHG	7828.00	V0307MPHHG	10066.50
HI	SL750/HV Adv, 3-pt-115/230 VAC-KNX-TP+Rly	V0247MPHHI	7958.00	V0307MPHHI	10196.50
HJ	SL750/HV Adv, 3-pt-115/230 VAC-Modbus RS485+Rly	V0247MPHHJ	8001.50	V0307MPHHJ	10240.00
HK	SL750/HV Adv, 3-pt-115/230 VAC-BACnet RS-485+Rly	V0247MPHHK	8001.50	V0307MPHHK	10240.00
HL	SL750/HV Adv, 3-pt-115/230 VAC-Modbus/TCP+Rly	V0247MPHHL	7907.00	V0307MPHHL	10145.50
HM	SL750/HV Adv, 3-pt-115/230 VAC-KNX-IP+Rly	V0247MPHHM	7907.00	V0307MPHHM	10145.50
HN	SL750/HV Adv, 3-pt-115/230 VAC-BACnet/IP+Rly	V0247MPHHN	7907.00	V0307MPHHN	10145.50
7F	SL750/24 Fail-Safe, 0(2)-10VDC, 0(4)-20 mA, 3-point, on-off	V0247MPH7F	8602.00	V0307MPH7F	10840.50
7R	SL750 /HV Fail-Safe w/Relay, 0(2)-10VDC, 0(4)-20 mA, 3-point, on-off	V0247MPH7R	9198.00	V0307MPH7R	11436.50

NOTE: Items listed in shaded areas are non-cancellable and non-returnable.

Hydronic Balancing Products

TA Series 7MP Pressure Independent Balancing and Modulating Control Valve

PRESSURE INDEPENDENT BALANCING AND MODULATING CONTROL VALVE

Refer to publication 08.55



TA SERIES 7MP – DUCTILE IRON

Actuator Code Option	Supply Voltage	Input Signal Options	Nominal Size inches			
			4		4 HF	
			Victaulic Part Code	List Price	Victaulic Part Code	List Price
J2	24 VAC/VDC	SLIDER 1600: J2 24 VAC/VDC 0(2)- 10 VDC, 0(4)-20 mA, 3-point, on-off	V0407MP0J2	\$16510.00	V0407MPHJ2	\$19651.50
J1	100-240 VAC	SLIDER 1600: J1 100-240 VAC 0(2)- 10 VDC, 0(4)-20 mA, 3-point, on-off	V0407MP0J1	17004.00	V0407MPHJ1	20145.50
90	24 VAC/VDC	SLIDER 1600 PLUS: 90 24 VAC/VDC With binary input, relays, mA output	V0407MP090	17097.50	V0407MPH90	20239.00
I0	100-240 VAC	SLIDER 1600 PLUS: I0 100-240 VAC With binary input, relays, mA output	V0407MP0I0	17443.00	V0407MPHI0	20584.50
9A	24 VAC/VDC	SLIDER 1600 PLUS: 9A 24 VAC/VDC Modbus/RTU RS 485 with BUS communication (without binary input, relays, mA output)	V0407MP09A	17273.00	V0407MPH9A	20414.50
9B		SLIDER 1600 PLUS: 9B 24 VAC/VDC BACnet MS/TP RS 485 with BUS communication (without binary input, relays, mA output)	V0407MP09B	17256.50	V0407MPH9B	20398.00
9C		SLIDER 1600 PLUS: 9C 24 VAC/VDC Modbus/TCP Ethernet with BUS communication (without binary input, relays, mA output)	V0407MP09C	17153.00	V0407MPH9C	20294.50
9D		SLIDER 1600 PLUS: 9D 24 VAC/VDC BACnet/IP Ethernet with BUS communication (without binary input, relays, mA output)	V0407MP09D	17153.00	V0407MPH9D	20294.50
IA	100-240 VAC	SLIDER 1600 PLUS: IA 100-240 VAC Modbus/RTU RS 485 with BUS communication (without binary input, relays, mA output)	V0407MP0IA	17766.50	V0407MPHIA	20908.00
IB		SLIDER 1600 PLUS: IB 100-240 VAC BACnet MS/TP RS 485 with BUS communication (without binary input, relays, mA output)	V0407MP0IB	17747.00	V0407MPHIB	20888.50
IC		SLIDER 1600 PLUS: IC 100-240 VAC Modbus/TCP Ethernet with BUS communication (without binary input, relays, mA output)	V0407MP0IC	17647.50	V0407MPHIC	20789.00
ID		SLIDER 1600 PLUS: ID 100-240 VAC BACnet/IP Ethernet with BUS communication (without binary input, relays, mA output)	V0407MP0ID	17647.50	V0407MPHID	20789.00
9E	24 VAC/VDC	SLIDER 1600 PLUS: 9E 24 VAC/VDC Modbus/RTU RS 485 with BUS communication, binary input, relays, mA output	V0407MP09E	17343.00	V0407MPH9E	20484.50
9F		SLIDER 1600 PLUS: 9F 24 VAC/VDC BACnet MS/TP RS 485 with BUS communication, binary input, relays, mA output	V0407MP09F	17343.00	V0407MPH9F	20484.50
9G		SLIDER 1600 PLUS: 9G 24 VAC/VDC Modbus/TCP Ethernet with BUS communication, binary input, relays, mA output	V0407MP09G	17243.50	V0407MPH9G	20385.00
9H		SLIDER 1600 PLUS: 9H 24 VAC/VDC BACnet/IP Ethernet with BUS communication, binary input, relays, mA output	V0407MP09H	17243.50	V0407MPH9H	20385.00
IE	100-240 VAC	SLIDER 1600 PLUS: IE 100-240 VAC Modbus/RTU RS 485 with BUS communication, binary input, relays, mA output	V0407MP0IE	17837.50	V0407MPHIE	20979.00
IF		SLIDER 1600 PLUS: IF 100-240 VAC BACnet MS/TP RS 485 with BUS communication, binary input, relays, mA output	V0407MP0IF	17837.50	V0407MPHIF	20979.00
IG		SLIDER 1600 PLUS: IG 100-240 VAC Modbus/TCP Ethernet with BUS communication, binary input, relays, mA output	V0407MP0IG	17734.50	V0407MPHIG	20876.00
IH		SLIDER 1600 PLUS: IH 100-240 VAC BACnet/IP Ethernet with BUS communication, binary input, relays, mA output	V0407MP0IH	17734.50	V0407MPHIH	20876.00
J3	24 VAC/VDC	SLIDER 1600 FAILSAFE PLUS: J3 24VAC/VDC SL1600/24 Fail-Safe, 0(2)-10VDC, 0(4)-20 mA, 3-point, on-off	V0407MP0J3	18962.50	V0407MPHJ3	22104.00
J4	100-240 VAC	SLIDER 1600 FAILSAFE PLUS: J4 100-240 VAC SL1600 /HV Fail-Safe w/Relay, 0(2)-10VDC, 0(4)-20 mA, 3-point, on-off	V0407MP0J4	19746.00	V0407MPHJ4	22887.50

NOTE: Items listed in shaded areas are non-cancellable and non-returnable.

Hydronic Balancing Products

TA Series 7MP Pressure Independent Balancing and Modulating Control Valve



PRESSURE INDEPENDENT BALANCING AND MODULATING CONTROL VALVE

Refer to publication 08.55

TA SERIES 7MP – DUCTILE IRON

Actuator Code Option	Supply Voltage	Input Signal Options	Nominal Size inches			
			5		5 HF	
			Victaulic Part Code	List Price	Victaulic Part Code	List Price
J2	24 VAC/VDC	SLIDER 1600: J2 24 VAC/VDC 0(2)- 10 VDC, 0(4)-20 mA, 3-point, on-off	V0507MP0J2	\$25557.00	V0507MPHJ2	\$30706.00
J1	100-240 VAC	SLIDER 1600: J1 100-240 VAC 0(2)- 10 VDC, 0(4)-20 mA, 3-point, on-off	V0507MP0J1	26051.00	V0507MPHJ1	31200.00
90	24 VAC/VDC	SLIDER 1600 PLUS: 90 24 VAC/VDC With binary input, relays, mA output	V0507MP090	26144.50	V0507MPH90	31293.50
10	100-240 VAC	SLIDER 1600 PLUS: 10 100-240 VAC With binary input, relays, mA output	V0507MP010	26490.00	V0507MPH10	31639.00
9A	24 VAC/VDC	SLIDER 1600 PLUS: 9A 24 VAC/VDC Modbus/RTU RS 485 with BUS communication (without binary input, relays, mA output)	V0507MP09A	26320.00	V0507MPH9A	31469.00
9B		SLIDER 1600 PLUS: 9B 24 VAC/VDC BACnet MS/TP RS 485 with BUS communication (without binary input, relays, mA output)	V0507MP09B	26303.50	V0507MPH9B	31452.50
9C		SLIDER 1600 PLUS: 9C 24 VAC/VDC Modbus/TCP Ethernet with BUS communication (without binary input, relays, mA output)	V0507MP09C	26200.00	V0507MPH9C	31349.00
9D		SLIDER 1600 PLUS: 9D 24 VAC/VDC BACnet/IP Ethernet with BUS communication (without binary input, relays, mA output)	V0507MP09D	26200.00	V0507MPH9D	31349.00
IA	100-240 VAC	SLIDER 1600 PLUS: IA 100-240 VAC Modbus/RTU RS 485 with BUS communication (without binary input, relays, mA output)	V0507MP0IA	26813.50	V0507MPHIA	31962.50
IB		SLIDER 1600 PLUS: IB 100-240 VAC BACnet MS/TP RS 485 with BUS communication (without binary input, relays, mA output)	V0507MP0IB	26794.00	V0507MPHIB	31943.00
IC		SLIDER 1600 PLUS: IC 100-240 VAC Modbus/TCP Ethernet with BUS communication (without binary input, relays, mA output)	V0507MP0IC	26694.50	V0507MPHIC	31843.50
ID		SLIDER 1600 PLUS: ID 100-240 VAC BACnet/IP Ethernet with BUS communication (without binary input, relays, mA output)	V0507MP0ID	26694.50	V0507MPHID	31843.50
9E	24 VAC/VDC	SLIDER 1600 PLUS: 9E 24 VAC/VDC Modbus/RTU RS 485 with BUS communication, binary input, relays, mA output	V0507MP09E	26390.00	V0507MPH9E	31539.00
9F		SLIDER 1600 PLUS: 9F 24 VAC/VDC BACnet MS/TP RS 485 with BUS communication, binary input, relays, mA output	V0507MP09F	26390.00	V0507MPH9F	31539.00
9G		SLIDER 1600 PLUS: 9G 24 VAC/VDC Modbus/TCP Ethernet with BUS communication, binary input, relays, mA output	V0507MP09G	26290.50	V0507MPH9G	31439.50
9H		SLIDER 1600 PLUS: 9H 24 VAC/VDC BACnet/IP Ethernet with BUS communication, binary input, relays, mA output	V0507MP09H	26290.50	V0507MPH9H	31439.50
IE	100-240 VAC	SLIDER 1600 PLUS: IE 100-240 VAC Modbus/RTU RS 485 with BUS communication, binary input, relays, mA output	V0507MP0IE	26884.50	V0507MPHIE	32033.50
IF		SLIDER 1600 PLUS: IF 100-240 VAC BACnet MS/TP RS 485 with BUS communication, binary input, relays, mA output	V0507MP0IF	26884.50	V0507MPHIF	32033.50
IG		SLIDER 1600 PLUS: IG 100-240 VAC Modbus/TCP Ethernet with BUS communication, binary input, relays, mA output	V0507MP0IG	26781.50	V0507MPHIG	31930.50
IH		SLIDER 1600 PLUS: IH 100-240 VAC BACnet/IP Ethernet with BUS communication, binary input, relays, mA output	V0507MP0IH	26781.50	V0507MPHIH	31930.50
J3	24 VAC/VDC	SLIDER 1600 FAILSAFE PLUS: J3 24VAC/VDC SL1600/24 Fail-Safe, 0(2)-10VDC, 0(4)-20 mA, 3-point, on-off	V0507MP0J3	28009.50	V0507MPHJ3	33158.50
J4	100-240 VAC	SLIDER 1600 FAILSAFE PLUS: J4 100-240 VAC SL1600 /HV Fail-Safe w/Relay, 0(2)-10VDC, 0(4)-20 mA, 3-point, on-off	V0507MP0J4	28793.00	V0507MPHJ4	33942.00

NOTE: Items listed in shaded areas are non-cancellable and non-returnable.

Hydronic Balancing Products

TA Series 7MP Pressure Independent Balancing and Modulating Control Valve

PRESSURE INDEPENDENT BALANCING AND MODULATING CONTROL VALVE

Refer to publication 08.55



TA SERIES 7MP – DUCTILE IRON

Actuator Code Option	Supply Voltage	Input Signal Options	Nominal Size inches			
			6		6 HF	
			Victaulic Part Code	List Price	Victaulic Part Code	List Price
J2	24 VAC/VDC	SLIDER 1600: J2 24 VAC/VDC 0(2)- 10 VDC, 0(4)-20 mA, 3-point, on-off	V0607MP0J2	\$32522.50	V0607MPHJ2	\$36687.50
J1	100-240 VAC	SLIDER 1600: J1 100-240 VAC 0(2)- 10 VDC, 0(4)-20 mA, 3-point, on-off	V0607MP0J1	33016.50	V0607MPHJ1	37181.50
90	24 VAC/VDC	SLIDER 1600 PLUS: 90 24 VAC/VDC With binary input, relays, mA output	V0607MP090	33110.00	V0607MPH90	37275.00
I0	100-240 VAC	SLIDER 1600 PLUS: I0 100-240 VAC With binary input, relays, mA output	V0607MP0I0	33455.50	V0607MPHI0	37620.50
9A	24 VAC/VDC	SLIDER 1600 PLUS: 9A 24 VAC/VDC Modbus/RTU RS 485 with BUS communication (without binary input, relays, mA output)	V0607MP09A	33285.50	V0607MPH9A	37450.50
9B		SLIDER 1600 PLUS: 9B 24 VAC/VDC BACnet MS/TP RS 485 with BUS communication (without binary input, relays, mA output)	V0607MP09B	33269.00	V0607MPH9B	37434.00
9C		SLIDER 1600 PLUS: 9C 24 VAC/VDC Modbus/TCP Ethernet with BUS communication (without binary input, relays, mA output)	V0607MP09C	33165.50	V0607MPH9C	37330.50
9D		SLIDER 1600 PLUS: 9D 24 VAC/VDC BACnet/IP Ethernet with BUS communication (without binary input, relays, mA output)	V0607MP09D	33165.50	V0607MPH9D	37330.50
IA	100-240 VAC	SLIDER 1600 PLUS: IA 100-240 VAC Modbus/RTU RS 485 with BUS communication (without binary input, relays, mA output)	V0607MP0IA	33779.00	V0607MPHIA	37944.00
IB		SLIDER 1600 PLUS: IB 100-240 VAC BACnet MS/TP RS 485 with BUS communication (without binary input, relays, mA output)	V0607MP0IB	33759.50	V0607MPHIB	37924.50
IC		SLIDER 1600 PLUS: IC 100-240 VAC Modbus/TCP Ethernet with BUS communication (without binary input, relays, mA output)	V0607MP0IC	33660.00	V0607MPHIC	37825.00
ID		SLIDER 1600 PLUS: ID 100-240 VAC BACnet/IP Ethernet with BUS communication (without binary input, relays, mA output)	V0607MP0ID	33660.00	V0607MPHID	37825.00
9E	24 VAC/VDC	SLIDER 1600 PLUS: 9E 24 VAC/VDC Modbus/RTU RS 485 with BUS communication, binary input, relays, mA output	V0607MP09E	33355.50	V0607MPH9E	37520.50
9F		SLIDER 1600 PLUS: 9F 24 VAC/VDC BACnet MS/TP RS 485 with BUS communication, binary input, relays, mA output	V0607MP09F	33355.50	V0607MPH9F	37520.50
9G		SLIDER 1600 PLUS: 9G 24 VAC/VDC Modbus/TCP Ethernet with BUS communication, binary input, relays, mA output	V0607MP09G	33256.00	V0607MPH9G	37421.00
9H		SLIDER 1600 PLUS: 9H 24 VAC/VDC BACnet/IP Ethernet with BUS communication, binary input, relays, mA output	V0607MP09H	33256.00	V0607MPH9H	37421.00
IE	100-240 VAC	SLIDER 1600 PLUS: IE 100-240 VAC Modbus/RTU RS 485 with BUS communication, binary input, relays, mA output	V0607MP0IE	33850.00	V0607MPHIE	38015.00
IF		SLIDER 1600 PLUS: IF 100-240 VAC BACnet MS/TP RS 485 with BUS communication, binary input, relays, mA output	V0607MP0IF	33850.00	V0607MPHIF	38015.00
IG		SLIDER 1600 PLUS: IG 100-240 VAC Modbus/TCP Ethernet with BUS communication, binary input, relays, mA output	V0607MP0IG	33747.00	V0607MPHIG	37912.00
IH		SLIDER 1600 PLUS: IH 100-240 VAC BACnet/IP Ethernet with BUS communication, binary input, relays, mA output	V0607MP0IH	33747.00	V0607MPHIH	37912.00
J3	24 VAC/VDC	SLIDER 1600 FAILSAFE PLUS: J3 24VAC/VDC SL1600/24 Fail-Safe, 0(2)-10VDC, 0(4)-20 mA, 3-point, on-off	V0607MP0J3	34975.00	V0607MPHJ3	39140.00
J4	100-240 VAC	SLIDER 1600 FAILSAFE PLUS: J4 100-240 VAC SL1600 /HV Fail-Safe w/Relay, 0(2)-10VDC, 0(4)-20 mA, 3-point, on-off	V0607MP0J4	35758.50	V0607MPHJ4	39923.50

NOTE: Items listed in shaded areas are non-cancellable and non-returnable.

Hydronic Balancing Products

TA Series 7MP Pressure Independent Balancing and Modulating Control Valve



PRESSURE INDEPENDENT BALANCING AND MODULATING CONTROL VALVE

Refer to publication 08.55

TA SERIES 7MP – DUCTILE IRON

Actuator Code Option	Supply Voltage	Input Signal Options	Nominal Size inches			
			8		8 HF	
			Victaulic Part Code	List Price	Victaulic Part Code	List Price
J2	24 VAC/VDC	SLIDER 1600: J2 24 VAC/VDC 0(2)- 10 VDC, 0(4)-20 mA, 3-point, on-off	V0807MP0J2	\$37281.00	V0807MPHJ2	\$42336.00
J1	100-240 VAC	SLIDER 1600: J1 100-240 VAC 0(2)- 10 VDC, 0(4)-20 mA, 3-point, on-off	V0807MP0J1	37775.00	V0807MPHJ1	42830.00
90	24 VAC/VDC	SLIDER 1600 PLUS: 90 24 VAC/VDC With binary input, relays, mA output	V0807MP090	37868.50	V0807MPH90	42923.50
I0	100-240 VAC	SLIDER 1600 PLUS: I0 100-240 VAC With binary input, relays, mA output	V0807MP0I0	38214.00	V0807MPHI0	43269.00
9A	24 VAC/VDC	SLIDER 1600 PLUS: 9A 24 VAC/VDC Modbus/RTU RS 485 with BUS communication (without binary input, relays, mA output)	V0807MP09A	38044.00	V0807MPH9A	43099.00
9B		SLIDER 1600 PLUS: 9B 24 VAC/VDC BACnet MS/TP RS 485 with BUS communication (without binary input, relays, mA output)	V0807MP09B	38027.50	V0807MPH9B	43082.50
9C		SLIDER 1600 PLUS: 9C 24 VAC/VDC Modbus/TCP Ethernet with BUS communication (without binary input, relays, mA output)	V0807MP09C	37924.00	V0807MPH9C	42979.00
9D		SLIDER 1600 PLUS: 9D 24 VAC/VDC BACnet/IP Ethernet with BUS communication (without binary input, relays, mA output)	V0807MP09D	37924.00	V0807MPH9D	42979.00
IA	100-240 VAC	SLIDER 1600 PLUS: IA 100-240 VAC Modbus/RTU RS 485 with BUS communication (without binary input, relays, mA output)	V0807MP0IA	38537.50	V0807MPHIA	43592.50
IB		SLIDER 1600 PLUS: IB 100-240 VAC BACnet MS/TP RS 485 with BUS communication (without binary input, relays, mA output)	V0807MP0IB	38518.00	V0807MPHIB	43573.00
IC		SLIDER 1600 PLUS: IC 100-240 VAC Modbus/TCP Ethernet with BUS communication (without binary input, relays, mA output)	V0807MP0IC	38418.50	V0807MPHIC	43473.50
ID		SLIDER 1600 PLUS: ID 100-240 VAC BACnet/IP Ethernet with BUS communication (without binary input, relays, mA output)	V0807MP0ID	38418.50	V0807MPHID	43473.50
9E	24 VAC/VDC	SLIDER 1600 PLUS: 9E 24 VAC/VDC Modbus/RTU RS 485 with BUS communication, binary input, relays, mA output	V0807MP09E	38114.00	V0807MPH9E	43169.00
9F		SLIDER 1600 PLUS: 9F 24 VAC/VDC BACnet MS/TP RS 485 with BUS communication, binary input, relays, mA output	V0807MP09F	38114.00	V0807MPH9F	43169.00
9G		SLIDER 1600 PLUS: 9G 24 VAC/VDC Modbus/TCP Ethernet with BUS communication, binary input, relays, mA output	V0807MP09G	38014.50	V0807MPH9G	43069.50
9H		SLIDER 1600 PLUS: 9H 24 VAC/VDC BACnet/IP Ethernet with BUS communication, binary input, relays, mA output	V0807MP09H	38014.50	V0807MPH9H	43069.50
IE	100-240 VAC	SLIDER 1600 PLUS: IE 100-240 VAC Modbus/RTU RS 485 with BUS communication, binary input, relays, mA output	V0807MP0IE	38608.50	V0807MPHIE	43663.50
IF		SLIDER 1600 PLUS: IF 100-240 VAC BACnet MS/TP RS 485 with BUS communication, binary input, relays, mA output	V0807MP0IF	38608.50	V0807MPHIF	43663.50
IG		SLIDER 1600 PLUS: IG 100-240 VAC Modbus/TCP Ethernet with BUS communication, binary input, relays, mA output	V0807MP0IG	38505.50	V0807MPHIG	43560.50
IH		SLIDER 1600 PLUS: IH 100-240 VAC BACnet/IP Ethernet with BUS communication, binary input, relays, mA output	V0807MP0IH	38505.50	V0807MPHIH	43560.50
J3	24 VAC/VDC	SLIDER 1600 FAILSAFE PLUS: J3 24VAC/VDC SL1600/24 Fail-Safe, 0(2)-10VDC, 0(4)-20 mA, 3-point, on-off	V0807MP0J3	39733.50	V0807MPHJ3	44788.50
J4	100-240 VAC	SLIDER 1600 FAILSAFE PLUS: J4 100-240 VAC SL1600 /HV Fail-Safe w/Relay, 0(2)-10VDC, 0(4)-20 mA, 3-point, on-off	V0807MP0J4	40517.00	V0807MPHJ4	45572.00

NOTE: Items listed in shaded areas are non-cancellable and non-returnable.

Hydronic Balancing Products

TA Series 7MP –
Valve Only

TA SERIES 7MP – VALVE ONLY

Nominal Size inches	Victaulic Part Code	Price Each
2½	V0247MP000	\$4584.50
2½ HF	V0247MPH00	5624.00
3	V0307MP000	5338.50
3 HF	V0307MPH00	7862.50
4	V0407MP000	15030.50
4 HF	V0407MPH00	18172.00
5	V0507MP000	24077.50
5 HF	V0507MPH00	29226.50
6	V0607MP000	31043.00
6 HF	V0607MPH00	35208.00
8	V0807MP000	35801.50
8 HF	V0807MPH00	40856.50

NOTE: Items listed in shaded areas are non-cancellable and non-returnable.

Hydronic Balancing Products

TA Series 7MP – Actuator Only

TA SERIES 7MP – ACTUATOR ONLY

Actuators	Actuator Code Option	Supply Voltage	Input Signal Options	Victaulic Part Code	Price Each	
TA-Slider 750	70	24 VAC/VDC	0(2)- 10 VDC, 0(4)-20 mA, 3-point, on-off	P0007FC070	\$1170.50	
	G0	100-240 VAC	0(2)- 10 VDC, 0(4)-20 mA, 3-point, on-off	P0007FC0G0	1618.50	
TA-Slider 750 Plus	8A	24 VAC/VDC	With binary input, relays, mA output	P0007FC08A	1530.50	
	HA	100-240 VAC	With binary input, relays, mA output	P0007FC0HA	1978.50	
	8B	24 VAC/VDC	KNX-TP Twisted Pair with BUS communication (without binary input, relays, mA output)	P0007FC08B	1804.00	
	8C		Modbus/RTU RS 485 with BUS communication (without binary input, relays, mA output)	P0007FC08C	1864.50	
	8D		BACnet MS/TP RS 485 with BUS communication (without binary input, relays, mA output)	P0007FC08D	1848.00	
	8E		Modbus/TCP Ethernet with BUS communication (without binary input, relays, mA output)	P0007FC08E	1755.00	
	8F		KNX/IP Ethernet with BUS communication (without binary input, relays, mA output)	P0007FC08F	1755.00	
	8G		BACnet/IP Ethernet with BUS communication (without binary input, relays, mA output)	P0007FC08G	1755.00	
	HB		100-240 VAC	KNX-TP Twisted Pair with BUS communication (without binary input, relays, mA output)	P0007FC0HB	2250.50
	HC			Modbus/RTU RS 485 with BUS communication (without binary input, relays, mA output)	P0007FC0HC	2310.50
	HD	BACnet MS/TP RS 485 with BUS communication (without binary input, relays, mA output)		P0007FC0HD	2296.50	
	HE	Modbus/TCP Ethernet with BUS communication (without binary input, relays, mA output)		P0007FC0HE	2204.00	
	HF	KNX/IP Ethernet with BUS communication (without binary input, relays, mA output)		P0007FC0HF	2204.00	
	HG	BACnet/IP Ethernet with BUS communication (without binary input, relays, mA output)		P0007FC0HG	2204.00	
	8I	24 VAC/VDC		KNX-TP Twisted Pair with BUS communication, binary input, relays, mA output	P0007FC08I	1884.00
	8J		Modbus/RTU RS 485 with BUS communication, binary input, relays, mA output	P0007FC08J	1929.00	
	8K		BACnet MS/TP RS 485 with BUS communication, binary input, relays, mA output	P0007FC08K	1929.00	
	8L		Modbus/TCP Ethernet with BUS communication, binary input, relays, mA output	P0007FC08L	1837.00	
8M	KNX/IP Ethernet with BUS communication, binary input, relays, mA output		P0007FC08M	1837.00		
8N	BACnet/IP Ethernet with BUS communication, binary input, relays, mA output		P0007FC08N	1837.00		
HI	100-240 VAC		KNX-TP Twisted Pair with BUS communication, binary input, relays, mA output	P0007FC0HI	2334.00	
HJ		Modbus/RTU RS 485 with BUS communication, binary input, relays, mA output	P0007FC0HJ	2377.50		
HK		BACnet MS/TP RS 485 with BUS communication, binary input, relays, mA output	P0007FC0HK	2377.50		
HL		Modbus/TCP Ethernet with BUS communication, binary input, relays, mA output	P0007FC0HL	2283.00		
HM		KNX/IP Ethernet with BUS communication, binary input, relays, mA output	P0007FC0HM	2283.00		
HN		BACnet/IP Ethernet with BUS communication, binary input, relays, mA output	P0007FC0HN	2283.00		
TA-Slider 750 Failsafe	7F	24VAC/VDC	SL750/24 Fail-Safe, 0(2)-10VDC, 0(4)-20 mA, 3-point, on-off	P0007FC07F	2978.00	
	7R	100-240 VAC	SL750 /HV Fail-Safe w/Relay, 0(2)-10VDC, 0(4)-20 mA, 3-point, on-off	P0007FCR7F	3574.00	

NOTE: Items listed in shaded areas are non-cancellable and non-returnable.

Hydronic Balancing Products

TA Series 7MP – Actuator Only

TA SERIES 7MP – ACTUATOR ONLY

Actuators	Actuator Code Option	Supply Voltage	Input Signal Options	Victaulic Part Code	Price Each	
TA-Slider 1600	J2	24 VAC/VDC	0(2)- 10 VDC, 0(4)-20 mA, 3-point, on-off	P0007MP0J2	\$1479.50	
	J1	100-240 VAC	0(2)- 10 VDC, 0(4)-20 mA, 3-point, on-off	P0007MP0J1	1973.50	
TA-Slider 1600 Plus	90	24 VAC/VDC	With binary input, relays, mA output	P0007MP090	2067.00	
	I0	100-240 VAC	With binary input, relays, mA output	P0007MP0I0	2412.50	
	9A	24 VAC/VDC	Modbus/RTU RS 485 with BUS communication (without binary input, relays, mA output)	P0007MP09A	2242.50	
	9B		BACnet MS/TP RS 485 with BUS communication (without binary input, relays, mA output)	P0007MP09B	2226.00	
	9C		Modbus/TCP Ethernet with BUS communication (without binary input, relays, mA output)	P0007MP09C	2122.50	
	9D		BACnet/IP Ethernet with BUS communication (without binary input, relays, mA output)	P0007MP09D	2122.50	
	IA	100-240 VAC	Modbus/RTU RS 485 with BUS communication (without binary input, relays, mA output)	P0007MP0IA	2736.00	
	IB		BACnet MS/TP RS 485 with BUS communication (without binary input, relays, mA output)	P0007MP0IB	2716.50	
	IC		Modbus/TCP Ethernet with BUS communication (without binary input, relays, mA output)	P0007MP0IC	2617.00	
	ID		BACnet/IP Ethernet with BUS communication (without binary input, relays, mA output)	P0007MP0ID	2617.00	
	9E	24 VAC/VDC	Modbus/RTU RS 485 with BUS communication, binary input, relays, mA output	P0007MP09E	2312.50	
	9F		BACnet MS/TP RS 485 with BUS communication, binary input, relays, mA output	P0007MP09F	2312.50	
	9G		Modbus/TCP Ethernet with BUS communication, binary input, relays, mA output	P0007MP09G	2213.00	
	9H		BACnet/IP Ethernet with BUS communication, binary input, relays, mA output	P0007MP09H	2213.00	
	FJ	100-240 VAC	Modbus/RTU RS 485 with BUS communication, binary input, relays, mA output	P0007MP0IE	2807.00	
	FK		BACnet MS/TP RS 485 with BUS communication, binary input, relays, mA output	P0007MP0IF	2807.00	
	FL		Modbus/TCP Ethernet with BUS communication, binary input, relays, mA output	P0007MP0IG	2704.00	
	FN		BACnet/IP Ethernet with BUS communication, binary input, relays, mA output	P0007MP0IH	2704.00	
	TA-Slider 1600 Failsafe	2F	24VAC/VDC	SL1600/24 Fail-Safe, 0(2)-10VDC, 0(4)-20 mA, 3-point, on-off	P0007MP0J3	3932.00
		2R	100-240 VAC	SL1600 /HV Fail-Safe w/Relay, 0(2)-10VDC, 0(4)-20 mA, 3-point, on-off	P0007MP0J4	4715.50

NOTE: Items listed in shaded areas are non-cancellable and non-returnable.

Hydronic Balancing Products

TA Series 76W

6-WAY VALVE

Refer to publication 08.56



TA SERIES 76W 6-WAY VALVE – BARE

Nominal Size inches	Victaulic Part Code	List Price
1/2	V00476WN00	\$914.00
3/4	V00676WN00	1374.00
3/4 HF	V00676WH00	1561.00

TA SERIES 76W 6-WAY VALVE – ACTUATOR ONLY

Actuator	Victaulic Part Code	List Price
TA M106 CO	P00076W060	\$887.00

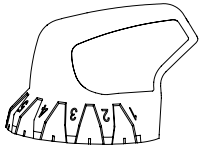
TA SERIES 76W 6-WAY VALVE WITH TA M106 CO ACTUATOR

Nominal Size inches	Victaulic Part Code	List Price
1/2	V00476WN60	\$1799.00
3/4	V00676WN60	2259.00
3/4 HF	V00676WH60	2446.00

NOTE: Items listed in shaded areas are non-cancellable and non-returnable.

Balancing Control Valve Accessories

Refer to publication 08.39



PRESETTING TOOL FOR SERIES TC AND SERIES TCM

Victaulic Part Code	Price Each
R000TBV000	\$93.00

NOTE: Items listed in shaded areas are non-cancellable and non-returnable.

Hydronic Balancing Products

Series 76X

ICSS – LOW LEAD BALANCING VALVE

Refer to publication 08.51



SERIES 76X

Flow GPM	Victaulic Part Code	List Price
½" – Low Differential 2 – 32 psid		
0.33	F00476XL0A	\$297.00
0.50	F00476XL0B	297.00
0.67	F00476XL0C	297.00
0.75	F00476XL0D	297.00
0.88	F00476XL0E	297.00
1.00	F00476XL0F	297.00
1.10	F00476XL0G	297.00
1.25	F00476XL0H	297.00
1.50	F00476XL0I	297.00
1.75	F00476XL0J	297.00
2.00	F00476XL0K	297.00
2.25	F00476XL0L	297.00
3.00	F00476XL0M	297.00
½" – High Differential 5 – 60 psid		
1.00	F00476XH0F	297.00
1.50	F00476XH0I	297.00
2.00	F00476XH0K	297.00
2.50	F00476XH0Y	297.00
3.00	F00476XH0M	297.00
4.00	F00476XH0O	297.00
5.00	F00476XH0Q	297.00

Flow GPM	Victaulic Part Code	List Price
¾" – Low Differential 2 – 32 psid		
0.33	F00676XL0A	\$360.00
0.50	F00676XL0B	360.00
0.67	F00676XL0C	360.00
0.75	F00676XL0D	360.00
0.88	F00676XL0E	360.00
1.00	F00676XL0F	360.00
1.10	F00676XL0G	360.00
1.25	F00676XL0H	360.00
1.50	F00676XL0I	360.00
1.75	F00676XL0J	360.00
2.00	F00676XL0K	360.00
2.25	F00676XL0L	360.00
3.00	F00676XL0M	360.00
3.50	F00676XL0N	360.00
4.00	F00676XL0O	360.00
4.50	F00676XL0P	360.00
5.00	F00676XL0Q	360.00
6.00	F00676XL0R	360.00
7.00	F00676XL0S	360.00
8.00	F00676XL0T	360.00
¾" – High Differential 5 – 60 psid		
1.00	F00676XH0F	360.00
1.50	F00676XH0I	360.00
2.00	F00676XH0K	360.00
2.50	F00676XH0Y	360.00
3.00	F00676XH0M	360.00
4.00	F00676XH0O	360.00
5.00	F00676XH0Q	360.00
6.00	F00676XH0R	360.00
7.00	F00676XH0S	360.00
8.00	F00676XH0T	360.00
9.00	F00676XH0U	360.00
10.00	F00676XH0V	360.00
11.00	F00676XH0W	360.00
12.00	F00676XH0X	360.00

NOTE: Items listed in shaded areas are non-cancellable and non-returnable.

Note: Part codes are for female NPT versions.

Hydronic Balancing Products

Series 76X

ICSS – LOW LEAD BALANCING VALVE

Refer to publication 08.51



SERIES 76X

Flow GPM	Victaulic Part Code	List Price
1" – Low Differential 2 – 32 psid		
9.00	F01076XL0U	\$425.50
11.00	F01076XL0W	425.50
12.00	F01076XL0X	425.50
13.00	F01076XL13	425.50
14.00	F01076XL14	425.50
15.00	F01076XL15	425.50
16.00	F01076XL16	425.50
17.00	F01076XL17	425.50
18.00	F01076XL18	425.50
19.00	F01076XL19	425.50
1" – High Differential 5 – 60 psid		
13.00	F01076XH13	425.50
14.00	F01076XH14	425.50
15.00	F01076XH15	425.50
16.00	F01076XH16	425.50
17.00	F01076XH17	425.50
18.00	F01076XH18	425.50
19.00	F01076XH19	425.50
20.00	F01076XH20	425.50
21.00	F01076XH21	425.50
22.00	F01076XH22	425.50
23.00	F01076XH23	425.50
24.00	F01076XH24	425.50
25.00	F01076XH25	425.50
26.00	F01076XH26	425.50
27.00	F01076XH27	425.50

Flow GPM	Victaulic Part Code	List Price
1¼" – Low Differential 2 – 32 psid		
9.00	F01276XL0U	\$455.50
11.00	F01276XL0W	455.50
12.00	F01276XL0X	455.50
13.00	F01276XL13	455.50
14.00	F01276XL14	455.50
15.00	F01276XL15	455.50
16.00	F01276XL16	455.50
17.00	F01276XL17	455.50
18.00	F01276XL18	455.50
19.00	F01276XL19	455.50
1¼" – High Differential 5 – 60 psid		
13.00	F01276XH13	455.50
14.00	F01276XH14	455.50
15.00	F01276XH15	455.50
16.00	F01276XH16	455.50
17.00	F01276XH17	455.50
18.00	F01276XH18	455.50
19.00	F01276XH19	455.50
20.00	F01276XH20	455.50
21.00	F01276XH21	455.50
22.00	F01276XH22	455.50
23.00	F01276XH23	455.50
24.00	F01276XH24	455.50
25.00	F01276XH25	455.50
26.00	F01276XH26	455.50
27.00	F01276XH27	455.50

NOTE: Items listed in shaded areas are non-cancellable and non-returnable.

Note: Part codes are for female NPT versions.

Hydronic Balancing Products

Series 76X

ICSS – LOW LEAD BALANCING VALVE

Refer to publication 08.51



SERIES 76X

Flow GPM	Victaulic Part Code	List Price
1½" – Low Differential 2 – 32 psid		
20.00	F01476XL20	\$607.00
22.00	F01476XL22	607.00
24.00	F01476XL24	607.00
26.00	F01476XL26	607.00
28.00	F01476XL28	607.00
30.00	F01476XL30	607.00
32.00	F01476XL32	607.00
34.00	F01476XL34	607.00
36.00	F01476XL36	607.00
38.00	F01476XL38	607.00
40.00	F01476XL40	607.00
42.00	F01476XL42	607.00
44.00	F01476XL44	607.00
46.00	F01476XL46	607.00
48.00	F01476XL48	607.00
50.00	F01476XL50	607.00
1½" – High Differential 5 – 60 psid		
28.00	F01476XH28	607.00
30.00	F01476XH30	607.00
32.00	F01476XH32	607.00
34.00	F01476XH34	607.00
36.00	F01476XH36	607.00
38.00	F01476XH38	607.00
40.00	F01476XH40	607.00
42.00	F01476XH42	607.00
44.00	F01476XH44	607.00
46.00	F01476XH46	607.00
48.00	F01476XH48	607.00
50.00	F01476XH50	607.00
52.00	F01476XH52	607.00
54.00	F01476XH54	607.00
56.00	F01476XH56	607.00
58.00	F01476XH58	607.00
56.00	F01476XH60	607.00
62.00	F01476XH62	607.00
64.00	F01476XH64	607.00
68.00	F01476XH68	607.00
70.00	F01476XH70	607.00

Flow GPM	Victaulic Part Code	List Price
2" – Low Differential 2 – 32 psid		
20.00	F02076XL20	\$704.50
22.00	F02076XL22	704.50
24.00	F02076XL24	704.50
26.00	F02076XL26	704.50
28.00	F02076XL28	704.50
30.00	F02076XL30	704.50
32.00	F02076XL32	704.50
34.00	F02076XL34	704.50
36.00	F02076XL36	704.50
38.00	F02076XL38	704.50
40.00	F02076XL40	704.50
42.00	F02076XL42	704.50
44.00	F02076XL44	704.50
46.00	F02076XL46	704.50
48.00	F02076XL48	704.50
50.00	F02076XL50	704.50
2" – High Differential 5 – 60 psid		
28.00	F02076XH28	704.50
30.00	F02076XH30	704.50
32.00	F02076XH32	704.50
34.00	F02076XH34	704.50
36.00	F02076XH36	704.50
38.00	F02076XH38	704.50
40.00	F02076XH40	704.50
42.00	F02076XH42	704.50
44.00	F02076XH44	704.50
46.00	F02076XH46	704.50
48.00	F02076XH48	704.50
50.00	F02076XH50	704.50
52.00	F02076XH52	704.50
54.00	F02076XH54	704.50
56.00	F02076XH56	704.50
58.00	F02076XH58	704.50
56.00	F02076XH60	704.50
62.00	F02076XH62	704.50
64.00	F02076XH64	704.50
68.00	F02076XH68	704.50
70.00	F02076XH70	704.50

NOTE: Items listed in shaded areas are non-cancellable and non-returnable.

Note: Part codes are for female NPT versions.

Hydronic Balancing Products

KOIL-KIT™ Coil Pack

Standard Koil-Kit™ Coil Pack

MANUAL KOIL-KIT™ COIL PACK WITH SERIES 78KH UNION INLET GLOBE STYLE VALVES

Kit Description	Nominal Flow Range (GPM) Based on Manual Valve Size (Publication 08.16) or Auto Cartridge Flow Rates (Publication 08.34)	Nominal Kit Size	Expected Control Valve Size (78U Outlet and Valve Size Inlet)	Without PT Ports and Handle Extensions			With PT Ports and Handle Extensions		
				Reference Figure String	Victaulic Part Code	Price Each	Reference Figure String	Victaulic Part Code	Price Each
78Y Fem x Fem, 78U Fem x Male Union, 78KH Male Union x Fem without hoses	0.6 – 2.8	1/2	1/2	K9YAF00000AFAMOMAMAF000	K00A799CK3	\$637.00	K9YAF00000AFAMOMAMAF020	K000799G42	\$865.00
	2.0 – 6.0	3/4	1/2	K9YBFB00000BFAMOMAMBF000	K000799006	678.00	K9YBFB00000BFAMOMAMBF020	K000799G43	906.00
	2.0 – 6.0	3/4	3/4	K9YBFB00000BFMOMMBMF000	K00A799CK4	678.00	K9YBFB00000BFMOMMBMF020	K000799H58	906.00
	3.9 – 10.0	1	1/2	K9YCF00000CFAMOMAMCF000	K000799010	954.00	K9YCF00000CFAMOMAMCF020	K000799I86	1182.00
	3.9 – 10.0	1	3/4	K9YCF00000CFMOMMBMCF000	K000799207	954.00	K9YCF00000CFMOMMBMCF020	K000799G38	1182.00
	3.9 – 10.0	1	1	K9YCF00000CFMOMMCMCF000	K000799114	954.00	K9YCF00000CFMOMMCMCF020	K000799L63	1182.00
	5.0 – 15.0	1 1/4	1 1/4	K9YDF00000DFMOMDMDF000	K00A799CK5	1188.00	K9YDF00000DFMOMDMDF020	K000799L64	1416.00
	6.6 – 20.0	1 1/2	1 1/2	K9YEF00000EFEMOMEMEF000	K000799117	1669.00	K9YEF00000EFEMOMEMEF020	K000799R63	1897.00
12.6 – 36.0	2	2	K9YFFF00000FFMOMMFMFF000	K000799116	2099.00	K9YFFF00000FFMOMMFMFF020	K000799T12	2327.00	
78Y Fem x Fem w/ 2' Male Union Hose, 78U Fem x Male Union w/ 2' Male Union Hose, 78KH Male Union x Fem	0.6 – 2.8	1/2	1/2	K9YAF0A0EAEAFAMOMAMAF000	K000799296	875.00	K9YAF0A0EAEAFAMOMAMAF020	K00A7995JP	1103.00
	2.0 – 6.0	3/4	1/2	K9YBFB0BEBEBEFAMOMAMBF000	K000799211	1034.00	K9YBFB0BEBEBEFAMOMAMBF020	K00A7995JQ	1262.00
	2.0 – 6.0	3/4	3/4	K9YBFB0BEBEBBFMOMMBMF000	K000799290	1034.00	K9YBFB0BEBEBBFMOMMBMF020	K00A7995JR	1262.00
	3.9 – 10.0	1	1/2	K9YCF0CECECFAMOMAMCF000	K000799435	1512.00	K9YCF0CECECFAMOMAMCF020	K00A7995JS	1740.00
	3.9 – 10.0	1	3/4	K9YCF0CECECFMOMMBMCF000	K000799B10	1512.00	K9YCF0CECECFMOMMBMCF020	K00A7995JT	1740.00
	3.9 – 10.0	1	1	K9YCF0CECECFMOMMCMCF000	K000799I89	1512.00	K9YCF0CECECFMOMMCMCF020	K00A7995JU	1740.00
	5.0 – 15.0	1 1/4	1 1/4	K9YDF0DEDEDFMOMDMDF000	K000799539	2196.00	K9YDF0DEDEDFMOMDMDF020	K00A7995JV	2424.00
	6.6 – 20.0	1 1/2	1 1/2	K9YEF0E0E0E0EFEMOMEMEF000	K000799AM5	3018.00	K9YEF0E0E0E0EFEMOMEMEF020	K00A7995JW	3246.00
12.6 – 36.0	2	2	K9YFFF0FEFEFFMOMMFMFF000	K000799P31	4479.00	K9YFFF0FEFEFFMOMMFMFF020	K00A7995JX	4707.00	
78T Fem x Fem, 78U Fem x Male Union, 78KH Male Union x Fem without hoses	0.6 – 2.8	1/2	1/2	K9TAF00000AFAMOMAMAF000	K00A799DKA	585.00	K9TAF00000AFAMOMAMAF020	K00A7995JO	813.00
	2.0 – 6.0	3/4	1/2	K9TBF00000BFAMOMAMBF000	K000799085	624.50	K9TBF00000BFAMOMAMBF020	K000799017	852.50
	2.0 – 6.0	3/4	3/4	K9TBF00000BFMOMMBMF000	K000799FAT	624.50	K9TBF00000BFMOMMBMF020	K000799EV4	852.50
	3.9 – 10.0	1	1/2	K9TCF00000CFAMOMAMCF000	K000799683	868.50	K9TCF00000CFAMOMAMCF020	K000799018	1096.50
	3.9 – 10.0	1	3/4	K9TCF00000CFMOMMBMCF000	K000799N17	868.50	K9TCF00000CFMOMMBMCF020	K000799022	1096.50
	3.9 – 10.0	1	1	K9TCF00000CFMOMMCMCF000	K000799908	868.50	K9TCF00000CFMOMMCMCF020	K00A7995JY	1096.50
	5.0 – 15.0	1 1/4	1 1/4	K9TDF00000DFMOMDMDF000	K000799909	1086.50	K9TDF00000DFMOMDMDF020	K00A7995JZ	1314.50
	6.6 – 20.0	1 1/2	1 1/2	K9TEF00000EFEMOMEMEF000	K00A799D27	1508.50	K9TEF00000EFEMOMEMEF020	K000799EW1	1736.50
12.6 – 36.0	2	2	K9TFFF00000FFMOMMFMFF000	K000799910	1910.50	K9TFFF00000FFMOMMFMFF020	K00A799AER	2138.50	
78T Fem x Fem w/ 2' Male Union Hose, 78U Fem x Male Union w/ 2' Male Union Hose, 78KH Male Union x Fem	0.6 – 2.8	1/2	1/2	K9TAF0A0EAEAFAMOMAMAF000	K000799531	823.00	K9TAF0A0EAEAFAMOMAMAF020	K00A7995JO	1051.00
	2.0 – 6.0	3/4	1/2	K9TBF0B0BEBEBEFAMOMAMBF000	K000799212	980.50	K9TBF0B0BEBEBEFAMOMAMBF020	K000799I43	1208.50
	2.0 – 6.0	3/4	3/4	K9TBF0B0BEBEBBFMOMMBMF000	K000799205	980.50	K9TBF0B0BEBEBBFMOMMBMF020	K00A7995J2	1208.50
	3.9 – 10.0	1	1/2	K9TCF0CECECFAMOMAMCF000	K000799532	1426.50	K9TCF0CECECFAMOMAMCF020	K00A7995J3	1654.50
	3.9 – 10.0	1	3/4	K9TCF0CECECFMOMMBMCF000	K000799530	1426.50	K9TCF0CECECFMOMMBMCF020	K000799G25	1654.50
	3.9 – 10.0	1	1	K9TCF0CECECFMOMMCMCF000	K000799A04	1426.50	K9TCF0CECECFMOMMCMCF020	K00A7995J4	1654.50
	5.0 – 15.0	1 1/4	1 1/4	K9TDF0DEDEDFMOMDMDF000	K000799ET4	2094.50	K9TDF0DEDEDFMOMDMDF020	K00A7995J5	2322.50
	6.6 – 20.0	1 1/2	1 1/2	K9TEF0E0E0E0EFEMOMEMEF000	K00A799A5J	2857.50	K9TEF0E0E0E0EFEMOMEMEF020	K00A7995J6	3085.50
12.6 – 36.0	2	2	K9TFFF0FEFEFFMOMMFMFF000	K00A799BJ1	4290.50	K9TFFF0FEFEFFMOMMFMFF020	K00A7995J7	4518.50	

NOTE: Items listed in shaded areas are non-cancellable and non-returnable.

Hydronic Balancing Products

MANUAL KOIL-KIT™ COIL PACK WITH TA SERIES 786H SWEAT GLOBE STYLE VALVES

Kit Description	Nominal Flow Range (GPM) Based on Manual Valve Size (Publication 08.16) or Auto Cartridge Flow Rates (Publication 08.34)	Nominal Kit Size	Expected Control Valve Size (78U Outlet and Inlet)	Without PT Ports			With PT Ports and Handle Extensions		
				Reference Figure String	Victaulic Part Code	Price Each	Reference Figure String	Victaulic Part Code	Price Each
78Y Sweat x Sweat, 78U Sweat x Male Union, 786H Sweat x Sweat without 2' hoses attached	0.6 – 2.8	1/2	1/2	K9YASAS00000ASAMOMASAS000	K000799051	\$548.00	K9YASAS00000ASAMOMASAS020	K00A7995JD	\$776.00
	2.0 – 6.0	3/4	3/4	K9YBSBS00000BSBMOMBSBS000	K000799096	580.00	K9YBSBS00000BSBMOMBSBS020	K00A7995JE	808.00
	3.9 – 10.0	1	1	K9YCSCS00000CSCMOMCSCS000	K000799120	842.50	K9YCSCS00000CSCMOMCSCS020	K00A7995JF	1070.50
	5.0 – 15.0	1 1/4	1 1/4	K9YDSDS00000DSDMOMDSDS000	K000799112	1100.00	K9YDSDS00000DSDMOMDSDS020	K00A7995JG	1328.00
	6.6 – 20.0	1 1/2	1 1/2	K9YESES00000ESEMOMESES000	K000799100	1466.50	K9YESES00000ESEMOMESES020	K00A799A5G	1694.50
	12.6 – 36.0	2	2	K9YFDFS00000FSFMOMFDFS000	K000799263	1951.50	K9YFDFS00000FSFMOMFDFS020	K00A7995JH	2179.50
78T Sweat x Sweat, 78U Sweat x Male Union, 786H Sweat x Sweat without 2' hoses attached	0.6 – 2.8	1/2	1/2	K9TASAS00000ASAMOMASAS000	K000799P51	496.00	K9TASAS00000ASAMOMASAS020	K00A799A4J	724.00
	2.0 – 6.0	3/4	3/4	K9TBSBS00000BSBMOMBSBS000	K000799206	526.50	K9TBSBS00000BSBMOMBSBS020	K00A7995JI	754.50
	3.9 – 10.0	1	1	K9TCSCS00000CSCMOMCSCS000	K00A799BSX	757.00	K9TCSCS00000CSCMOMCSCS020	K00A7995JJ	985.00
	5.0 – 15.0	1 1/4	1 1/4	K9TDSDS00000DSDMOMDSDS000	K000799EV6	998.50	K9TDSDS00000DSDMOMDSDS020	K00A7995JK	1226.50
	6.6 – 20.0	1 1/2	1 1/2	K9TESES00000ESEMOMESES000	K000799Y70	1306.00	K9TESES00000ESEMOMESES020	K00A799A4M	1534.00
	12.6 – 36.0	2	2	K9TFDFS00000FSFMOMFDFS000	K000799P53	1763.00	K9TFDFS00000FSFMOMFDFS020	K00A7995JL	1991.00

NOTE: Items listed in shaded areas are non-cancellable and non-returnable.

Hydronic Balancing Products

MANUAL KOIL-KIT™ COIL PACK WITH SERIES 78BL QUARTER TURN BALANCING BALL VALVES

Kit Description	Nominal Flow Range (GPM) Based on Manual Valve Size (Publication 08.50) or Auto Cartridge Flow rates (Publication 08.34)	Nominal Kit Size	Expected Control Valve Size (78U Outlet Size & Balancing Valve Size Inlet)	Without PT Ports		With PT Ports	
				Reference Figure String	Price Each	Reference Figure String	Price Each
78Y Sweat x Sweat, 78U Sweat x Male Union, 78BL Male Union x Sweat without hoses	0.4 – 5.1	1/2	1/2	K9YASAS00000ASAMOLAMAS000	\$680.00	K9YASAS00000ASAMOLAMAS020	\$908.00
	1.1 – 11.6	3/4	1/2	K9YBSBS00000BSAMOLAMBS000	724.00	K9YBSBS00000BSAMOLAMBS020	952.00
	1.1 – 11.6	3/4	3/4	K9YBSBS00000BSBMOLBMS000	724.00	K9YBSBS00000BSBMOLBMS020	952.00
	1.2 – 19.2	1	1/2	K9YCS00000CSAMOLAMCS000	999.00	K9YCS00000CSAMOLAMCS020	1227.00
	1.2 – 19.2	1	3/4	K9YCS00000CSBMOLBMS000	999.00	K9YCS00000CSBMOLBMS020	1227.00
	1.2 – 19.2	1	1	K9YCS00000CSCMOLCMCS000	999.00	K9YCS00000CSCMOLCMCS020	1227.00
	2.2 – 30.6	1 1/4	1 1/4	K9YDSDS00000SDMOLDMDS000	1232.00	K9YDSDS00000SDMOLDMDS020	1460.00
	2.6 – 44.6	1 1/2	1 1/2	K9YES00000ESEMOLMES000	1715.50	K9YES00000ESEMOLMES020	1943.50
6.3 – 83.0	2	2	K9YF00000FSMOLFMFS000	2143.50	K9YF00000FSMOLFMFS020	2371.50	
78Y Fem X Fem, 78U Fem x Male Union, 78BL Male Union x Fem without hoses	0.4 – 5.3	1/2	1/2	K9YAF00000AFAMOLAMAF000	637.00	K9YAF00000AFAMOLAMAF020	865.00
	0.9 – 12.5	3/4	1/2	K9YBFB00000BFAMOLAMBF000	678.00	K9YBFB00000BFAMOLAMBF020	906.00
	0.9 – 12.5	3/4	3/4	K9YBFB00000BFBMOLBMFB000	678.00	K9YBFB00000BFBMOLBMFB020	906.00
	1.6 – 19.3	1	1/2	K9YCF00000CFAMOLAMCF000	954.00	K9YCF00000CFAMOLAMCF020	1182.00
	1.6 – 19.3	1	3/4	K9YCF00000CFBMOLBMCF000	954.00	K9YCF00000CFBMOLBMCF020	1182.00
	1.6 – 19.3	1	1	K9YCF00000CFMOLCMCF000	954.00	K9YCF00000CFMOLCMCF020	1182.00
	2.1 – 30.5	1 1/4	1 1/4	K9YDF00000DFMOLDMDF000	1188.00	K9YDF00000DFMOLDMDF020	1416.00
	2.7 – 45.4	1 1/2	1 1/2	K9YEF00000EFEMOLEMEF000	1669.00	K9YEF00000EFEMOLEMEF020	1897.00
6.2 – 85.0	2	2	K9YFFF00000FFMOLFMFF000	2099.00	K9YFFF00000FFMOLFMFF020	2327.00	
78Y Fem x Fem w/ 2' Male x Male Union Hose, 78U Fem x Male Union w/ 2' Male x Male Union Hose, 78BL Male Union x Fem	0.4 – 5.3	1/2	1/2	K9YAF0A0A0A0AFAMOLAMAF000	875.00	K9YAF0A0A0A0AFAMOLAMAF020	1103.00
	0.9 – 12.5	3/4	1/2	K9YBFB0B0B0BFAMOLAMBF000	1034.00	K9YBFB0B0B0BFAMOLAMBF020	1262.00
	0.9 – 12.5	3/4	3/4	K9YBFB0B0B0BFBMOLBMFB000	1034.00	K9YBFB0B0B0BFBMOLBMFB020	1262.00
	1.6 – 19.3	1	1/2	K9YCF0C0C0CFAMOLAMCF000	1512.00	K9YCF0C0C0CFAMOLAMCF020	1740.00
	1.6 – 19.3	1	3/4	K9YCF0C0C0CFBMOLBMCF000	1512.00	K9YCF0C0C0CFBMOLBMCF020	1740.00
	1.6 – 19.3	1	1	K9YCF0C0C0CFMOLCMCF000	1512.00	K9YCF0C0C0CFMOLCMCF020	1740.00
	2.1 – 30.5	1 1/4	1 1/4	K9YDF0D0D0DFMOLDMDF000	2196.00	K9YDF0D0D0DFMOLDMDF020	2424.00
	2.7 – 45.4	1 1/2	1 1/2	K9YEF0E0E0EFEMOLEMEF000	3018.00	K9YEF0E0E0EFEMOLEMEF020	3246.00
6.2 – 85.0	2	2	K9YFFF0F0F0FFMOLFMFF000	4479.00	K9YFFF0F0F0FFMOLFMFF020	4707.00	
78T Sweat x Sweat, 78U Sweat x Male Union, 78BL Male Union x Sweat without hoses	0.4 – 5.1	1/2	1/2	K9TASAS00000ASAMOLAMAS000	628.00	K9TASAS00000ASAMOLAMAS020	856.00
	1.1 – 11.6	3/4	1/2	K9TBSBS00000BSAMOLAMBS000	670.50	K9TBSBS00000BSAMOLAMBS020	898.50
	1.1 – 11.6	3/4	3/4	K9TBSBS00000BSBMOLBMS000	670.50	K9TBSBS00000BSBMOLBMS020	898.50
	1.2 – 19.2	1	1/2	K9TCS00000CSAMOLAMCS000	913.50	K9TCS00000CSAMOLAMCS020	1141.50
	1.2 – 19.2	1	3/4	K9TCS00000CSBMOLBMS000	913.50	K9TCS00000CSBMOLBMS020	1141.50
	1.2 – 19.2	1	1	K9TCS00000CSCMOLCMCS000	913.50	K9TCS00000CSCMOLCMCS020	1141.50
	2.2 – 30.6	1 1/4	1 1/4	K9TSDS00000SDMOLDMDS000	1130.50	K9TSDS00000SDMOLDMDS020	1358.50
	2.6 – 44.6	1 1/2	1 1/2	K9TESES00000ESEMOLMES000	1555.00	K9TESES00000ESEMOLMES020	1783.00
6.3 – 83.0	2	2	K9TF00000FSMOLFMFS000	1955.00	K9TF00000FSMOLFMFS020	2183.00	

NOTE: Items listed in shaded areas are non-cancellable and non-returnable.

Hydronic Balancing Products

MANUAL KOIL-KIT™ COIL PACK WITH SERIES 78BL QUARTER TURN BALANCING BALL VALVES

Kit Description	Nominal Flow Range (GPM) Based on Manual Valve Size (Publication 08.16) or Auto Cartridge Flow rates (Publication 08.34)	Nominal Kit Size	Expected Control Valve Size (78U Outlet Size & Balancing Valve Size Inlet)	Without PT Ports		With PT Ports	
				Reference Figure String	Price Each	Reference Figure String	Price Each
78T Fem X Fem, 78U Fem x Male Union, 78BL Male Union x Fem without hoses	0.4 – 5.3	1/2	1/2	K9TAF00000AFAMOLAMAF000	\$585.00	K9TAF00000AFAMOLAMAF020	\$813.00
	0.9 – 12.5	3/4	1/2	K9TBF00000BFAMOLAMBF000	624.50	K9TBF00000BFAMOLAMBF020	852.50
	0.9 – 12.5	3/4	3/4	K9TBF00000BFMOLMBMF000	624.50	K9TBF00000BFMOLMBMF020	852.50
	1.6 – 19.3	1	1/2	K9TCF00000CFAMOLAMCF000	868.50	K9TCF00000CFAMOLAMCF020	1096.50
	1.6 – 19.3	1	3/4	K9TCF00000CFMOLBMCF000	868.50	K9TCF00000CFMOLBMCF020	1096.50
	1.6 – 19.3	1	1	K9TCF00000CFMOLCMCF000	868.50	K9TCF00000CFMOLCMCF020	1096.50
	2.1 – 30.5	1 1/4	1 1/4	K9TDF00000DFMOLDMDF000	1086.50	K9TDF00000DFMOLDMDF020	1314.50
	2.7 – 45.4	1 1/2	1 1/2	K9TEF00000EFEMOLEMEF000	1508.50	K9TEF00000EFEMOLEMEF020	1736.50
	6.2 – 85.0	2	2	K9TFF00000FFMOLFMFF000	1910.50	K9TFF00000FFMOLFMFF020	2138.50
78T Fem x Fem w/ 2' Male x Male Union Hose, 78U Fem x Male Union w/ 2' Male x Male Union Hose, 78BL Male Union x Fem	0.4 – 5.3	1/2	1/2	K9TAF0A0A0A0AFAMOLAMAF000	823.00	K9TAF0A0A0A0AFAMOLAMAF020	1051.00
	0.9 – 12.5	3/4	1/2	K9TBF0B0B0B0BFAMOLAMBF000	980.50	K9TBF0B0B0B0BFAMOLAMBF020	1208.50
	0.9 – 12.5	3/4	3/4	K9TBF0B0B0B0BFMOLMBMF000	980.50	K9TBF0B0B0B0BFMOLMBMF020	1208.50
	1.6 – 19.3	1	1/2	K9TCF0C0C0C0CFAMOLAMCF000	1426.50	K9TCF0C0C0C0CFAMOLAMCF020	1654.50
	1.6 – 19.3	1	3/4	K9TCF0C0C0C0CFMOLBMCF000	1426.50	K9TCF0C0C0C0CFMOLBMCF020	1654.50
	1.6 – 19.3	1	1	K9TCF0C0C0C0CFMOLCMCF000	1426.50	K9TCF0C0C0C0CFMOLCMCF020	1654.50
	2.1 – 30.5	1 1/4	1 1/4	K9TDF0D0D0D0DFMOLDMDF000	2094.50	K9TDF0D0D0D0DFMOLDMDF020	2322.50
	2.7 – 45.4	1 1/2	1 1/2	K9TEF0E0E0E0EFEMOLEMEF000	2857.50	K9TEF0E0E0E0EFEMOLEMEF020	3085.50
	6.2 – 85.0	2	2	K9TFF0F0F0F0FFMOLFMFF000	4290.50	K9TFF0F0F0F0FFMOLFMFF020	4518.50

NOTE: Items listed in shaded areas are non-cancellable and non-returnable.

Hydronic Balancing Products

AUTOMATIC KOIL-KIT™ COIL PACK WITH SERIES 76V AUTOMATIC UNION INLET BALANCING VALVE WITH CARTRIDGES

Kit Description	Nominal Flow Range (Valve Cartridge GPM) Based on Manual Valve Size (Publication 08.16) or Auto Cartridge Flow rates (Publication 08.34)	Nominal Kit Size	Expected Control Valve Size (78U Outlet and Valve Inlet)	Without PT Port Extensions or Handle Extensions		With PT Ports and Handle Extensions	
				Reference Figure String Replace xx with applicable cartridge code for pressure range and flow setting as per Publication 08.34	Price Each	Reference Figure String Replace xx with applicable cartridge code for pressure range and flow setting as per Publication 08.34	Price Each
78Y Sweat x Sweat, 78U Sweat x Male Union, 76V Male Union x Sweat Automatic valve with cartridge (need to choose cartridge) and without hoses	0.1 – 10.8	1/2	1/2	K9YASAS00000ASAM04AMASxx00	\$696.50	K9YASAS00000ASAM04AMASxx20	\$924.50
	0.1 – 10.8	3/4	3/4	K9YBSBS00000BSBM04BMB5xx00	740.50	K9YBSBS00000BSBM04BMB5xx20	968.50
	0.1 – 10.8	1	1	K9YCSCS00000CSCM04CMCSxx00	1006.00	K9YCSCS00000CSCM04CMCSxx20	1234.00
	3.0 – 50.0	1 High Flow Body	1	K9YCSCS00000CSCM04CM3Sxx00	1381.50	K9YCSCS00000CSCM04CM3Sxx20	1609.50
	3.0 – 50.0	1 1/4	1 1/4	K9YDSDS00000DSDM04DMDSxx00	1464.50	K9YDSDS00000DSDM04DMDSxx20	1692.50
	3.0 – 50.0	1 1/2	1 1/2	K9YESES00000ESEM04EMESxx00	1829.50	K9YESES00000ESEM04EMESxx20	2057.50
	3.0 – 50.0	2	2	K9YFSFS00000FSFM04FMFSxx00	2356.00	K9YFSFS00000FSFM04FMFSxx20	2584.00
78Y Fem x Fem, 78U Fem x Male Union, 76V Male Union x Fem Automatic valve with cartridge (need to choose cartridge) and without hoses	0.1 – 10.8	1/2	1/2	K9YAFAF00000AFAM04AMAFxx00	644.50	K9YAFAF00000AFAM04AMAFxx20	872.50
	0.1 – 10.8	3/4	3/4	K9YBFBF00000BFBM04BMBFxx00	702.00	K9YBFBF00000BFBM04BMBFxx20	930.00
	0.1 – 10.8	1	1	K9YCFCF00000CFCM04CMCFxx00	913.50	K9YCFCF00000CFCM04CMCFxx20	1141.50
	3.0 – 50.0	1 High Flow Body	1	K9YCFCF00000CFCM04CM3Fxx00	1366.00	K9YCFCF00000CFCM04CM3Fxx20	1594.00
	3.0 – 50.0	1 1/4	1 1/4	K9YDFDF00000DFDM04DMDFxx00	1460.50	K9YDFDF00000DFDM04DMDFxx20	2029.50
	3.0 – 50.0	1 1/2	1 1/2	K9YEFEF00000EFEM04EMEFxx00	1781.00	K9YEFEF00000EFEM04EMEFxx20	2009.00
	3.0 – 50.0	2	2	K9YFFFF00000FFFM04FMFFxx00	2281.00	K9YFFFF00000FFFM04FMFFxx20	2509.00
78Y Fem x Fem w/ 2' connected hose, 78U Fem x Male Union w/ 2' connected hose, 76V Male Union x Fem Automatic valve with cartridge (need to choose cartridge)	0.1 – 10.8	1/2	1/2	K9YAFAF0A0EAEAFAM04AMAFxx00	882.50	K9YAFAF0A0EAEAFAM04AMAFxx20	1110.50
	0.1 – 10.8	3/4	3/4	K9YBFBF0B0EBEBFBM04BMBFxx00	1058.00	K9YBFBF0B0EBEBFBM04BMBFxx20	1286.00
	0.1 – 10.8	1	1	K9YCFCF0CECECFM04CMCFxx00	1471.50	K9YCFCF0CECECFM04CMCFxx20	1699.50
	3.0 – 50.0	1 High Flow Body	1	K9YCFCF0CECECFM04CM3Fxx00	1924.00	K9YCFCF0CECECFM04CM3Fxx20	2152.00
	3.0 – 50.0	1 1/4	1 1/4	K9YDFDF0DEDEDFDM04DMDFxx00	2468.50	K9YDFDF0DEDEDFDM04DMDFxx20	2696.50
	3.0 – 50.0	1 1/2	1 1/2	K9YEFEF0EEEEFEFEM04EMEFxx00	3130.00	K9YEFEF0EEEEFEFEM04EMEFxx20	3358.00
	3.0 – 50.0	2	2	K9YFFFF0FEFEFFFM04FMFFxx00	4661.00	K9YFFFF0FEFEFFFM04FMFFxx20	4889.00
78T Fem x Fem, 78U Fem x Male Union, 76V Male Union x Fem Automatic valve with cartridge (need to choose cartridge) and without hoses	0.1 – 10.8	1/2	1/2	K9TAFAF00000AFAM04AMAFxx00	592.50	K9TAFAF00000AFAM04AMAFxx20	820.50
	0.1 – 10.8	3/4	3/4	K9TBFBF00000BFBM04BMBFxx00	648.50	K9TBFBF00000BFBM04BMBFxx20	876.50
	0.1 – 10.8	1	1	K9TCFCF00000CFM04CMCFxx00	828.00	K9TCFCF00000CFM04CMCFxx20	1056.00
	3.0 – 50.0	1 High Flow Body	1	K9TCFCF00000CFM04CM3Fxx00	1280.50	K9TCFCF00000CFM04CM3Fxx20	1508.50
	3.0 – 50.0	1 1/4	1 1/4	K9TDFDF00000DFDM04DMDFxx00	1359.00	K9TDFDF00000DFDM04DMDFxx20	1587.00
	3.0 – 50.0	1 1/2	1 1/2	K9TEFEF00000EFEM04EMEFxx00	1620.50	K9TEFEF00000EFEM04EMEFxx20	1848.50
	3.0 – 50.0	2	2	K9TFFFF00000FFFM04FMFFxx00	2092.50	K9TFFFF00000FFFM04FMFFxx20	2320.50
78T Fem x Fem w/ 2' connected hose, 78U Fem x Male Union w/ 2' connected hose, 76V Male Union x Fem Automatic valve with cartridge (need to choose cartridge)	0.1 – 10.8	1/2	1/2	K9TAFAF0A0EAEAFAM04AMAFxx00	830.50	K9TAFAF0A0EAEAFAM04AMAFxx20	1058.50
	0.1 – 10.8	3/4	3/4	K9TBFBF0B0EBEBFBM04BMBFxx00	1004.50	K9TBFBF0B0EBEBFBM04BMBFxx20	1232.50
	0.1 – 10.8	1	1	K9TCFCF0CECECFM04CMCFxx00	1386.00	K9TCFCF0CECECFM04CMCFxx20	1614.00
	3.0 – 50.0	1 High Flow Body	1	K9TCFCF0CECECFM04CM3Fxx00	1838.50	K9TCFCF0CECECFM04CM3Fxx20	2066.50
	3.0 – 50.0	1 1/4	1 1/4	K9TDFDF0DEDEDFDM04DMDFxx00	2367.00	K9TDFDF0DEDEDFDM04DMDFxx20	2595.00
	3.0 – 50.0	1 1/2	1 1/2	K9TEFEF0EEEEFEFEM04EMEFxx00	2969.50	K9TEFEF0EEEEFEFEM04EMEFxx20	3197.50
	3.0 – 50.0	2	2	K9TFFFF0FEFEFFFM04FMFFxx00	4472.50	K9TFFFF0FEFEFFFM04FMFFxx20	4700.50

NOTE: Items listed in shaded areas are non-cancellable and non-returnable.

NOTE: Replace "xx" with applicable cartridge code for pressure range and flow setting as per Publication 08.34.

Hydronic Balancing Products

AUTOMATIC KOIL-KIT™ COIL PACK WITH SERIES 76V AUTOMATIC UNION INLET BALANCING VALVE WITH CARTRIDGES

Kit Description	Nominal Flow Range (Valve Cartridge GPM) Based on Manual Valve Size (Publication 08.16) or Auto Cartridge Flow rates (Publication 08.34)	Nominal Kit Size	Expected Control Valve Size (78U Outlet and Valve Size Inlet)	Without PT Port Extensions or Handle Extensions		With PT Ports and Handle Extensions	
				Reference Figure String Replace xx with applicable cartridge code for pressure range and flow setting as per Publication 08.34	Price Each	Reference Figure String Replace xx with applicable cartridge code for pressure range and flow setting as per Publication 08.34	Price Each
78T Sweat x Sweat, 78U Sweat x Male Union, 76V Male Union x Sweat Automatic valve with cartridge (need to choose cartridge) and without hoses	0.1 – 10.8	1/2	1/2	K9TASAS00000ASAM04AMASxx00	\$644.50	K9TASAS00000ASAM04AMASxx20	\$872.50
	0.1 – 10.8	3/4	3/4	K9TBSBS00000BSBM04BMBSxx00	687.00	K9TBSBS00000BSBM04BMBSxx20	915.00
	0.1 – 10.8	1	1	K9TCSCS00000CSCM04CMCSxx00	920.50	K9TCSCS00000CSCM04CMCSxx20	1148.50
	3.0 – 50.0	1 High Flow Body	1	K9TCSCS00000CSCM04CM3Sxx00	1296.00	K9TCSCS00000CSCM04CM3Sxx20	1524.00
	3.0 – 50.0	1 1/4	1 1/4	K9TDSDS00000DSDM04DMDSxx00	1363.00	K9TDSDS00000DSDM04DMDSxx20	1591.00
	3.0 – 50.0	1 1/2	1 1/2	K9TESES00000ESEM04EMESxx00	1669.00	K9TESES00000ESEM04EMESxx20	1897.00
	3.0 – 50.0	2	2	K9TFFS00000FSFM04FMFSxx00	2167.50	K9TFFS00000FSFM04FMFSxx20	2395.50

NOTE: Items listed in shaded areas are non-cancellable and non-returnable.

NOTE: Replace "xx" with applicable cartridge code for pressure range and flow setting as per Publication 08.34.

Hydronic Balancing Products

Series 79C

KOIL-KIT™ COIL PACK
Refer to publication 08.35

SERIES 79C KOIL-KIT™ COIL PACK

Nominal Size inches	Victaulic Part Code	List Price
2½	K02479C001	\$4372.50
3	K03079C001	5524.50
4	K04079C001	6806.00
6	K06079C001	13286.00

NOTE: Items listed in shaded areas are non-cancellable and non-returnable.

Series 79D

KOIL-KIT™ COIL PACK WITH STYLE 925 DRAIN/AIR VENT ASSEMBLY
Refer to publication 08.35



SERIES 79D KOIL-KIT™ COIL PACK WITH STYLE 925 DRAIN/AIR VENT ASSEMBLY

Nominal Size inches	Victaulic Part Code	List Price
2½	K02479D001	\$4537.00
3	K03079D001	5743.50
4	K04079D001	7083.00
6	K06079D001	13618.50

NOTE: Items listed in shaded areas are non-cancellable and non-returnable.

Series 79G

SERIES 79G KOIL-KIT™ COIL PACK WITH 76G AUTO VALVE
Refer to publication 08.35

SERIES 79G KOIL-KIT™ COIL PACK WITH 76G AUTO VALVE

Nominal Size inches	Victaulic Part Code *	List Price
2½	K02479G _ _ _	\$6223.00
3	K03079G _ _ _	6695.50
4	K04079G _ _ _	8985.00
6	K06079G _ _ _	16131.50

NOTE: Items listed in shaded areas are non-cancellable and non-returnable.

* For sizes 2 1/2" and 3", the last part code numbers are based on cartridge codes found in publication 08.34. Please contact Victaulic when configuring sizes 4" and 6. The 4" size takes two (2) cartridges and the 6" size takes four (4) cartridge for sizing flows. Customer needs to provide total flow rate when ordering.

Series 79H

SERIES 79H KOIL-KIT™ COIL PACK WITH 76G AUTO VALVE
Refer to publication 08.35

SERIES 79H KOIL-KIT™ COIL PACK WITH 76G AUTO VALVE AND WITH STYLE 925 DRAIN/AIR VENT ASSEMBLY

Nominal Size inches	Victaulic Part Code *	List Price
2½	K02479H _ _ _	\$6387.50
3	K03079H _ _ _	6914.50
4	K04079H _ _ _	9262.00
6	K06079H _ _ _	16464.00

NOTE: Items listed in shaded areas are non-cancellable and non-returnable.

* For sizes 2 1/2" and 3", the last part code numbers are based on cartridge codes found in publication 08.34. Please contact Victaulic when configuring sizes 4" and 6. The 4" size takes two (2) cartridges and the 6" size takes four (4) cartridge for sizing flows. Customer needs to provide total flow rate when ordering.

Style 925

DRAIN/AIR VENT ASSEMBLY
Refer to publication 08.35

STYLE 925 – DRAIN/AIR VENT ASSEMBLY

Size		Approx. Wgt. Ea.	Victaulic Part Code	Price Each
Nominal Size inches	Actual Outside Diameter inches	lb		
2½	2.875	6.1	K0249250E0	\$179.50
3	3.500	7.4	K0309250E0	235.50
4	4.500	7.5	K0409250E0	299.50
6	6.625	11.6	K0609250E0	333.50

NOTE: Items listed in shaded areas are non-cancellable and non-returnable.

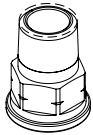
Hydronic Balancing Products

Victaulic® Optional Tailpieces

Refer to publication 08.30



Female Tailpiece Sweat Tailpiece



Male Tailpiece

OPTIONAL TAILPIECES

Nominal Size		Female Tailpiece		Sweat Tailpiece		Male Tailpiece	
inches		Victaulic Part Code	Price Each	Victaulic Part Code	Price Each	Victaulic Part Code	Price Each
1/2	x 1/2	P00478Y304	\$22.50	P00478Y504 *	\$15.00	P00478U404 *	\$39.50
3/4	x 1/2	P00678Y304 *	39.50	P00678Y504 *	22.50	P00678U404 *	53.00 ^{NR}
		P00678Y306	31.00	P00678Y506 *	24.00	P00678U406 *	57.50 ^{NR}
1	x 1/2	P00678Y304 *	39.50	P00678Y504 *	22.50	P00678U404 *	53.00 ^{NR}
		P00678Y306 *	31.00	P00678Y506 *	24.00	P00678U406 *	57.50 ^{NR}
		P00678Y310	72.00	P00678Y510 *	22.00	P00678U410 *	69.50
1 1/4	x 1/2	-	-	-	-	P01278U404 *	87.50
		P01278Y306 *	72.00	P01278Y506 *	50.50	P01278U406 *	92.50
		P01278Y310 *	72.00	P01278Y510 *	53.00	P01278U410 *	96.00 ^{NR}
		P01278Y312	59.00	P01278Y512 *	50.00	P01278U412 *	106.00 ^{NR}
1 1/2	x 1/2	-	-	-	-	P01278U404 *	87.50
		P01278Y306 *	72.00	P01278Y506 *	50.50	P01278U406 *	92.50
		P01278Y310 *	72.00	P01278Y510 *	53.00	P01278U410 *	96.00 ^{NR}
		P01278Y312 *	59.00	P01278Y512 *	50.00	P01278U412 *	106.00 ^{NR}
		P01278Y314	161.00	P01278Y514 *	50.00	P01278U414 *	119.50
2	x 1	-	-	-	-	P02078U410 *	130.00
		P02078Y312 *	128.50	P02078Y512 *	58.50	P02078U412 *	136.00
		P02078Y314 *	120.00	P02078Y514 *	60.00	P02078U414 *	139.00
		P02078Y320	120.00	P02078Y520 *	57.50	P02078U420 *	149.50

NOTE: Items listed in shaded areas are non-cancellable and non-returnable.

See Partcode Configuration Guide.

* If this tailpiece is being substituted for a factory-provided female tailpiece, a union collar is also needed.

^{NR} Non-returnable

Union Collar

Refer to publication 08.30



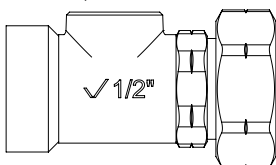
UNION COLLAR

Valve Size inches	Victaulic Part Code	Price Each
1/2	P00478Y204	\$27.50
3/4 - 1	P00678Y206	27.50
1 1/4 - 1 1/2	P01278Y212	66.50
2	P02078Y220	120.00

NOTE: Items listed in shaded areas are non-cancellable and non-returnable.

Bypass Tee

Refer to publication 08.30



BYPASS TEE

Valve Size inches	Victaulic Part Code	Price Each
1/2	P004799500	\$80.50
3/4	P006799500	111.50
1	P010799500	174.00
1 1/4	P012799500	469.50
1 1/2	P014799500	469.50
2	P020799500	666.50

NOTE: Items listed in shaded areas are non-cancellable and non-returnable.

Hydronic Balancing Products

Series 78Y

STRAINER/BALL VALVE COMBINATION

Refer to publication 08.30



SERIES 78Y

Nominal Size inches	Female x Female		Sweat x Sweat	
	Victaulic Part Code	Price Each	Victaulic Part Code	Price Each
1/2	V00478YBFF	\$275.50	V00478YBSS	\$275.50
3/4	V00678YBFF	286.50	V00678YBSS	286.50
1	V01078YBFF	447.00	V01078YBSS	447.00
1 1/4	V01278YBFF	516.50	V01278YBSS	516.50
1 1/2	V01478YBFF	803.00	V01478YBSS	803.00
2	V02078YBFF	943.00	V02078YBSS	943.00

NOTE: Items listed in shaded areas are non-cancellable and non-returnable.

Series 78T

BALL VALVE UNION COMBINATION

Refer to publication 08.30



SERIES 78T

Nominal Size inches	Female x Female		Sweat x Sweat	
	Victaulic Part Code	Price Each	Victaulic Part Code	Price Each
1/2	V00478TBFF	\$223.50	V00478TBSS	\$223.50
3/4	V00678TBFF	233.00	V00678TBSS	233.00
1	V01078TBFF	361.50	V01078TBSS	361.50
1 1/4	V01278TBFF	415.00	V01278TBSS	415.00
1 1/2	V01478TBFF	642.50	V01478TBSS	642.50
2	V02078TBFF	754.50	V02078TBSS	754.50

NOTE: Items listed in shaded areas are non-cancellable and non-returnable.

Series 78U

UNION PORT FITTING

Refer to publication 08.30



SERIES 78U

Nominal Size inches	Female x Male Union		Sweat x Male Union	
	Victaulic Part Code	Price Each	Victaulic Part Code	Price Each
1/2	V00478UUUFM	\$93.00	V00478UUUSM	\$93.00
3/4	V00678UUUFM	105.00	V00678UUUSM	105.00
1	V01078UUUFM	144.00	V01078UUUSM	144.00
1 1/4	V01278UUUFM	201.00	V01278UUUSM	201.00
1 1/2	V01478UUUFM	223.50	V01478UUUSM	223.50
2	V02078UUUFM	349.00	V02078UUUSM	349.00

NOTE: Items listed in shaded areas are non-cancellable and non-returnable.

Hydronic Balancing Products

Coil Hose

Refer to publication 08.30



COIL HOSE

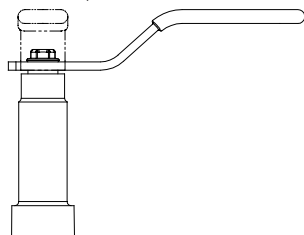
Size	Length	Male Thread/ Female NPT Swivel		Male Thread/ Male NPT Union		Male Thread/Sweat	
		Part Code	Price Each	Part Code	Price Each	Part Code	Price
1/2	12	FAR2799XEF	\$74.00	FAR2799XEM	\$83.50	FAR2799XES	\$74.00
	18	FAR9799XEF	80.50	FAR9799XEM	88.00	FAR9799XES	80.50
	24	FA40799XEF	86.50	FA40799XEM	93.00	FA40799XES	86.50
	36	FM29799XEF	105.00	FM29799XEM	105.00	FM29799XES	105.00
3/4	12	FA61799XEF	139.50	FA61799XEM	149.00	FA61799XES	139.50
	18	FA71799XEF	146.50	FA71799XEM	151.00	FA71799XES	146.50
	24	FV47799XEF	152.00	FV47799XEM	152.00	FV47799XES	152.00
	36	FA62799XEF	185.00	FA62799XEM	185.00	FA62799XES	185.00
1	12	FK27799XEF	246.00	FK27799XEM	223.50	FK27799XES	246.00
	18	FA96799XEF	249.00	FA96799XEM	238.50	FA96799XES	249.00
	24	FL01799XEF	253.00	FL01799XEM	253.00	FL01799XES	253.00
	36	FA87799XEF	302.00	FA87799XEM	302.00	FA87799XES	302.00
1 1/4	12	FB05799XEF	337.50	FB05799XEM	332.50	FB05799XES	337.50
	18	FB20799XEF	396.50	FB20799XEM	406.00	FB20799XES	396.50
	24	FN40799XEF	454.00	FN40799XEM	478.00	FN40799XES	454.00
	36	FJ96799XEF	485.00	FJ96799XEM	505.50	FJ96799XES	485.00
1 1/2	12	FB29799XEF	584.50	FB29799XEM	646.50	FB29799XES	584.50
	18	FB49799XEF	595.00	FB49799XEM	647.50	FB49799XES	595.00
	24	FJ86799XEF	605.50	FJ86799XEM	648.50	FJ86799XES	605.50
	36	FJ85799XEF	791.50	FJ85799XEM	807.00	FJ85799XES	791.50
2	12	FB60799XEF	1099.00	FB60799XEM	1139.50	FB60799XES	1099.00
	18	FAD7799XEF	1112.50	FAD7799XEM	1151.50	FAD7799XES	1112.50
	24	FK88799XEF	1126.50	FK88799XEM	1164.00	FK88799XES	1126.50
	36	FB83799XEF	1312.00	FB83799XEM	1331.00	FB83799XES	1312.00

NOTE: Items listed in shaded areas are non-cancellable and non-returnable.

Handle Extension

SERIES 78Y AND 78T

Refer to publication 08.30



HANDLE EXTENSION

Series	Nominal Size	2" Handle Extension		4" Handle Extension	
	inches	Victaulic Part Code	Price Each	Victaulic Part Code	Price Each
78Y	1/2 - 1	P00478Y2HL	\$61.00 ^{NR}	P00478Y4HL	\$94.50
	1 1/4 - 1 1/2	P01278Y2HL	81.00 ^{NR}	P01278Y4HL	118.00
	2	P02078Y2HL	94.50 ^{NR}	P02078Y4HL	118.00
78T	1/2 - 3/4	P00478Y2HL	61.00 ^{NR}	P00478Y4HL	94.50
	1 - 1 1/4	P01278Y2HL	81.00 ^{NR}	P01278Y4HL	118.00
	1 1/2 - 2	P02078Y2HL	94.50 ^{NR}	P02078Y4HL	118.00

NOTE: Items listed in shaded areas are non-cancellable and non-returnable.

^{NR} Non-returnable

Hydronic Balancing Products

Replacement O-Rings

Refer to publication 08.30

Nominal Size inches	Series 78Y, 78T 78U, 78K, 76K, 76V End Face O-Ring		Series 78Y Strainer O-Ring	
	Victaulic Part Code *	Price Each	Victaulic Part Code *	Price Each
1/2	P004799ORG	\$4.50	G00478YGSK	\$3.50
3/4 - 1	P006799ORG	4.50	G00678YGSK	3.50
1 1/4 - 1 1/2	P012799ORG	4.50	G01278YGSK	3.50
2	P020799ORG	4.50	G02078YGSK	3.50

NOTE: Items listed in shaded areas are non-cancellable and non-returnable.

* The part codes listed in this column represent one (1) O-ring. However, O-rings are only sold in multiples of ten (10) and must be ordered in multiples of ten (10).

Hose Adapter Replacement Parts

Refer to publication 08.30

Size inches	Male Adapter		Female Adapter		Sweat Adapter		O-Rings	
	Part Code	Price Each	Part Code	Price Each	Part Code	Price Each	Part Code *	Price Each
1/2	P004799MOR	\$30.00	P004799FOR	\$30.00	P004799SOR	\$30.00	K004799HOR	\$4.50 ^{NR}
3/4	P006799MOR	42.00	P006799FOR	42.00	P006799SOR	42.00	K006799HOR	4.50 ^{NR}
1	P010799MOR	98.00	P010799FOR	98.00	P010799SOR	98.00	K010799HOR	4.50 ^{NR}
1 1/4	P012799MOR	142.00	P012799FOR	142.00	P012799SOR	142.00	K012799HOR	4.50 ^{NR}
1 1/2	P014799MOR	202.50	P014799FOR	202.50	P014799SOR	202.50	K014799HOR	4.50 ^{NR}
2	P020799MOR	313.50	P020799FOR	313.50	P020799SOR	313.50	K020799HOR	4.50 ^{NR}

NOTE: Items listed in shaded areas are non-cancellable and non-returnable.

* The part codes listed in this column represent one (1) O-ring. However, O-rings are only sold in multiples of ten (10) and must be ordered in multiples of ten (10).

^{NR} Non-returnable

Hose End Drain Valve

FOR SERIES 78Y, 78T, AND 78U

Refer to publication 08.30

Nominal Size inches	Victaulic Part Code	Price Each
1/4 NPT	P00278YDRN	\$58.00
1/2 NPT	P00478YDRN	\$58.00

NOTE: Items listed in shaded areas are non-cancellable and non-returnable.

Able to be used on all sizes 1/2 - 2".

Probe Port

FOR SERIES 78Y, 78T, AND 78U

Refer to publication 08.30

Nominal Size inches	Victaulic Part Code	Price Each
1/4 NPT	P-002-78Y-PTP	+

NOTE: Items listed in shaded areas are non-cancellable and non-returnable.

Able to be used on all sizes 1/2 - 2".

+ Quoted on application. Contact Victaulic for pricing and availability.

Air Vent

FOR SERIES 78Y AND 78U

Refer to publication 08.30

Nominal Size inches	Victaulic Part Code	Price Each
1/4 NPT	P-002-78U-MAV	\$40.00

NOTE: Items listed in shaded areas are non-cancellable and non-returnable.

Able to be used on all sizes 1/2 - 2".

Hydronic Balancing Products

Automatic Air Vent

Refer to publication 08.30

Nominal Size inches	Victaulic Part Code	Price Each
1/4	P-002-78U-AAV	\$101.00

NOTE: Items listed in shaded areas are non-cancellable and non-returnable.

Able to be used on all sizes 1/2" – 2".

Port Extender

SERIES 78Y, 78T, AND 78U

Refer to publication 08.30



Nominal Size inches	Victaulic Part Code	Price Each
2	P01278Y2XT	\$39.50
4	P01278Y4XT	60.00

NOTE: Items listed in shaded areas are non-cancellable and non-returnable.

Able to be used on all sizes 1/2" – 2".

Hydronic Balancing Products

Differential Pressure Controllers

TA Series 793

STAP DIFFERENTIAL PRESSURE CONTROLLER – THREADED END

Refer to publication 08.29



TA SERIES 793 DIFFERENTIAL PRESSURE CONTROLLER – ½" – 1" – 1.45 – 8.70 PSI; 1¼" – 2" – 2.90 – 11.6 PSI) DIFFERENTIAL PRESSURE RANGE

Size		Approx. Wgt. Ea. lb	Series 793 (Threaded)			
Nominal Size inches	Actual Outside Diameter inches		Differential Pressure Range psi	Victaulic Part Number	IMI TA Code	Price Each
½	0.840	2.4	1.45 – 8.70	V004793CBV	52 266-015	\$855.00
¾	1.050	2.6	1.45 – 8.70	V006793CBV	52 266-020	868.00
1	1.315	2.9	1.45 – 8.70	V010793CBV	52 266-025	881.50
1¼	1.660	5.7	2.90 – 11.6	V012793CBV	52 266-032	1141.50
1½	1.900	6.4	2.90 – 11.6	V014793CBV	52 266-040	1319.00
2	2.375	7.7	2.90 – 11.6	V020793CBV	52 266-050	1568.00

NOTE: Capillary tubes included but not connected.

TA Series 794

STAP DIFFERENTIAL PRESSURE CONTROLLER – FLANGED END (CLASS 150, ASME/ANSI B16.42)

Refer to publication 08.29



TA SERIES 794 DIFFERENTIAL PRESSURE CONTROLLER – SPRING OPTION 1 (2.9 – 11.6 PSI) DIFFERENTIAL PRESSURE RANGE

Size		Approx. Wgt. Ea. lb	Series 794 (Flanged)			
Nominal Size inches	Actual Outside Diameter inches		Differential Pressure Range psi	Victaulic Part Number	IMI TA Code	Price Each
2½	2.875	46.3	2.9 – 11.6	V024794116	52 266-065	\$6326.00
3	3.500	52.9	2.9 – 11.6	V030794116	52 266-080	6672.00
4	4.500	72.8	2.9 – 11.6	V040794116	52 266-090	8953.00

TA SERIES 794 DIFFERENTIAL PRESSURE CONTROLLER – SPRING OPTION 2 (5.8 – 23.2) PSI DIFFERENTIAL PRESSURE RANGE

Size		Approx. Wgt. Ea. lb	Series 794 (Flanged)			
Nominal Size inches	Actual Outside Diameter inches		Differential Pressure Range psi	Victaulic Part Number	IMI TA Code	Price Each
2½	2.875	46.3	5.8 – 23.2	V024794223	52-266-165	\$6812.50
3	3.500	52.9	5.8 – 23.2	V030794223	52-266-180	7298.00
4	4.500	72.8	5.8 – 23.2	V040794223	52-266-190	9779.50

NOTE: Capillary tubes included and connected.

Hydronic Balancing Products

TA Series 782

TA BYPASS VALVE

Refer to publication 08.57



SERIES 782 – TA BYPASS VALVE

Nominal Size inches	Victaulic Part Code	IMI TA Code	List Price
1/2	V004782BPV	52-198-715	\$457.50
3/4	V006782BPV	52-198-720	573.50
1	V010782BPV	52-198-725	704.00
1 1/4	V012782BPV	52-198-732	894.00

NOTE: Items listed in shaded areas are non-cancellable and non-returnable.

TA Series 7PR

DIFFERENTIAL PRESSURE CONTROLLER

Refer to publication 08.46



TA SERIES 7PR DIFFERENTIAL PRESSURE CONTROLLER – 1 – 7 PSI; 4 – 21 PSI, OR 12 – 58 PSI DIFFERENTIAL PRESSURE RANGE

Size		Approx. Wgt. Ea.	TA Series 7PR			
Nominal Size inches	Actual Outside Diameter inches		Differential Pressure Range psi	Victaulic Part Number	IMI TA Code	Price Each
2 1/2	2.875	39.7	1 – 7	V0247PR007	23121 24 11065	\$9586.00
			4 – 21	V0247PR021	23121 24 21065	9586.00
			12 – 58	V0247PR058	23121 24 31065	9586.00
3	3.500	46.3	1 – 7	V0307PR007	23121 24 11080	10544.00
			4 – 21	V0307PR021	23121 24 21080	10544.00
			12 – 58	V0307PR058	23121 24 31080	10544.00
4	4.500	70.5	1 – 7	V0407PR007	23121 24 11100	13434.50
			4 – 21	V0407PR021	23121 24 21100	13434.50
			12 – 58	V0407PR058	23121 24 31100	13434.50
5	5.563	92.6	1 – 7	V0507PR007	23121 24 11125	19252.50
			4 – 21	V0507PR021	23121 24 21125	19252.50
			12 – 58	V0507PR058	23121 24 31125	19252.50
6	6.625	123.5	1 – 7	V0607PR007	23121 24 11150	26361.00
			4 – 21	V0607PR021	23121 24 21150	26361.00
			12 – 58	V0607PR058	23121 24 31150	26361.00
8	8.625	183.0	1 – 7	V0807PR007	23121 24 11200	42231.00
			4 – 21	V0807PR021	23121 24 21200	42231.00
			12 – 58	V0807PR058	23121 24 31200	42086.50

NOTE: Items listed in shaded areas are non-cancellable and non-returnable.

Hydronic Balancing Products

TA Series 7DA

COMPACT DIFFERENTIAL PRESSURE CONTROLLER

Refer to publication 08.47



TA SERIES 7DA COMPACT DIFFERENTIAL PRESSURE CONTROLLER

Nominal Size inches	Approx. Wgt. Ea. lb	Pressure Range psi	Pressure Range kPA	Victaulic Part Number	Price Each
½ Female	4.2	.73 – 4.35	5 – 30	V0047DAF03	\$2962.00
		1.45 – 8.70	10 – 60	V0047DAF06	2962.00
		1.45 – 14.5	10 – 100	V0047DAF10	2962.00
		8.7 21.76	60 – 150	V0047DAF15	2962.00
¾ Female	4.6	.73 – 4.35	5 – 30	V0067DAF03	3112.50
		1.45 – 8.70	10 – 60	V0067DAF06	3112.50
		1.45 – 14.5	10 – 100	V0067DAF10	3112.50
		8.7 – 21.76	60 – 150	V0067DAF15	3112.50
1 Female	7.5	.73 – 4.35	5 – 30	V0107DAF03	3289.00
		1.45 – 8.70	10 – 60	V0107DAF06	3289.00
		1.45 – 14.5	10 – 100	V0107DAF10	3289.00
		8.7 21.76	60 – 150	V0107DAF15	3289.00
1¼ Female	7.9	.73 – 4.35	5 – 30	V0127DAF03	3293.50
		1.45 – 8.70	10 – 60	V0127DAF06	3293.50
		1.45 – 14.5	10 – 100	V0127DAF10	3293.50
		8.7 21.76	60 – 150	V0127DAF15	3293.50
1½ Female	15.4	.73 – 4.35	5 – 30	V0147DAF03	4322.50
		1.45 – 8.70	10 – 60	V0147DAF06	4322.50
		1.45 – 14.5	10 – 100	V0147DAF10	4322.50
		8.7 – 21.76	60 – 150	V0147DAF15	4322.50
2 Female	16.3	.73 – 4.35	5 – 30	V0207DAF03	4808.50
		1.45 – 8.70	10 – 60	V0207DAF06	4808.50
		1.45 – 14.5	10 – 100	V0207DAF10	4808.50
		8.7 – 21.76	60 – 150	V0207DAF15	4808.50

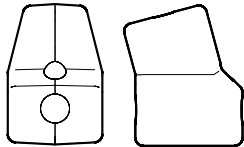
Female NPT ends both sides
 With .25" tubing
 With .25" to G ¼" body adapter
 With .25" tubing adapter to G ¼" thread nipple
 With transition nipple (G ¼" to drain kit connector)

NOTE: Items listed in shaded areas are non-cancellable and non-returnable.

TA Series 793

INSULATION KITS

Refer to publication 08.29




TA SERIES 793 – INSULATION KITS

Size Nominal Size inches	TA Series 793 Insulation Kit		
	Victaulic Part Number	IMI TA Code	Price Each
½ – 1	P006793INS	52 265-225	\$219.50
1¼ – 2	P012793INS	52 265-250	258.50

NOTE: Items listed in shaded areas are non-cancellable and non-returnable.

Hydronic Balancing Products

TA Series 793 Differential Pressure Control Valve & TA Series 787H Balancing Valve with Drain Kit



PRESSURE REDUCING KIT

Refer to publication 08.29 (TA Series 793) or publication 08.16 (TA Series 787H)


TA SERIES 793 DIFFERENTIAL PRESSURE CONTROL VALVE & TA SERIES 787H BALANCING VALVE WITH DRAIN KIT

Nominal Size inches	Victaulic Part Code	List Price
1/2	K004793CBV	\$1149.00
3/4	K006793CBV	1177.50
1	K010793CBV	1255.00
1 1/4	K012793CBV	1647.50
1 1/2	K014793CBV	1884.50
2	K020793CBV	2351.50

NOTE: Items listed in shaded areas are non-cancellable and non-returnable.

Hydronic Balancing Products

TA Series 7DA Compact
Differential Pressure Valve &
TA Series 787H Balancing
Valve with Drain Kit



PRESSURE REDUCING KIT

Refer to publication 08.47 (TA Series 7DA) or
publication 08.16 (TA Series 787H)

TA SERIES 7DA COMPACT DIFFERENTIAL PRESSURE VALVE & TA SERIES 787H BALANCING VALVE WITH DRAIN KIT

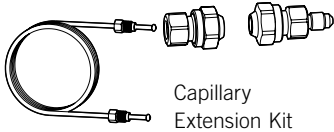
Nominal Size inches	Pressure Range psi	Pressure Range kPa	Victaulic Part Code	List Price
1/2	.73 – 4.35	5 – 30	K0047DAF03	\$3256.00
	1.45 – 8.70	10 – 60	K0047DAF06	3256.00
	1.45 – 14.5	10 – 100	K0047DAF10	3256.00
	8.7 21.76	60 – 150	K0047DAF15	3256.00
3/4	.73 – 4.35	5 – 30	K0067DAF03	3422.50
	1.45 – 8.70	10 – 60	K0067DAF06	3422.50
	1.45 – 14.5	10 – 100	K0067DAF10	3422.50
	8.7 – 21.76	60 – 150	K0067DAF15	3422.50
1	.73 – 4.35	5 – 30	K0107DAF03	3660.00
	1.45 – 8.70	10 – 60	K0107DAF06	3660.00
	1.45 – 14.5	10 – 100	K0107DAF10	3660.00
	8.7 21.76	60 – 150	K0107DAF15	3660.00
1 1/4	.73 – 4.35	5 – 30	K0127DAF03	3801.00
	1.45 – 8.70	10 – 60	K0127DAF06	3801.00
	1.45 – 14.5	10 – 100	K0127DAF10	3801.00
	8.7 21.76	60 – 150	K0127DAF15	3801.00
1 1/2	.73 – 4.35	5 – 30	K0147DAF03	4889.00
	1.45 – 8.70	10 – 60	K0147DAF06	4889.00
	1.45 – 14.5	10 – 100	K0147DAF10	4889.00
	8.7 – 21.76	60 – 150	K0147DAF15	4889.00
2	.73 – 4.35	5 – 30	K0207DAF03	5593.00
	1.45 – 8.70	10 – 60	K0207DAF06	5593.00
	1.45 – 14.5	10 – 100	K0207DAF10	5593.00
	8.7 – 21.76	60 – 150	K0207DAF15	5593.00

NOTE: Items listed in shaded areas are non-cancellable and non-returnable.

Hydronic Balancing Products

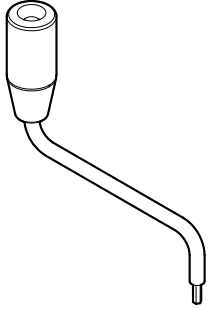
Accessories

Refer to publication 08.29

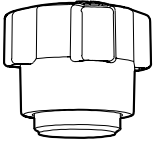


Capillary
Extension Kit

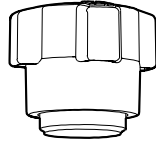
Capillary Tube



Setting Tool



TA Series 793
Plastic
Handwheel
1/2 - 1"



TA Series 794
Plastic
Handwheel
1 1/4 - 2"

DIFFERENTIAL PRESSURE CONTROLLER ACCESSORIES

Nominal Size inches	Description	Victaulic Part Code	IMI TA Code	List Price
Capillary Tube and Extension Kit				
-	Capillary Tube	P000793001	-	\$202.00
-	Capillary Extension Kit	K002793001	-	620.00
Setting Tool				
3	TA Series 793	P004793KEY	52-265-305	\$1719.00
5	TA Series 794	P030794KEY	52-265-304	1459.50
Handwheels				
1/2 - 1	TA Series 793	P004793HDW	-	\$494.00
1 1/4 - 2	TA Series 794	P012793HDW	-	393.50

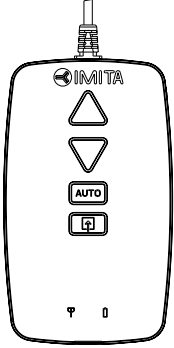
NOTE: Items listed in shaded areas are non-cancellable and non-returnable.

Hydronic Balancing Products

Instruments

Dongle for Slider Actuators 7CP and 7MP

Refer to publication 08.16



DONGLE FOR SLIDER ACTUATORS 7CP AND 7MP

Victaulic Part Code	List Price
P0007MPDON	\$764.50

NOTE: Items listed in shaded areas are non-cancellable and non-returnable.

TA Series 736

TA LINK DIFFERENTIAL PRESSURE SENSOR

Refer to publication 08.16



TA SERIES 736 – TA LINK DIFFERENTIAL PRESSURE SENSOR

Range psi	Victaulic Part Code	IMI TA Code	List Price
0 – 6	V000736000	52-010-004	\$8313.00
0 – 15	V000736001	52-010-010	8313.00

NOTE: Items listed in shaded areas are non-cancellable and non-returnable.

NOTE: For measuring probe, see spare parts in the Manual Balancing Valves section.

Universal Gauge Meter Conversion Kit

UNIVERSAL GAUGE METER CONVERSION KIT †

Victaulic Part Code	IMI TA Code	List Price
K000738100	30-763-562	\$1111.50 ^{NR}

† The kit includes 2 probes, necessary fittings, flow wheel and instruction sheet.

^{NR} **Non-returnable**

Hydronic Balancing Products

TA Series 734

SCOPE BALANCING INSTRUMENT

Refer to publication 08.16



TA Series 734 SCOPE KIT



TA Series 734 SCOPE Premium KIT

SCOPE BALANCING INSTRUMENT

Description	Victaulic Part Code	IMI TA Code	List Price
TA-SCOPE Premium KIT	V000734000	52-199-014	\$38289.50
TA-SCOPE HP Premium KIT	V000734001	52-199-114	+
TA-SCOPE KIT	V000734002	52-199-214	15489.00
TA-SCOPE HP KIT	V000734003	52-199-314	+

+ Quoted on application. Contact Victaulic for pricing and availability.

NOTE: Items listed in shaded areas are non-cancellable and non-returnable.

Hydronic Balancing Products

Additional Equipment



DP SENSOR UNIT (DPS-VISIO)

Description	Version	Pressure Range psi	Victaulic Part Code	IMI TA Code	List Price
DP Sensor Unit (DpS-Visio)	Standard	0 – 72.5	P000DPS001	52-199-971	\$7439.50
	High Pressure (HP)	0 – 145.0	P000DPS002	52-199-972	8837.00

NOTE: Items listed in shaded areas are non-cancellable and non-returnable.



MEASURING HOSE (FOR USE WITH SPP AND SPTP)

Description	Length inches	Color	Victaulic Part Code	IMI TA Code	List Price
Measuring Hose (For use with SPP and SPTP)	20	Red	P000734007	52-199-953	\$902.00
		Blue	P000734008	52-199-954	902.00

NOTE: Items listed in shaded areas are non-cancellable and non-returnable.



MEASURING HOSE WITH TWIN NEEDLE

Description	Length inches	Victaulic Part Code	IMI TA Code	List Price
Measuring Hose with Twin Needle	6	P000734013	52 199-999	\$700.00

NOTE: Items listed in shaded areas are non-cancellable and non-returnable.



SAFETY PRESSURE PROBE, SAFETY PRESSURE AND TEMPERATURE PROBE AND DIGITAL TEMPERATURE SENSOR

Description	Victaulic Part Code	IMI TA Code	List Price
Safety Pressure Probe (SPP) (For use with Measuring Hoses and Extended Hoses)	P000734005	52-199-951	\$1505.50
Safety Pressure and Temperature Probe (SPTP) (For use with Measuring Hoses and Extended Hoses)	P000734004	52-199-952	3601.00
Digital Temperature Sensor (DTS)	P000734006	52-199-941	+

+ Quoted on application. Contact Victaulic for pricing and availability.

NOTE: Items listed in shaded areas are non-cancellable and non-returnable.

Hydronic Balancing Products

Additional Accessories



MEASURING HOSE WITH SHUT-OFF VALVE

Description	Length feet	Color	Victaulic Part Code	IMI TA Code	List Price
Measuring Hose with Shut-Off Valve	9.8	Red	P000734001	52-199-997	\$3205.50
		Blue	P000734002	52-199-998	3205.50

NOTE: Items listed in shaded areas are non-cancellable and non-returnable.



MEASURING HOSE WITH MEASURING NEEDLE

Description	Length inches	Color	Victaulic Part Code	IMI TA Code	List Price
Measuring Hose with Measuring Needle (Angle) (Hose and needle can't be disconnected)	20	Red	P000734010	311-074-61	\$893.50
		Blue	P000734011	311-074-60	893.50

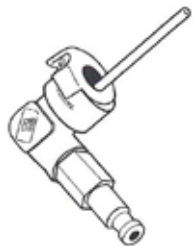
NOTE: Items listed in shaded areas are non-cancellable and non-returnable.



MEASURING NIPPLE

Description	Length inches	Victaulic Part Code	IMI TA Code	List Price
Measuring Nipple (Extension: 0.24 in; Can be installed without draining the system)	2.36	K000740012	52-179-006	\$181.00

NOTE: Items listed in shaded areas are non-cancellable and non-returnable.



MEASURING NEEDLE

Description	Victaulic Part Code	IMI TA Code	List Price
Measuring Needle (Angle)	P000738100	307-635-62	\$392.00

NOTE: Items listed in shaded areas are non-cancellable and non-returnable.



CHUCKS

Description	Color	Victaulic Part Code	IMI TA Code	List Price
Chucks (For older valves and TA-BVS)	Red	P000734015	309-748-60	\$284.00
	Blue	P000734016	309-748-61	284.00

NOTE: Items listed in shaded areas are non-cancellable and non-returnable.



FILTER

Description	Victaulic Part Code	IMI TA Code	List Price
Filter (Spare part to measuring hoses)	P000734012	309-206-01	+
	P000734020	311-062-62	+

+ Quoted on application. Contact Victaulic for pricing and availability.

NOTE: Items listed in shaded areas are non-cancellable and non-returnable.

Hydronic Balancing Products



DC CABLE

Description	For Device	Victaulic Part Code	IMI TA Code	List Price
DC Cable (To connect a device to the multi-charger)	DpS-Visio	P000734PVC	311-040-01	+

+ Quoted on application. Contact Victaulic for pricing and availability.

NOTE: Items listed in shaded areas are non-cancellable and non-returnable.

Plain End Couplings and Fittings



Products for Plain End IPS Steel Pipe

Products for Plain End IPS Steel Pipe

Roust-A-Bout Coupling

STYLE 99

Refer to publication 14.02



STYLE 99 – GRADE “E” OR “T” GASKET

PIPE inches		Approx. Wgt. Ea. lb	COUPLING COMPLETE † With Grade “E” or “T” Gasket		Plated Bolt & Nut Size inches
Nominal Size	Outside Diameter		Price Each		
			Painted	Galv.	
1	1.315	1.7	\$407.50	\$524.50	3/8 x 2
1½	1.900	3.6	407.50	524.50	1/2 x 2½
2	2.375	5.3	407.50	524.50	5/8 x 3¼
2½	2.875	5.7	407.50	524.50	5/8 x 3¼
3	3.500	8.7	593.50	774.00	3/4 x 4¼
3½	4.000	10.6	686.00	906.00	3/4 x 4¼
4	4.500	12.8	686.00	907.50	3/4 x 4¼
5	5.563	17.3	970.00	1291.00	7/8 x 5
6	6.625	23.2	1185.50	1605.50	1 x 6
8	8.625	37.2	2087.00	2789.50	7/8 x 5
10	10.750	48.2	2707.50	3633.00	7/8 x 5
12	12.750	60.0	3397.00	4683.00	1 x 6½
14	14.000	89.0	4661.50	6049.50	1 x 6½
16	16.000	105.0	6374.50	8136.50	1 x 6½
18	18.000	122.4	8504.00	11034.50	1 x 6½

NOTE: Items listed in shaded areas are non-cancellable and non-returnable.

† Surcharge for couplings supplied without gasket. Contact Victaulic for pricing.

Gaskets for Style 99 Couplings

Nominal Size inches	Standard Gaskets			
	Standard Grade “E” or “T”	Grade “L” Silicone	Grade “A” White Nitrile	Grade “O” Fluoroelastomer
1 *	\$82.50 NR	\$276.00	\$248.00	–
1½ *	92.50 NR	410.00	319.50	\$915.50 NR
2	112.50 NR	569.00	729.50	1072.00
2½	120.00 NR	666.00	732.00	2072.50
3	130.50 NR	904.50	2309.00	1605.00
3½	186.50	+	+	+
4	186.50 NR	1379.50	3067.50	1690.00
5	219.00 NR	2007.00	3235.50	3617.00
6	267.00 NR	2707.50	3326.00	4989.50
8	345.50	2612.50	+	6902.50
10	440.00 NR	4047.50	+	+
12	535.00 NR	4235.00	+	7528.50
14	810.00 NR	–	–	–
16	958.50 NR	–	–	–
18	1526.00 NR	–	–	–

NOTE: Items listed in shaded areas are non-cancellable and non-returnable.

+ Quoted on application. Contact Victaulic for pricing and availability.

* Style 77 gasket.

NR **Non-returnable**

Products for Plain End IPS Steel Pipe

Plated Trackhead Bolts and Nuts



PLATED TRACKHEAD BOLTS AND NUTS

Bolt and Nut Size inches		Price Each
$\frac{3}{8}$	x 2	\$43.00 ^{NR}
$\frac{1}{2}$	x $2\frac{1}{2}$	48.50 ^{NR}
	$2\frac{3}{4}$	48.50 ^{NR}
	3	48.50
	$3\frac{1}{4}$	48.50
$\frac{5}{8}$	x $2\frac{3}{4}$	53.00
	$3\frac{1}{4}$	53.00 ^{NR}
	$3\frac{1}{2}$	56.00 ^{NR}
	4	70.00
$\frac{3}{4}$	x $4\frac{1}{4}$	62.50 ^{NR}
	5	81.00 ^{NR}
$\frac{7}{8}$	x 5	106.00 ^{NR}
	$5\frac{1}{2}$	112.50 ^{NR}
	$6\frac{1}{2}$	130.50 ^{NR}

Bolt and Nut Size inches		Price Each
1	x $3\frac{1}{2}$	\$113.50 ^{NR}
	5	107.00
	$5\frac{1}{2}$	130.50 ^{NR}
	6	130.50 ^{NR}
	$6\frac{1}{2}$	138.00 ^{NR}
$1\frac{1}{8}$	x 4	174.00 ^{NR}
	$5\frac{1}{2}$	174.00 ^{NR}
$1\frac{1}{4}$	x $3\frac{1}{2}$	501.00
	$5\frac{1}{2}$	501.00
$1\frac{3}{8}$	x $5\frac{3}{4}$	580.00
$1\frac{1}{2}$	x $4\frac{1}{2}$	552.50
	$5\frac{3}{4}$	622.50
$1\frac{3}{4}$	x 6	1084.50
$1\frac{7}{8}$	x 6	1435.50

NOTE: Items listed in shaded areas are non-cancellable and non-returnable.

^{NR} Non-returnable

Adapter Nipples

Refer to publication 14.04



No. 40-P



No. 42-P



No. 43-P

ADAPTER NIPPLES – PLAIN TO THREADED, PLAIN TO BEVELED, OR PLAIN TO GROOVED

PIPE inches		No. 40-P Plain to Threaded Steel No. 42-P Plain to Beveled Steel No. 43-P Plain to Grooved Steel	
Size	End to End	Approx. Wgt. Each lb	Price Each
			Black
1	3	0.9	\$92.50
$1\frac{1}{2}$	4	0.9	120.00
2	4	1.2	120.00
$2\frac{1}{2}$	4	1.9	+
3	4	2.5	166.50
4	6	5.4	269.00
6	6	9.5	702.00

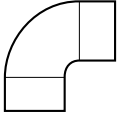
NOTE: Items listed in shaded areas are non-cancellable and non-returnable.

+ Quoted on application. Contact Victaulic for pricing and availability.

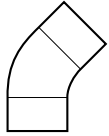
Products for Plain End IPS Steel Pipe

Plain End Fittings

Refer to publication 14.04



No. 10-P



No. 11-P



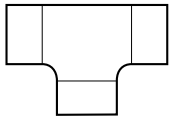
PLAIN END FITTINGS – 90° ELBOW OR 45° ELBOW

Nominal Size	90° Elbow No. 10-P			45° Elbow No. 11-P		
	Approx. Weight Each lb	Price Each		Approx. Weight Each lb	Price Each	
		Painted	Galv.		Painted	Galv.
1	0.6	\$672.00	\$744.00	0.6	\$404.00	\$462.50
1½	1.4 (sw)	793.00	869.50	1.0 (sw)	598.00	717.00
2	2.9 (sw)	1181.00	1300.00	1.4 (sw)	1249.50	1536.50
2½	3.9 (sw)	1380.00	1532.50	2.3 (sw)	1249.50	1536.50
3	6.2 (sw)	1432.50	1602.50	4.3 (sw)	1432.50	1613.00
3½	7.0 (sw)	+	+	5.5 (sw)	+	+
4	9.9 (sw)	1621.50	1783.50	7.0 (sw)	1493.50	1651.00
5	20.4	1862.50	3730.50	18.0 (sw)	1862.50	2192.50
6	20.4	2353.50	2863.00	11.9	2133.00	2503.50
8	42.0 (sw)	4415.50	4990.50	28.5 (sw)	2498.50	3529.50
10	50.0 (sw)	5619.50	6288.50	41.0 (sw)	2583.00	3226.00
12	156.0 (sw)	6252.50	9619.00	57.8 (sw)	4665.00	5491.50

NOTE: Items listed in shaded areas are non-cancellable and non-returnable.

+ Quoted on application. Contact Victaulic for pricing and availability.

(sw) Victaulic fittings are made of ductile iron, except those marked (sw) segmentally welded steel.



No. 20-P



No. 61-P



PLAIN END FITTINGS – TEE OR BULL PLUG

Nominal Size	Tee No. 20-P			Bull Plug No. 61-P	
	Approx. Weight Each lb	Price Each		Approx. Weight Each lb	Price Each
		Painted	Galv.		Electroplated
1	1.0 (sw)	\$749.00	\$882.00	0.7	+
1½	1.7 (sw)	964.50	1107.50	1.2	\$676.50
2	3.0 (sw)	964.50	1080.50	2.0	676.50
2½	6.8 (sw)	1256.50	1420.50	3.0	676.50
3	9.0 (sw)	1925.50	2199.00	4.5	985.00
3½	12.5 (sw)	+	+	6.0	+
4	11.9	2756.00	3444.50	7.5	1268.50
5	17.1 (sw)	3767.50	+	11.5	2228.50
6	29.5	3279.50	3764.00	17.0	2969.50
8	71.5 (sw)	4724.50	+	29.0	5570.50
10	116.0 (sw)	+	+	48.0	+
12	120.0 (sw)	8654.00	+	60.0	14947.00

NOTE: Items listed in shaded areas are non-cancellable and non-returnable.

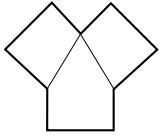
+ Quoted on application. Contact Victaulic for pricing and availability.

(sw) Victaulic fittings are made of ductile iron, except those marked (sw) segmentally welded steel.

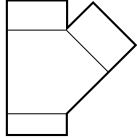
Products for Plain End IPS Steel Pipe

Plain End Fittings

Refer to publication 14.04



No. 33-P



No. 30-P



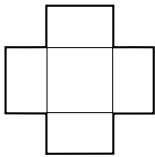
PLAIN END FITTINGS – WYE OR LATERAL

Nominal Size	Wye No. 33-P			Lateral No. 30-P		
	Approx. Weight Each lb	Price Each		Approx. Weight Each lb	Price Each	
		Painted	Galv.		Painted	Galv.
1	1.1	+	+	3.5	+	+
1½	1.8	+	+	3.5	\$1139.00	\$1337.00
2	2.9	+	+	5.1	1300.00	1578.00
2½	9.0	+	+	9.3	1495.50	1757.50
3	8.5	+	+	12.8	1773.50	2085.50
3½	10.0	+	+	20.0	+	+
4	14.0	+	+	19.0	2441.50	2733.00
5	21.6	+	+	30.0	4137.00	4912.00
6	31.2	+	+	43.3	4268.00	5178.00
8	36.0	+	+	92.0	7159.00	8428.50
10	52.0	+	+	106.0	7158.00	12514.50
12	81.2	+	+	167.0	13154.00	16915.00

NOTE: Items listed in shaded areas are non-cancellable and non-returnable.

+ Quoted on application. Contact Victaulic for pricing and availability.

Reducing Tees, True Ys, Crosses and Laterals are segmentally welded steel.



No. 35-P



PLAIN END FITTINGS – CROSS

Nominal Size	Cross No. 35-P		
	Approx. Weight Each lb	Price Each	
		Painted	Galv.
1	1.7	+	+
1½	3.5	+	+
2	5.2	+	+
2½	5.4	+	+
3	8.5	+	+
3½	9.0	+	+
4	10.8	+	+
5	20.0	+	+
6	30.0	+	+
8	66.4	+	+
10	103.0	+	+
12	158.0	+	+

NOTE: Items listed in shaded areas are non-cancellable and non-returnable.

+ Quoted on application. Contact Victaulic for pricing and availability.

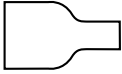
Reducing Tees, True Ys, Crosses and Laterals are segmentally welded steel.

Products for Plain End IPS Steel Pipe

Swaged Nipples

NO. 53-P

Refer to publication 14.04



No. 53-P

NO. 53-P – SWAGED NIPPLES *

Nominal Size inches			Approx. Wgt. Each lb	Price Each Electroplated
1½	x	1	1.2	+
2	x	1	2.0	+
		1½	2.0	+
2½	x	1	3.0	+
		1½	3.0	+
		2	3.0	+
3	x	1	4.5	+
		1½	4.5	+
		2	4.5	+
		2½	4.5	+
3½	x	3	6.8	+
4	x	1	7.5	+
		1½	7.5	+
		2	7.5	+
		2½	7.5	+
		3	7.5	+
5	x	3½	7.5	+
		4	11.5	+
5	x	2	11.5	+
		3	11.5	+
		4	11.5	+

Nominal Size inches			Approx. Wgt. Each lb	Price Each Electroplated
6	x	1	17.0	+
		1½	16.0	+
		2	16.0	+
		2½	17.0	+
		3	17.0	+
		3½	17.0	+
6	x	4	17.0	+
		5	17.5	+
		8	29.0	+
8	x	3	29.0	+
		4	29.0	+
		5	29.0	+
10	x	6	29.0	+
		3	1.2	+
		4	2.0	+
		6	2.0	+
12	x	8	3.0	+
		6	3.0	+
		8	3.0	+
12	x	10	4.5	+

NOTE: Items listed in shaded areas are non-cancellable and non-returnable.

+ Quoted on application. Contact Victaulic for pricing and availability.

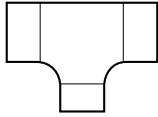
* Galvanized and other sizes available - quoted on application.

Products for Plain End IPS Steel Pipe

Reducing Tees

NO. 25-P

Refer to publication 14.04



No. 25-P



NO. 25-P – REDUCING TEE

Nominal Size				Approx. Wgt. Each lb	Reducing Tee No. 25-P		
					Price Each		
inches Run x Branch					Painted	Galv.	
1½	x	1½	x	1	2.2	+	+
2	x	2	x	1	2.9	+	+
				1½	3.1	+	+
3	x	3	x	1	6.7	+	+
				1½	6.9	\$826.00	\$1014.00
				2	7.1	+	1915.50
4	x	4	x	1	10.9	+	+
				1½	11.1	+	+
				2	11.3	1194.50	+
				2½	11.6	1227.50	+
6	x	6	x	2	24.7	+	+
				3	25.4	2087.00	+
				4	26.2	+	2683.50
8	x	8	x	2	42.0	+	+
				3	44.0	+	+
				4	46.0	+	+
				5	48.0	+	+
				6	50.0	2778.50	+
10	x	10	x	4	74.0	+	+
				6	78.0	+	+
				8	86.0	+	+
12	x	12	x	6	112.0	+	+
				8	118.0	+	+
				10	130.0	+	+

NOTE: Items listed in shaded areas are non-cancellable and non-returnable.

+ Quoted on application. Contact Victaulic for pricing and availability.

Reducing Tees, True Ys, Crosses and Laterals are segmentally welded steel.

QuickVic™ SD Installation-Ready™ System

QuickVic™ SD Installation-Ready™ System

Installation-Ready™ Coupling

STYLE P07

Refer to publication 34.01



STYLE P07 INSTALLATION-READY™ COUPLING – GRADE “EHP” OR “T” GASKET

PIPE		Approx. Wgt. Ea.	COUPLING COMPLETE † With Grade “EHP” or “T” Gasket	
inches			Price Each	
Nom. Size	Outside Dia.	lb	Painted	DIFF ZN*
1/2	0.840	1.2	\$19.00	\$22.50
3/4	1.050	1.3	21.50	25.50
1	1.315	1.4	24.00	28.50
1 1/4	1.660	1.6	31.00	36.00
1 1/2	1.900	2.5	54.50	64.50
2	2.375	3.1	67.00	80.50

† Surcharge for couplings supplied without gasket. Contact Victaulic for pricing.

*DIFF ZN = Thermally diffused zinc-based coating

NOTE: Items listed in shaded areas are non-cancellable and non-returnable.

Installation-Ready™ Slip Coupling

STYLE P08

Refer to publication 34.01



STYLE P08 INSTALLATION-READY™ SLIP COUPLING – GRADE “EHP” OR “T” GASKET

PIPE		Approx. Wgt. Ea.	COUPLING COMPLETE † With Grade “EHP” or “T” Gasket	
inches			Price Each	
Nom. Size	Outside Dia.	lb	Painted	DIFF ZN*
1/2	0.840	1.1	\$21.50	\$25.50
3/4	1.050	1.2	25.50	31.00
1	1.315	1.4	27.50	33.00
1 1/4	1.660	1.6	33.00	40.00
1 1/2	1.900	2.4	58.00	69.50
2	2.375	3.0	76.00	91.50

† Surcharge for couplings supplied without gasket. Contact Victaulic for pricing.

*DIFF ZN = Thermally diffused zinc-based coating

NOTE: Items listed in shaded areas are non-cancellable and non-returnable.

Installation-Ready™ Reducing Coupling

STYLE P50

Refer to publication 34.01



STYLE P50 INSTALLATION-READY™ REDUCING COUPLING – GRADE “EHP” OR “T” GASKET

PIPE		Approx. Wgt. Ea.	COUPLING COMPLETE † With Grade “EHP” or “T” Gasket	
inches			Price Each	
Nom. Size		lb	Painted	DIFF ZN*
3/4	x 1/2	1.7	\$34.50	\$42.00
1	x 3/4	1.9	43.50	53.00
1 1/4	x 3/4	2.6	56.50	67.00
	x 1	2.3	60.00	71.50
1 1/2	x 3/4	3.1	73.50	87.50
	x 1	3.0	76.50	92.50
	x 1 1/4	3.0	79.00	94.50
2	x 1	3.8	105.50	125.50
	x 1 1/4	3.8	105.00	127.50
	x 1 1/2	4.1	109.50	130.50

† Surcharge for couplings supplied without gasket. Contact Victaulic for pricing.

*DIFF ZN = Thermally diffused zinc-based coating

NOTE: Items listed in shaded areas are non-cancellable and non-returnable.

QuickVic™ SD Installation-Ready™ System

Installation-Ready™ 90° Elbow

NO. P10

Refer to publication 34.01



NO. P10 INSTALLATION-READY™ 90° ELBOW – GRADE “EHP” OR “T” GASKET

PIPE		Approx. Wgt. Ea.	FITTING COMPLETE † With Grade “EHP” or “T” Gasket	
inches			Price Each	
Nom. Size	Outside Dia.	lb	Painted	DIFF ZN*
1/2	0.840	1.8	\$22.50	\$27.50
3/4	1.050	2.1	25.50	31.00
1	1.315	2.4	32.50	38.50
1 1/4	1.660	2.8	55.00	65.50
1 1/2	1.900	3.4	81.00	97.00
2	2.375	5.8	116.50	139.00

† Surcharge for fittings supplied without gasket. Contact Victaulic for pricing.

*DIFF ZN = Thermally diffused zinc-based coating

NOTE: Items listed in shaded areas are non-cancellable and non-returnable.

Installation-Ready™ 45° Elbow

NO. P11

Refer to publication 34.01



NO. P11 INSTALLATION-READY™ 45° ELBOW – GRADE “EHP” OR “T” GASKET

PIPE		Approx. Wgt. Ea.	FITTING COMPLETE † With Grade “EHP” or “T” Gasket	
inches			Price Each	
Nom. Size	Outside Dia.	lb	Painted	DIFF ZN*
1/2	0.840	0.7	\$24.00	\$25.50
3/4	1.050	2.4	26.00	29.50
1	1.315	2.7	40.00	43.00
1 1/4	1.660	3.2	49.50	55.00
1 1/2	1.900	3.7	79.50	87.50
2	2.375	5.4	109.50	120.00

† Surcharge for fittings supplied without gasket. Contact Victaulic for pricing.

*DIFF ZN = Thermally diffused zinc-based coating

NOTE: Items listed in shaded areas are non-cancellable and non-returnable.

Installation-Ready™ Tee

NO. P20

Refer to publication 34.01



NO. P20 INSTALLATION-READY™ TEE – GRADE “EHP” OR “T” GASKET

PIPE		Approx. Wgt. Ea.	FITTING COMPLETE † With Grade “EHP” or “T” Gasket	
inches			Price Each	
Nom. Size	Outside Dia.	lb	Painted	DIFF ZN*
1/2	0.840	2.4	\$29.50	\$34.50
3/4	1.050	2.8	36.50	43.50
1	1.315	3.2	44.00	53.00
1 1/4	1.660	3.7	69.50	83.00
1 1/2	1.900	4.6	121.50	146.50
2	2.375	7.0	158.50	191.00

† Surcharge for fittings supplied without gasket. Contact Victaulic for pricing.

*DIFF ZN = Thermally diffused zinc-based coating

NOTE: Items listed in shaded areas are non-cancellable and non-returnable.

QuickVic™ SD Installation-Ready™ System

Installation-Ready™ Reducing Tee

NO. P25

Refer to publication 34.01



NO. P25 INSTALLATION-READY™ REDUCING TEE – GRADE “EHP” OR “T” GASKET

Size inches	Approx. Wgt. Each	FITTING COMPLETE † With Grade “EHP” or “T” Gasket	
		Price Each	
Run x Branch	lb	Painted	DIFF ZN*
$\frac{3}{4}$ x $\frac{3}{4}$ x $\frac{1}{2}$	2.9	\$71.50	\$85.50
1 x 1 x $\frac{1}{2}$	3.1	83.50	94.50
	$\frac{3}{4}$	79.00	94.50
1½ x 1½ x $\frac{1}{2}$	3.4	91.50	101.50
	$\frac{3}{4}$	86.50	103.00
	1	88.00	117.00
1½ x 1½ x $\frac{1}{2}$	4.4	101.50	113.50
	$\frac{3}{4}$	98.00	189.50
	1	109.50	106.00
	1¼	115.50	124.50
2 x 2 x $\frac{1}{2}$	6.4	104.50	135.00
	$\frac{3}{4}$	158.00	130.50
	1	161.50	193.00
	1¼	134.50	142.00
	1½	152.00	156.50

† Surcharge for fittings supplied without gasket. Contact Victaulic for pricing.

*DIFF ZN = Thermally diffused zinc-based coating

NOTE: Items listed in shaded areas are non-cancellable and non-returnable.

Reducing on Run Tee

NO. P27

Refer to publication 34.01



NO. P27 REDUCING ON RUN TEE – GRADE “EHP” OR “T” GASKET

Size inches	Approx. Wgt. Each	FITTING COMPLETE † With Grade “EHP” or “T” Gasket	
		Price Each	
Run x Branch	lb	Painted	DIFF ZN*
1 x $\frac{3}{4}$ x $\frac{3}{4}$	3.4	\$84.50	+
	1	80.50	+
1¼ x $\frac{3}{4}$ x 1¼	4.0	87.00	+
1¼ x 1 x $\frac{3}{4}$	3.8	85.50	+
	1	87.00	+
	1¼	97.00	+
1½ x 1¼ x $\frac{3}{4}$	4.0	100.50	+
	1	117.00	+

† Surcharge for fittings supplied without gasket. Contact Victaulic for pricing.

*DIFF ZN = Thermally diffused zinc-based coating

+ Quoted on application. Contact Victaulic for pricing and availability.

NOTE: Items listed in shaded areas are non-cancellable and non-returnable.

QuickVic™ SD Installation-Ready™ System

Cap

NO. P60

Refer to publication 34.01



NO. P60 CAP

PIPE		Approx. Wgt. Ea.	Price Each		Sold in Box Quantities of
inches			lb	Painted	
Nom. Size	Outside Dia.				
1/2	0.840	0.4	\$19.00	\$22.50	10
3/4	1.050	0.5	25.50	31.00	8
1	1.315	0.7	32.50	38.50	6
1 1/4	1.660	0.9	41.50	49.00	6
1 1/2	1.900	1.3	48.50	58.00	6
2	2.375	1.8	50.50	60.50	4

*DIFF ZN = Thermally diffused zinc-based coating

NOTE: Items listed in shaded areas are non-cancellable and non-returnable.

Tapped Cap

NO. P60

Refer to publication 34.01

NO. P60 TAPPED CAP

PIPE		Approx. Wgt. Ea.	Price Each	Sold in Box Quantities of
inches				
Nom. Size	Outside Dia.			
1/2	0.840	0.4	\$42.50	6
3/4	1.050	0.5	43.00	4
1	1.315	0.7	49.50	4
1 1/4	1.660	0.9	52.50	2
1 1/2	1.900	1.3	57.50	2
2	2.375	1.7	64.50	2

Replacement Retainer Rings

Refer to publication 34.01

REPLACEMENT RETAINER RINGS

PIPE		Sold in Bag Quantities of 50
inches		
Nom. Size	Outside Dia.	
1/2	0.840	\$5.50
3/4	1.050	6.00
1	1.315	6.00
1 1/4	1.660	7.00
1 1/2	1.900	12.50
2	2.375	15.00

NOTE: Items listed in shaded areas are non-cancellable and non-returnable.

QuickVic™ SD Installation-Ready™ System

Threaded Adapter (Male NPT x Plain End)

NO. P40

Refer to publication 34.01



NO. P40 THREADED ADAPTER (MALE NPT X PLAIN END)

PIPE inches		Approx. Wgt. Ea. lb	Price Each		Sold in Box Quantities of
Nom. Size	Outside Dia.		Coated		
1/2	0.840	0.3	\$11.50		50
3/4	1.050	0.3	12.50		50
1	1.315	0.4	16.50		40
1 1/4	1.660	0.6	20.50		30
1 1/2	1.900	0.7	24.50		25
2	2.375	0.9	29.50		15

Threaded Adapter (Female NPT x Plain End)

NO. P80

Refer to publication 34.01



NO. P80 THREADED ADAPTER (FEMALE NPT X PLAIN END)

PIPE inches		Approx. Wgt. Ea. lb	Price Each		Sold in Box Quantities of
Nom. Size	Outside Dia.		Painted		
1/2	0.840	0.6	\$22.00		40
3/4	1.050	0.9	24.00		40
1	1.315	1.2	25.00		30
1 1/4	1.660	1.6	31.00		22
1 1/2	1.900	2.1	35.00		18
2	2.375	2.9	44.00		13

Straight Dielectric Adapter

NO. P47

Refer to publication 34.01



NO. P47 STRAIGHT DIELECTRIC ADAPTER (PLAIN END X SWEAT)

PIPE inches		Approx. Wgt. Ea. lb	Price Each
Nom. Size	Outside Dia.		
1/2	0.840	0.3	\$86.50
3/4	1.050	0.5	101.50
1	1.315	0.7	138.50
1 1/4	1.660	0.9	181.50
1 1/2	1.900	1.1	183.50
2	2.375	1.5	199.00

QuickVic™ SD Installation-Ready™ System

90° Elbow Dielectric Adapter

NO. P97

Refer to publication 34.01



NO. P97 90° ELBOW DIELECTRIC ADAPTER (PLAIN END X SWEAT)

PIPE		Approx. Wgt. Ea.	
inches		lb	Price Each
Nom. Size	Outside Dia.		
1/2	0.840	0.3	\$83.50
3/4	1.050	0.4	101.00
1	1.315	0.7	146.00
1 1/4	1.660	1.0	190.00
1 1/2	1.900	1.2	191.50
2	2.375	1.7	206.00

Close Nipple

NO. P42

Refer to publication 34.01

NO. P42 CLOSE NIPPLE

PIPE		Approx. Wgt. Ea.		Sold in Box Quantities of
inches		lb	Price Each	
Nom. Size	Outside Dia.			
1/2	0.840	0.2	\$4.50	50
3/4	1.050	0.2	5.00	50
1	1.315	0.3	5.50	40
1 1/4	1.660	0.5	6.50	30
1 1/2	1.900	0.7	9.50	25
2	2.375	1.0	12.50	15

QuickVic™ SD Installation-Ready™ System

Full Port Ball Valve

SERIES P89

Refer to publication 34.01



SERIES P89 FULL PORT BALL VALVE

PIPE inches		Approx. Wgt. Ea.	Price Each		
Nom. Size	Outside Dia.		With DZR Brass Trim	With Stainless Steel Trim	With Locking Handle
1/2	0.840	0.6	\$32.50	\$48.50	\$48.00
3/4	1.050	0.9	43.50	105.00	61.00
1	1.315	1.4	63.50	136.00	90.00
1 1/4	1.660	2.0	117.00	313.00	127.50
1 1/2	1.900	3.7	171.00	364.00	209.00
2	2.375	5.4	283.50	555.00	294.00

HANDLE EXTENSION FOR SERIES P89 BALL VALVE

Valve Series	Valve Inlet Size inches	2" Handle Extension		4" Handle Extension	
		Victaulic Part Code	Price Each	Victaulic Part Code	Price Each
P89	1/2 - 3/4	P00478Y2HL	\$61.00 ^{NR}	P00478Y4HL	\$94.50
	1 - 1 1/4	P01278Y2HL	81.00 ^{NR}	P01278Y4HL	118.00
	1 1/2 - 2	P02078Y2HL	94.50 ^{NR}	P02078Y4HL	118.00

NOTE: The handle extensions listed above are the same ones used with the Series 78Y and Series 78T valve assemblies.

NOTE: Items listed in shaded areas are non-cancellable and non-returnable.

^{NR} Non-returnable

Cut and Mark Tool

PC3110

Refer to publication 34.01



The PC3110 Cut and Mark Tool cuts and marks the pipe simultaneously, leaving two knurled markings on each piece that clearly display proper insertion depth. Refer to Section 17 – Pipe Preparation Tools for prices and where to call for purchase information.

Vic-Press™ System for Schedule 10S Stainless Steel Pipe



Vic-Press™ System For Type 304 Schedule 10S Stainless Steel Pipe

Vic-Press™
FOR SCHEDULE 10S

Vic-Press™ System for Type 304 Schedule 10S Stainless Steel Pipe

The Victaulic® Vic-Press™ System for joining Schedule 10S Type 304 (L) stainless steel pipe provides a fast, easy, clean, and reliable means for joining $\frac{1}{2}$ – 2”/15 – 50 mm standard ASTM A312 Schedule 10S stainless steel pipe. Vic-Press™ Schedule 10S products are designed for pressure service up to 500 psi/3450 kPa or ANSI Class 150 (except steam, according to standard temperature/pressure charts) for water, oil, noncombustible gaseous and general chemical services and are dimensioned to ANSI/ASME B36.19M. Refer to seal selection data for the intended service.

The Vic-Press™ Schedule 10S System requires no flame or arc as with welding, and no cutting oil, chips or preparation time as with threading or flanging. Off-the-shelf standard ASTM A312 Schedule 10S stainless steel pipe is cut to size, inserted into the coupling and the coupling or fitting is pressed onto the pipe in seconds.

The Vic-Press™ Schedule 10S System meets the hanging requirements of ASME B31.1, B31.3 and B31.9.

Vic-Press™ Schedule 10S Type 304 couplings and fittings are ANSI/NSF 61 & 372 Certified for cold (+86°F/+30°C) and hot (+180°F/+82°C) potable water service for Grade H and Grade E seal materials. Unless specified otherwise, Grade “H” seals will be applied. FM Approved to 175 psi/1200 kPa service for above ground sprinkler systems.



IMPORTANT PLEASE READ BEFORE ORDERING.
Gasket selection must always be specified on your order.

For information pertaining to gasket seals for couplings, seals for Vic-Press™ products, O-rings for Victaulic® Bolted Split Sleeve products and general definition/seal material Selection, refer to publication 05.01.

For specific chemical and temperature compatibility, refer to the Gasket Chemical Services Guide Long Report (GSG-100).

⚠ WARNING

Before attempting to install any Vic-Press™ Schedule 10S System products, carefully read and fully understand the “Vic-Press™ Schedule 10S Products Installation Instructions” (I-P500) and the operating and maintenance manual supplied with the tool.

Failure to follow these instructions could result in serious personal injury, property damage, product damage, joint leakage, and/or joint failure.

Vic-Press™ System For Type 304 Schedule 10S Stainless Steel Pipe

Style P500

LOOSE SEALS

Refer to publication 18.12



STYLE P500 – SPARE PARTS – LOOSE SEALS

Nominal Size	Price Each †	
	Standard Grade “H” HNBR or Grade “E” EPDM Seal	Optional Grade “O” Fluoroelastomer Seal
inches		
1/2	\$20.00 ^{NR}	\$51.50 ^{NR}
3/4	21.50 ^{NR}	59.00 ^{NR}
1	26.00 ^{NR}	66.50
1 1/2	33.00 ^{NR}	129.00 ^{NR}
2	45.00 ^{NR}	170.00

NOTE: Items listed in shaded areas are non-cancellable and non-returnable.

† Specify choice clearly on order.

^{NR} Non-returnable

Style P597

STANDARD COUPLING

(P X P)

Refer to publication 18.12



STYLE P597 – WITH STANDARD GRADE “H” HNBR SEAL OR OPTIONAL GRADE “E” SEAL

Nominal Size	Approx. Weight Each	Price Each †	
		Standard Grade “H” HNBR or Grade “E” EPDM Seal	Optional Grade “O” Fluoroelastomer Seal
inches	lb		
1/2	0.2	\$109.50	\$146.50
3/4	0.3	119.50	164.00
1	0.5	135.00	177.50
1 1/2	0.7	179.50	302.50
2	1.0	235.00	395.00

† Specify choice clearly on order.

NOTE: Items listed in shaded areas are non-cancellable and non-returnable.

Style P596

MALE ADAPTER – THREADED

(P X M)

Refer to publication 18.12



STYLE P596 – WITH STANDARD GRADE “H” HNBR SEAL OR OPTIONAL GRADE “E” SEAL

Nominal Size	Approx. Weight Each	Price Each †	
		Standard Grade “H” HNBR or Grade “E” EPDM Seal	Optional Grade “O” Fluoroelastomer Seal
inches	lb		
1/2 x 1/2	0.3	\$201.00	\$219.50
3/4 x 1/2	0.4	208.50	229.00
		208.50	232.50
		241.50	270.50
1 x 3/4	0.5	247.00	270.50
		247.00	275.50
1 1/2 x 3/4	0.8	457.50	480.50
		409.50	544.00
2 x 2	1.4	503.50	615.50

NOTE: Items listed in shaded areas are non-cancellable and non-returnable.

† Specify choice clearly on order.

Vic-Press™ System For Type 304 Schedule 10S Stainless Steel Pipe

Series P569

For Series P569 pricing, please refer to Series P569 in the Type 316 section.

TYPE 316 STAINLESS STEEL BALL VALVE WITH LOCKING HANDLE

Refer to publication 18.14



P x P



P x G



G x G



Series P589

VIC-PRESS™ SCHEDULE 10S SYSTEM BRASS BODY BALL VALVE

Stainless Steel Vic-Press™ Type 304 Schedule 10S Ends

Refer to publication 18.12



SERIES P589 – VIC-PRESS™ SCHEDULE 10S ENDS WITH STANDARD GRADE “H” HNBR SEAL OR OPTIONAL GRADE “E” SEAL

Nominal Size	Approx. Weight Each	Price Each †	
		Standard Grade “H” HNBR or Grade “E” EPDM Seal	Optional Grade “O” Fluoroelastomer Seal
inches	lb		
1/2	1.0	\$626.50	\$665.00
3/4	1.6	687.50	734.00
1	2.8	823.50	880.00
1 1/2	4.7	1153.00	1319.50
2	6.9	1410.50	1626.00

† Specify choice clearly on order.

NOTE: Items listed in shaded areas are non-cancellable and non-returnable.

Vic-Press™ System For Type 304 Schedule 10S Stainless Steel Pipe

Style P586

90° ELBOW – SHORT TANGENT

(P X P)

Refer to publication 18.12



STYLE P586 – WITH STANDARD GRADE “H” HNBR SEAL OR OPTIONAL GRADE “E” SEAL

Nominal Size	Approx. Weight Each	Price Each †	
		Standard Grade “H” HNBR or Grade “E” EPDM Seal	Optional Grade “O” Fluoroelastomer Seal
inches	lb		
1/2	0.3	\$200.50	\$238.00
3/4	0.4	225.00	270.50
1	0.8	267.00	323.50
1 1/2	1.4	522.50	690.50
2	2.0	667.00	881.50

† Specify choice clearly on order.

NOTE: Items listed in shaded areas are non-cancellable and non-returnable.

Style P542

90° STREET ELBOW

(P X T)

Refer to publication 18.12



STYLE P542 – WITH STANDARD GRADE “H” HNBR SEAL OR OPTIONAL GRADE “E” SEAL

Nominal Size	Approx. Weight Each	Price Each †	
		Standard Grade “H” HNBR or Grade “E” EPDM Seal	Optional Grade “O” Fluoroelastomer Seal
inches	lb		
1/2	0.3	\$200.50	\$218.00
3/4	0.4	225.00	248.50
1	0.7	267.00	293.50
1 1/2	1.4	522.50	605.50
2	2.0	667.00	773.00

† Specify choice clearly on order.

NOTE: Items listed in shaded areas are non-cancellable and non-returnable.

Vic-Press™ System For Type 304 Schedule 10S Stainless Steel Pipe

Style P591

45° ELBOW

(P X P)

Refer to publication 18.12



STYLE P591 – WITH STANDARD GRADE “H” HNBR SEAL OR OPTIONAL GRADE “E” SEAL

Nominal Size	Approx. Weight Each	Price Each †	
		Standard Grade “H” HNBR or Grade “E” EPDM Seal	Optional Grade “O” Fluoroelastomer Seal
inches	lb		
1/2	0.2	\$179.00	\$217.00
3/4	0.4	197.00	241.50
1	0.8	234.00	291.00
1 1/2	1.7	455.00	623.50
2	2.5	582.00	798.00

† Specify choice clearly on order.

NOTE: Items listed in shaded areas are non-cancellable and non-returnable.

Style P543

45° STREET ELBOW

(P X T)

Refer to publication 18.12



STYLE P543 – WITH STANDARD GRADE “H” HNBR SEAL OR OPTIONAL GRADE “E” SEAL

Nominal Size	Approx. Weight Each	Price Each †	
		Standard Grade “H” HNBR or Grade “E” EPDM Seal	Optional Grade “O” Fluoroelastomer Seal
inches	lb		
1/2	0.2	\$179.00	\$199.00
3/4	0.4	197.00	218.00
1	0.8	234.00	262.00
1 1/2	1.7	455.00	538.00
2	2.5	582.00	690.50

† Specify choice clearly on order.

NOTE: Items listed in shaded areas are non-cancellable and non-returnable.

Vic-Press™ System For Type 304 Schedule 10S Stainless Steel Pipe

Style P592

TEE

(P X P X P)

Refer to publication 18.12



STYLE P592 – WITH STANDARD GRADE “H” HNBR SEAL OR OPTIONAL GRADE “E” SEAL

Nominal Size	Approx. Weight Each	Price Each †	
		Standard Grade “H” HNBR or Grade “E” EPDM Seal	Optional Grade “O” Fluoroelastomer Seal
inches	lb		
1/2	0.4	\$360.50	\$419.00
3/4	0.5	397.00	466.00
1	0.9	425.00	510.50
1 1/2	1.5	543.00	794.50
2	2.1	673.50	997.00

† Specify choice clearly on order.

NOTE: Items listed in shaded areas are non-cancellable and non-returnable.

Style P593

TEE – REDUCING BRANCH

(P X P X P)

Refer to publication 18.12



STYLE P593 – WITH STANDARD GRADE “H” HNBR SEAL OR OPTIONAL GRADE “E” SEAL

Nominal Size	Approx. Weight Each	Price Each †	
		Standard Grade “H” HNBR or Grade “E” EPDM Seal	Optional Grade “O” Fluoroelastomer Seal
inches	lb		
3/4 x 3/4 x 1/2	0.5	\$400.00	\$466.00
1 x 1 x 1/2	0.8	413.00	490.50
	3/4	423.00	503.00
1 1/2 x 1 1/2 x 1/2	1.2	498.50	684.50
	3/4	503.00	694.00
	1	505.50	701.00
2 x 2 x 1/2	1.7	648.00	881.50
	3/4	657.50	+
	1	675.50	+
	1 1/2	744.00	1044.50

† Specify choice clearly on order.

NOTE: Items listed in shaded areas are non-cancellable and non-returnable.

+ Quoted on application. Contact Victaulic for pricing and availability.

Vic-Press™ System For Type 304 Schedule 10S Stainless Steel Pipe

Style P588

TEE – REDUCING BRANCH – THREADED

(P X P X F)

Refer to publication 18.12



STYLE P588 – WITH STANDARD GRADE “H” HNBR SEAL OR OPTIONAL GRADE “E” SEAL

Nominal Size	Approx. Weight Each	Price Each †	
		Standard Grade “H” HNBR or Grade “E” EPDM Seal	Optional Grade “O” Fluoroelastomer Seal
inches	lb		
$\frac{1}{2}$ x $\frac{1}{2}$ x $\frac{1}{2}$	0.4	\$543.00	\$580.50
$\frac{3}{4}$ x $\frac{3}{4}$ x $\frac{1}{2}$	0.5	587.50	632.00
	$\frac{3}{4}$	593.50	639.50
1 x 1 x $\frac{1}{2}$	0.9	597.00	655.50
	$\frac{3}{4}$	599.00	657.50
	1	650.50	708.50
$1\frac{1}{2}$ x $1\frac{1}{2}$ x $\frac{1}{2}$	1.4	675.50	845.50
	$\frac{3}{4}$	683.00	850.00
	1	746.00	914.50
2 x 2 x $\frac{1}{2}$	1.7	770.50	985.50
	$\frac{3}{4}$	777.00	+
	1	833.00	+

NOTE: Items listed in shaded areas are non-cancellable and non-returnable.

† Specify choice clearly on order.

+ Quoted on application. Contact Victaulic for pricing and availability.

Style P594

CONCENTRIC REDUCER

(P X P)

Refer to publication 18.12



STYLE P594 – WITH STANDARD GRADE “H” HNBR SEAL OR OPTIONAL GRADE “E” SEAL

Nominal Size	Approx. Weight Each	Price Each †	
		Standard Grade “H” HNBR or Grade “E” EPDM Seal	Optional Grade “O” Fluoroelastomer Seal
inches	lb		
$\frac{3}{4}$ x $\frac{1}{2}$	0.5	\$326.00	\$369.50
1 x $\frac{1}{2}$	0.6	438.00	487.00
	$\frac{3}{4}$	349.00	399.50
$1\frac{1}{2}$ x $\frac{1}{2}$	0.9	614.00	715.50
	$\frac{3}{4}$	576.00	682.50
	1	322.00	435.50
2 x $\frac{1}{2}$	1.2	1135.50	1262.00
	$\frac{3}{4}$	513.50	644.50
	1	397.00	535.00
	$1\frac{1}{2}$	397.00	589.00

† Specify choice clearly on order.

NOTE: Items listed in shaded areas are non-cancellable and non-returnable.

Vic-Press™ System For Type 304 Schedule 10S Stainless Steel Pipe

Style P595

FLANGE ADAPTER

(P X L)

Refer to publication 18.12



STYLE P595 – WITH STANDARD GRADE “H” HNBR SEAL OR OPTIONAL GRADE “E” SEAL

Nominal Size	Approx. Weight Each	Price Each †	
		Standard Grade “H” HNBR or Grade “E” EPDM Seal	Optional Grade “O” Fluoroelastomer Seal
inches	lb		
1/2	2.2	\$1457.50	\$1477.50
3/4	2.3	1500.50	1523.00
1	2.8	1523.00	1553.00
1 1/2	3.6	1856.00	1940.00
2	5.8	2066.00	2172.00

NOTE: Items listed in shaded areas are non-cancellable and non-returnable.

† Specify choice clearly on order.

Style P565

FLANGE ADAPTER (VAN STONE TYPE)

(P X L)

Refer to publication 18.12



STYLE P565 – WITH STANDARD GRADE “H” HNBR SEAL OR OPTIONAL GRADE “E” SEAL

Nominal Size	Approx. Weight Each	Price Each †	
		Standard Grade “H” HNBR or Grade “E” EPDM Seal	Optional Grade “O” Fluoroelastomer Seal
inches	lb		
1/2	2.4	\$511.50	\$531.50
3/4	2.5	511.50	536.00
1	3.0	687.50	718.00
1 1/2	4.1	757.00	841.00
2	6.8	812.50	921.00

NOTE: Items listed in shaded areas are non-cancellable and non-returnable.

† Specify choice clearly on order.

Vic-Press™ System For Type 304 Schedule 10S Stainless Steel Pipe

Style P587

TRANSITION NIPPLE

(T X G)

Refer to publication 18.12



STYLE P587

Nominal Size	Approx. Weight Each Unit	End to End	Price
inches	lb	Inches	Each
3/4	0.3	4	\$271.00
1	0.5	4	280.50
1 1/2	0.7	4	351.00
2	0.9	4	367.00

NOTE: Items listed in shaded areas are non-cancellable and non-returnable.

Style P584

THREADED UNION **

(P X P)

Refer to publication 18.12



STYLE P584 – WITH STANDARD GRADE “H” HNBR SEAL OR OPTIONAL GRADE “E” SEAL

Nominal Size	Approx. Weight Each	Price Each †	
		Standard Grade “H” HNBR or Grade “E” EPDM Seal	Optional Grade “O” Fluoroelastomer Seal
1/2	3.0	\$1197.50	\$1235.50
3/4	3.7	1360.00	1406.50
1	4.3	1654.00	1710.50
1 1/2	6.0	2825.00	2992.00
2	6.8	3481.50	3697.50

** Grooved End Union - A grooved end union can be formed with two Style P587 (Type 304 stainless) transition nipples (see above) and a variety of grooved end couplings equipped with varied gasket materials to meet service requirements. For standard ductile iron couplings, stainless steel couplings and gaskets refer to the Stainless Steel Products section.

† Specify choice clearly on order.

NOTE: Items listed in shaded areas are non-cancellable and non-returnable.

Style P599

FEMALE ADAPTER – THREADED

(P X F)

Refer to publication 18.12



STYLE P599 – WITH STANDARD GRADE “H” HNBR SEAL OR OPTIONAL GRADE “E” SEAL

Nominal Size	Approx. Weight Each	Price Each †	
		Standard Grade “H” HNBR or Grade “E” EPDM Seal	Optional Grade “O” Fluoroelastomer Seal
1/2 x 1/2	0.3	\$245.50	\$263.00
3/4 x 1/2	0.3	246.00	269.50
	0.4	250.50	272.50
1 x 1/2	0.7	263.50	293.50
	0.6	282.00	309.00
	0.6	298.50	329.00
1 1/2 x 1	1.0	470.00	556.50
	0.8	529.50	+
	1.0	589.00	673.50
2 x 1 1/4	1.1	687.00	+
	1.3	580.50	693.00
	1.2	639.50	750.50

NOTE: Items listed in shaded areas are non-cancellable and non-returnable.

† Specify choice clearly on order.

+ Quoted on application. Contact Victaulic for pricing and availability.

Vic-Press™ System For Type 304 Schedule 10S Stainless Steel Pipe

Style P561

WELD ADAPTER

(P X W)

Refer to publication 18.12



STYLE P561 – WITH STANDARD GRADE “H” HNBR SEAL OR OPTIONAL GRADE “E” SEAL

Nominal Size	Approx. Weight Each	Price Each †	
		Standard Grade “H” HNBR or Grade “E” EPDM Seal	Optional Grade “O” Fluoroelastomer Seal
inches	lb		
1/2	0.3	\$196.00	\$214.50
3/4	0.4	202.00	224.50
1	0.6	238.50	267.00
1 1/2	0.9	413.00	492.00
2	1.4	489.50	590.00

NOTE: Items listed in shaded areas are non-cancellable and non-returnable.

† Specify choice clearly on order.

Style P540

END CAP

Refer to publication 18.12



STYLE P540

Nominal Size	Approx. Weight Each	Price
inches	lb	Each
1/2	0.1	\$249.50
3/4	0.1	275.50
1	0.3	293.50
1 1/2	0.4	374.50
2	0.5	466.00

NOTE: Items listed in shaded areas are non-cancellable and non-returnable.

PFT510 Vic-Press™ Tool



PFT510 Tool

The Vic-Press™ Schedule 10S System requires a tool specifically designed for products on off-the-shelf standard ASTM A312 Schedule 10S stainless steel pipe. Refer to Section 17 – Pipe Preparation Tools for prices and where to call for purchase information.

NOTE: Victaulic Tool Discount will apply.

Vic-Press™ System For Type 316 Schedule 10S Stainless Steel Pipe

Vic-Press™
FOR SCHEDULE 10S

Vic-Press™ System for Type 316 Schedule 10S Stainless Steel Pipe

The Victaulic® Vic-Press™ System for joining Schedule 10S Type 316 (L) stainless steel pipe provides a fast, easy, clean, and reliable means for joining ½ – 2”/15 – 50 mm standard ASTM A312 Schedule 10S stainless steel pipe. Vic-Press™ Schedule 10S products are designed for pressure service up to 500 psi/3450 kPa or ANSI Class 150 (except steam, according to standard temperature/pressure charts) for water, oil, noncombustible gaseous and general chemical services and are dimensioned to ANSI/ASME B36.19M. Refer to seal selection data for the intended service.

The Vic-Press™ Schedule 10S System eliminates the need for flame as in welding, no cutting oil, chips or preparation time as with threading or flanging. Off-the-shelf standard ASTM A312 Schedule 10S stainless steel pipe is cut to size, inserted into the coupling and the coupling is pressed onto the pipe and fitting in seconds.

The Vic-Press™ Schedule 10S System meets the hanging requirements of ASME B31.1, B31.3 and B31.9.

Vic-Press™ Type 316 couplings and fittings are recommended for varying concentrations of hot petroleum/water mixtures, hydrocarbons, air with oil vapors, vegetable and mineral oils, as well as automotive fluids such as engine oil and transmission fluid within the temperature range of –20°F to +210°F/–29°C to +98°C. UL Classified in accordance with ANSI/NSF 61 & 372 for cold (+86°F/+30°C) and hot (+180°F/+82°C) potable water service for Grade H and Grade E seal materials. Unless specified otherwise, Grade “H” seals will be applied. FM Approved to 175 psi/1200 kPa service for above ground sprinkler systems.



IMPORTANT PLEASE READ BEFORE ORDERING.
Gasket selection must always be specified on your order.

For information pertaining to gasket seals for couplings, seals for Vic-Press™ products, O-rings for Victaulic® Bolted Split Sleeve products and general definition/seal material Selection, refer to publication 05.01.

For specific chemical and temperature compatibility, refer to the Gasket Chemical Services Guide Long Report (GSG-100).

⚠ WARNING

Before attempting to install any Vic-Press™ Schedule 10S System products, carefully read and fully understand the “Vic-Press™ Schedule 10S Products Installation Instructions” (I-P500) and the operating and maintenance manual supplied with the tool.

Failure to follow these instructions could result in serious personal injury, property damage, product damage, joint leakage, and/or joint failure.

Vic-Press™ System For Type 316 Schedule 10S Stainless Steel Pipe

Style P500

LOOSE SEALS

Refer to publication 18.11



STYLE P500 – SPARE PARTS – LOOSE SEALS

Nominal Size	Price Each †	
	Standard Grade “H” HNBR or Grade “E” EPDM Seal	Optional Grade “O” Fluoroelastomer Seal
inches		
1/2	\$20.00 ^{NR}	\$51.50 ^{NR}
3/4	21.50 ^{NR}	59.00 ^{NR}
1	26.00 ^{NR}	66.50
1 1/2	33.00 ^{NR}	129.00 ^{NR}
2	45.00 ^{NR}	170.00

NOTE: Items listed in shaded areas are non-cancellable and non-returnable.

† Specify choice clearly on order.

^{NR} Non-returnable

Style P507

STANDARD COUPLING

(P X P)

Refer to publication 18.11



STYLE P507 – WITH STANDARD GRADE “H” HNBR SEAL OR OPTIONAL GRADE “E” SEAL

Nominal Size	Approx. Weight Each	Price Each †	
		Standard Grade “H” HNBR or Grade “E” EPDM Seal	Optional Grade “O” Fluoroelastomer Seal
inches	lb		
1/2	0.2	\$121.50	\$146.00
3/4	0.3	136.00	181.00
1	0.5	153.50	211.50
1 1/2	0.7	211.00	376.50
2	1.0	305.00	519.50

† Specify choice clearly on order.

NOTE: Items listed in shaded areas are non-cancellable and non-returnable.

Style P576

MALE ADAPTER – THREADED

(P X M)

Refer to publication 18.11



STYLE P576 – WITH STANDARD GRADE “H” HNBR SEAL OR OPTIONAL GRADE “E” SEAL

Nominal Size	Approx. Weight Each	Price Each †	
		Standard Grade “H” HNBR or Grade “E” EPDM Seal	Optional Grade “O” Fluoroelastomer Seal
inches	lb		
1/2 x 1/2	0.3	\$207.50	\$227.00
3/4 x 1/2	0.4	217.00	238.50
3/4 x 3/4	0.4	217.00	238.00
1 x 3/4	0.5	248.50	271.00
1 x 1	0.5	254.00	284.00
1 x 1	0.6	254.00	284.00
1 1/2 x 3/4	0.8	462.50	547.50
1 1/2 x 1 1/2	1.0	523.00	611.00
2 x 2	1.4	679.00	789.00

NOTE: Items listed in shaded areas are non-cancellable and non-returnable.

† Specify choice clearly on order.

Vic-Press™ System For Type 316 Schedule 10S Stainless Steel Pipe

Style P508

SLIP COUPLING

(P X P)

Refer to publication 18.11



STYLE P508 – WITH STANDARD GRADE “H” HNBR SEAL OR OPTIONAL GRADE “E” SEAL

Nominal Size	Approx. Weight Each	Price Each †	
		Standard Grade “H” HNBR or Grade “E” EPDM Seal	Optional Grade “O” Fluoroelastomer Seal
inches	lb		
1/2	0.3	\$142.50	\$179.50
3/4	0.4	153.50	200.00
1	0.7	176.00	232.50
1 1/2	1.1	225.00	393.50
2	1.6	286.50	502.00

† Specify choice clearly on order.

NOTE: Items listed in shaded areas are non-cancellable and non-returnable.

Series P569

TYPE 316 STAINLESS STEEL BALL VALVE WITH LOCKING HANDLE

Refer to publication 18.14



P x P



P x G



G x G

SERIES P569 – VIC-PRESS SCHEDULE 10S X VIC-PRESS SCHEDULE 10S (P X P)

Nominal Size	Approx. Weight Each	Price Each Vic-Press x Vic-Press (P X P) †	
		Standard Grade “H” HNBR or Grade “E” EPDM Seal	Optional Grade “O” Fluoroelastomer Seal
inches	lb		
1/2	1.5	\$836.00	\$874.00
3/4	2.4	971.00	1015.00
1	3.6	1167.00	1224.00
1 1/2	6.9	1810.50	1973.50
2	9.5	2427.00	2636.00

SERIES P569 VIC-PRESS SCHEDULE 10S X GROOVED (P X G)

Nominal Size	Approx. Weight Each	Price Each Vic-Press x Grooved (P X G) †	
		Standard Grade “H” HNBR or Grade “E” EPDM Seal	Optional Grade “O” Fluoroelastomer Seal
inches	lb		
3/4	2.4	\$971.00	\$1015.00
1	3.6	1167.00	1224.00
1 1/2	6.9	1810.50	1973.50
2	9.5	2427.00	2636.00

SERIES P569 GROOVED X GROOVED (G X G)

Nominal Size	Approx. Weight Each	Price Each
		Grooved x Grooved (G X G)
inches	lb	
3/4	2.4	\$845.50
1	3.6	1023.50
1 1/2	6.9	1612.00
2	9.5	2137.00

NOTE: Items listed in shaded areas are non-cancellable and non-returnable.

† Specify choice clearly on order.

Vic-Press™ System For Type 316 Schedule 10S Stainless Steel Pipe

Series P569

REPAIR KITS

Refer to publication 18.14



SERIES P569 REPAIR KITS

Nominal Size	Price Each
inches	Repair Kit
1/2	\$161.50
3/4	152.50
1	189.50
1 1/2	407.00
2	686.00

NOTE: Items listed in shaded areas are non-cancellable and non-returnable.

Repair kits include one stainless steel ball, two seats, two gaskets, one stem seal and one thrust washer.

Series P589

VIC-PRESS™ SCHEDULE 10S SYSTEM BRASS BODY BALL VALVE

Stainless Steel Vic-Press™ Type 316 Schedule 10S Ends

Refer to publication 18.11



SERIES P589 – VIC-PRESS™ SCHEDULE 10S ENDS WITH STANDARD GRADE “H” HNBR SEAL OR OPTIONAL GRADE “E” SEAL

Nominal Size	Approx. Weight Each	Price Each †	
		Standard Grade “H” HNBR or Grade “E” EPDM Seal	Optional Grade “O” Fluoroelastomer Seal
inches	lb		
1/2	1.0	\$639.50	\$678.50
3/4	1.6	700.50	746.00
1	2.8	838.50	897.50
1 1/2	4.7	1374.00	1541.00
2	6.9	1748.00	1964.00

† Specify choice clearly on order.

NOTE: Items listed in shaded areas are non-cancellable and non-returnable.

Style P568

90° ELBOW – SHORT TANGENT

(P X P)

Refer to publication 18.11



STYLE P568 – WITH STANDARD GRADE “H” HNBR SEAL OR OPTIONAL GRADE “E” SEAL

Nominal Size	Approx. Weight Each	Price Each †	
		Standard Grade “H” HNBR or Grade “E” EPDM Seal	Optional Grade “O” Fluoroelastomer Seal
inches	lb		
1/2	0.3	\$379.00	\$419.00
3/4	0.4	427.50	511.50
1	0.8	478.00	575.50
1 1/2	1.4	646.00	773.00
2	2.0	886.00	1061.00

† Specify choice clearly on order.

NOTE: Items listed in shaded areas are non-cancellable and non-returnable.

Vic-Press™ System For Type 316 Schedule 10S Stainless Steel Pipe

Style P562

90° STREET ELBOW

(P X T)

Refer to publication 18.11



STYLE P562 – WITH STANDARD GRADE “H” HNBR SEAL OR OPTIONAL GRADE “E” SEAL

Nominal Size	Approx. Weight Each	Price Each †	
		Standard Grade “H” HNBR or Grade “E” EPDM Seal	Optional Grade “O” Fluoroelastomer Seal
inches	lb		
1/2	0.3	\$379.00	\$399.00
3/4	0.4	427.50	450.50
1	0.7	478.00	508.50
1 1/2	1.4	646.00	729.50
2	2.0	886.00	991.50

† Specify choice clearly on order.

NOTE: Items listed in shaded areas are non-cancellable and non-returnable.

Style P571

45° ELBOW

(P X P)

Refer to publication 18.11



STYLE P571 – WITH STANDARD GRADE “H” HNBR SEAL OR OPTIONAL GRADE “E” SEAL

Nominal Size	Approx. Weight Each	Price Each †	
		Standard Grade “H” HNBR or Grade “E” EPDM Seal	Optional Grade “O” Fluoroelastomer Seal
inches	lb		
1/2	0.2	\$349.00	\$386.50
3/4	0.4	374.50	420.50
1	0.8	419.50	475.50
1 1/2	1.7	561.00	729.50
2	2.5	770.00	984.50

NOTE: Items listed in shaded areas are non-cancellable and non-returnable.

† Specify choice clearly on order.

Vic-Press™ System For Type 316 Schedule 10S Stainless Steel Pipe

Style P563

45° STREET ELBOW

(P X T)

Refer to publication 18.11



STYLE P563 – WITH STANDARD GRADE “H” HNBR SEAL OR OPTIONAL GRADE “E” SEAL

Nominal Size	Approx. Weight Each	Price Each †	
		Standard Grade “H” HNBR or Grade “E” EPDM Seal	Optional Grade “O” Fluoroelastomer Seal
inches	lb		
1/2	0.2	\$349.00	\$367.00
3/4	0.4	374.50	397.00
1	0.8	419.50	447.00
1 1/2	1.7	561.00	646.00
2	2.5	770.00	876.50

† Specify choice clearly on order.

NOTE: Items listed in shaded areas are non-cancellable and non-returnable.

Style P572

TEE

(P X P X P)

Refer to publication 18.11



STYLE P572 – WITH STANDARD GRADE “H” HNBR SEAL OR OPTIONAL GRADE “E” SEAL

Nominal Size	Approx. Weight Each	Price Each †	
		Standard Grade “H” HNBR or Grade “E” EPDM Seal	Optional Grade “O” Fluoroelastomer Seal
inches	lb		
1/2	0.4	\$815.00	\$874.00
3/4	0.5	880.00	950.50
1	0.9	923.00	1010.00
1 1/2	1.5	1087.50	1339.00
2	2.1	1340.50	1664.50

NOTE: Items listed in shaded areas are non-cancellable and non-returnable.

† Specify choice clearly on order.

Vic-Press™ System For Type 316 Schedule 10S Stainless Steel Pipe

Style P573

TEE – REDUCING BRANCH

(P X P X P)

Refer to publication 18.11



STYLE P573 – WITH STANDARD GRADE “H” HNBR SEAL OR OPTIONAL GRADE “E” SEAL

Nominal Size	Approx. Weight Each	Price Each †	
		Standard Grade “H” HNBR or Grade “E” EPDM Seal	Optional Grade “O” Fluoroelastomer Seal
inches	lb		
$\frac{3}{4}$ x $\frac{3}{4}$ x $\frac{1}{2}$	0.5	\$930.50	\$995.00
1 x 1 x $\frac{1}{2}$	0.8	1010.00	1086.00
	$\frac{3}{4}$	1050.50	1132.50
$1\frac{1}{2}$ x $1\frac{1}{2}$ x $\frac{1}{2}$	1.2	1482.50	1668.50
	$\frac{3}{4}$	1493.50	1685.50
	1	1529.00	1727.00
2 x 2 x $\frac{1}{2}$	1.7	1732.00	1965.50
	$\frac{3}{4}$	1783.50	2070.50
	1	1986.50	2209.00
	$1\frac{1}{2}$	2038.50	2384.50

NOTE: Items listed in shaded areas are non-cancellable and non-returnable.

† Specify choice clearly on order.

Style P578

TEE – REDUCING BRANCH
THREADED

(P X P X F)

Refer to publication 18.11



STYLE P578 – WITH STANDARD GRADE “H” HNBR SEAL OR OPTIONAL GRADE “E” SEAL

Nominal Size	Approx. Weight Each	Price Each †	
		Standard Grade “H” HNBR or Grade “E” EPDM Seal	Optional Grade “O” Fluoroelastomer Seal
inches	lb		
$\frac{1}{2}$ x $\frac{1}{2}$ x $\frac{1}{2}$	0.4	\$1135.00	\$1172.00
$\frac{3}{4}$ x $\frac{3}{4}$ x $\frac{1}{2}$	0.5	1256.50	1301.50
	$\frac{3}{4}$	1288.50	1334.50
1 x 1 x $\frac{1}{2}$	0.9	1376.00	1435.00
	$\frac{3}{4}$	1401.00	1457.50
	1	1507.50	1562.50
$1\frac{1}{2}$ x $1\frac{1}{2}$ x $\frac{1}{2}$	1.4	1645.50	1814.00
	$\frac{3}{4}$	1704.00	1870.50
	1	1772.50	1940.00
2 x 2 x $\frac{1}{2}$	1.7	1814.50	2030.50
	$\frac{3}{4}$	1879.50	+
	1	1992.50	2209.00

NOTE: Items listed in shaded areas are non-cancellable and non-returnable.

† Specify choice clearly on order.

+ Quoted on application. Contact Victaulic for pricing and availability.

Vic-Press™ System For Type 316 Schedule 10S Stainless Steel Pipe

Style P574

CONCENTRIC REDUCER

(P X P)

Refer to publication 18.11



STYLE P574 – WITH STANDARD GRADE “H” HNBR SEAL OR OPTIONAL GRADE “E” SEAL

Nominal Size		Approx. Weight Each	Price Each †	
inches			Standard Grade “H” HNBR or Grade “E” EPDM Seal	Optional Grade “O” Fluoroelastomer Seal
3/4	x 1/2	0.5	\$383.00	\$424.00
	x 1/2	0.6	487.00	535.00
1	x 3/4	0.7	360.50	411.00
	x 1/2	0.9	718.50	820.50
	x 1	1.1	333.50	446.00
2	x 1/2	1.2	1239.50	1366.50
	x 3/4	1.3	544.00	673.00
	x 1	1.4	408.50	545.50
	x 1 1/2	1.6	408.50	600.50

NOTE: Items listed in shaded areas are non-cancellable and non-returnable.

† Specify choice clearly on order.

Style P575

FLANGE ADAPTER

(P X L)

Refer to publication 18.11



STYLE P575 – WITH STANDARD GRADE “H” HNBR SEAL OR OPTIONAL GRADE “E” SEAL

Nominal Size		Approx. Weight Each	Price Each †	
inches			Standard Grade “H” HNBR or Grade “E” EPDM Seal	Optional Grade “O” Fluoroelastomer Seal
1/2		2.2	\$1481.50	\$1499.00
3/4		2.3	1507.50	1528.00
1		2.8	1542.00	1572.00
1 1/2		3.6	1868.50	1953.00
2		5.8	2075.50	2184.00

NOTE: Items listed in shaded areas are non-cancellable and non-returnable.

† Specify choice clearly on order.

Vic-Press™ System For Type 316 Schedule 10S Stainless Steel Pipe

Style P566

FLANGE ADAPTER (VAN STONE TYPE)

(P X L)

Refer to publication 18.11



STYLE P566 – WITH STANDARD GRADE “H” HNBR SEAL OR OPTIONAL GRADE “E” SEAL

Nominal Size	Approx. Weight Each	Price Each †	
		Standard Grade “H” HNBR or Grade “E” EPDM Seal	Optional Grade “O” Fluoroelastomer Seal
inches	lb		
1/2	2.4	\$511.50	\$531.50
3/4	2.5	511.50	535.00
1	3.0	687.50	715.50
1 1/2	4.1	757.00	841.00
2	6.8	812.50	921.00

NOTE: Items listed in shaded areas are non-cancellable and non-returnable.

† Specify choice clearly on order.

Style P577

TRANSITION NIPPLE

(T X G)

Refer to publication 18.11



STYLE P577

Nominal Size	Approx. Weight Each	Price Each
inches	lb	Each
3/4	0.3	\$280.00
1	0.5	289.50
1 1/2	0.7	361.50
2	0.9	376.00

NOTE: Items listed in shaded areas are non-cancellable and non-returnable.

Style P585

THREADED UNION **

(P X P)

Refer to publication 18.11



STYLE P585 – WITH STANDARD GRADE “H” HNBR SEAL OR OPTIONAL GRADE “E” SEAL

Nominal Size	Approx. Weight Each	Price Each †	
		Standard Grade “H” HNBR or Grade “E” EPDM Seal	Optional Grade “O” Fluoroelastomer Seal
inches	lb		
1/2	3.0	\$1226.00	\$1264.50
3/4	3.7	1412.50	1456.50
1	4.3	1724.50	1782.00
1 1/2	6.0	2850.00	3017.00
2	6.8	3765.50	3978.50

NOTE: Items listed in shaded areas are non-cancellable and non-returnable.

** Grooved End Union - A grooved end union can be formed with two Style P577 (Type 316 stainless) transition nipples (see above) and a variety of grooved end couplings equipped with varied gasket materials to meet service requirements. For standard ductile iron couplings, stainless steel couplings and gaskets refer to the Stainless Steel Products section.

† Specify choice clearly on order.

Vic-Press™ System For Type 316 Schedule 10S Stainless Steel Pipe

Style P579

FEMALE ADAPTER – THREADED

(P X F)

Refer to publication 18.11



STYLE P579 – WITH STANDARD GRADE “H” HNBR SEAL OR OPTIONAL GRADE “E” SEAL

Nominal Size		Approx. Weight Each	Price Each †	
inches			Standard Grade “H” HNBR or Grade “E” EPDM Seal	Optional Grade “O” Fluoroelastomer Seal
1/2	x 1/2	0.3	\$271.50	\$293.00
3/4	x 1/2	0.3	284.00	308.00
	x 3/4	0.4	288.00	311.50
1	x 1/2	0.7	303.00	332.50
	x 3/4	0.6	321.00	351.00
	x 1	0.6	337.00	424.00
1 1/2	x 1	1.0	560.00	648.00
	x 1 1/4	0.8	560.00	648.00
	x 1 1/2	1.0	701.50	788.00
2	x 1 1/4	1.1	696.00	807.50
	x 1 1/2	1.3	696.00	807.50
	x 2	1.2	763.50	875.50

NOTE: Items listed in shaded areas are non-cancellable and non-returnable.

† Specify choice clearly on order.

P560

END CAP

Refer to publication 18.11



STYLE P560 END CAP

Nominal Size	Approx. Weight Each	Price
inches	lb	Each
1/2	0.1	\$564.00
3/4	0.1	609.50
1	0.3	639.50
1 1/2	0.4	751.50
2	0.5	923.50

NOTE: Items listed in shaded areas are non-cancellable and non-returnable.

PFT510

Vic-Press™ Tool



PFT510 Tool

The Vic-Press™ Schedule 10S System requires a tool specifically designed for products on off-the-shelf standard ASTM A312 Schedule 10S stainless steel pipe. Refer to Section 17 – Pipe Preparation Tools for prices and where to call for purchase information.

NOTE: Victaulic Tool Discount will apply.

HDPE Products



Products for HDPE Pipe

Couplings for HDPE Pipe

Coupling for Plain End HDPE Pipe

STYLE 905

Refer to publication 19.07



STYLE 905 IPS STANDARD – GRADE “E” OR “T” GASKET, STANDARD OR FLUSH-SEAL™

PIPE inches		Approx. Weight Each lb	COUPLING COMPLETE With Grade “E” or “T” Gasket		COUPLING COMPLETE With Grade “E” or “T” Flush-Seal Gasket		Grade “E” or “T” Gasket Only Price Each	Grade “E” or “T” Flush-Seal Gasket Only Price Each	Fluoropolymer Coated Bolt/Nut/Washer §			Stainless Steel Retaining Ring † Price Each
Nominal Size	Outside Diameter		Price Each		Price Each				No.	Size inches	Price Each	
		Painted *	Coated *	Painted *	Coated *							
2	2.375	5.5	\$277.50	\$554.00	\$306.50	+	\$92.50	\$120.00	2	1/2 x 3/4	\$34.50	\$85.50
3	3.500	8.5	338.50	675.50	372.00	+	95.50	130.00	2	5/8 x 3/2	50.50	132.50
4	4.500	13.1	429.00	856.50	472.50	+	158.00	201.50	2	5/8 x 4 1/4	57.50	178.00
5	5.563	18.7	631.00	+	-	-	184.00	-	2	3/4 x 4 1/4	86.50	223.00
6	6.625	19.4	686.00	1370.00	754.00	+	199.50	268.50	2	3/4 x 5	107.00	264.00
8	8.625	25.0	908.00	1815.50	999.50	+	262.00	353.00	4	3/4 x 6 1/4	114.00	344.00
10	10.750	73.5	1106.00	2209.50	-	-	342.50	-	4	7/8 x 6 1/2	+	429.00
12	12.750	86.5	1224.00	2446.50	-	-	379.50	-	4	7/8 x 6 1/2	+	514.50
14	14.000	112.6	2216.50	+	-	-	643.50	-	4	1 1/8 x 7	+	601.50

STYLE 905 ISO STANDARD – GRADE “E” OR “T” GASKET

ISO Size	Approx. Weight Each	Wgt. Each	COUPLING COMPLETE With Grade “E” or “T” Gasket		Grade “E” or “T” Gasket Only Price Each	Fluoropolymer Coated Bolt/Nut/Washer §			Stainless Steel Retaining Ring † Price Each
O.D. [mm]	lb		[kg]	Price Each		No.	Size inches	Price Each	
			Painted *	Coated *					
63	5.5	2.5	\$277.50	+	\$92.50	2	1/2 x 3/4	+	\$85.50
75	8.1	3.7	301.50	+	93.50	2	5/8 x 3/2	+	105.50
90	8.5	3.9	338.50	\$675.50	95.50	2	5/8 x 4	+	132.50
110	13.0	5.9	429.00	856.50	158.00	2	5/8 x 4	+	179.50
125	17.3	7.8	481.00	+	170.00	2	3/4 x 4 1/4	\$86.50	191.00
140	18.7	8.5	631.00	+	184.00	2	3/4 x 4 1/4	86.50	223.00
160	19.3	8.8	686.00	1370.00	199.50	2	3/4 x 5	+	264.00
180	25.4	11.5	771.00	+	226.00	4	3/4 x 6 1/4	+	284.50
200	26.8	12.2	908.00	+	253.00	4	3/4 x 6 1/4	+	310.50
225	28.7	13.0	925.00	1849.00	271.50	4	3/4 x 6 1/4	+	361.50
250	73.5	30.9	1106.00	+	+	4	7/8 x 6 1/2	+	+
280	78.0	35.4	1165.50	+	+	4	7/8 x 6 1/2	+	+
315	83.9	38.1	1224.00	+	+	4	7/8 x 6 1/2	+	+
355	112.6	51.1	2216.50	+	+	4	1 1/8 x 7	+	601.50

NOTE: Items listed in shaded areas are non-cancellable and non-returnable.

§ Price includes one bolt, nut, and washer for coupling sizes 2” - 4” | 63mm - 160mm and one bolt, nut, and two washers for coupling sizes 5” - 14” | 180mm - 355mm.

NOTE: Available with stainless steel bolts and nuts. Contact Victaulic for pricing.

† Set of two required for coupling sizes through 2” - 8” | 63mm - 225mm. Set of four required for coupling sizes through 10” - 14” | 250mm - 355mm.

* “Painted” option includes enamel coating with fluoropolymer-coated hardware. “Coated” option includes liquid bonded epoxy coating with stainless steel hardware.

NOTE: Fusion bonded epoxy and galvanized finishes available. Contact Victaulic for pricing.

+ Quoted on application. Contact Victaulic for pricing and availability.

Products for HDPE Pipe

Transition Coupling for HDPE-to-Steel Pipe

STYLE 907 AND STYLE W907

Refer to publication 19.10



STYLE 907 & STYLE W907 IPS STANDARD – GRADE “E” OR “T” GASKET

PIPE inches		Style Number	Approx. Weight Each	COUPLING COMPLETE With Grade “E” or “T” Gasket		Grade “E” or “T” Gasket Only	Fluoropolymer Coated Bolt/Nut/Washer §			Stainless Steel Retaining Ring †	
Nominal Size	Outside Diameter			Price Each			Price Each	No.	Size inches		Price Each
				Painted *	Coated *						
2	2.375	907	4.7	\$351.50	\$701.50	\$92.50	2	1/2 x 3/4	+	\$85.50	
3	3.500		6.6	417.00	833.00	95.50	2	5/8 x 3/2	+	132.50	
4	4.500		9.4	518.00	1034.50	158.00	2	5/8 x 4 1/4	+	178.00	
5	5.563		11.9	+	+	184.00	2	3/4 x 4 1/4	+	223.00	
6	6.625		13.8	783.00	1565.00	199.50	2	3/4 x 5	+	264.00	
8	8.625		21.4	1045.00	2089.00	262.00	2	3/4 x 6 1/4	+	+	
10	10.750		53.0	1381.00	+	+	4	7/8 x 6 1/2	+	+	
12	12.750		62.0	1530.50	+	+	4	7/8 x 6 1/2	+	+	
14	14.000	W907	81.0	2770.50	+	+	4	1 1/8 x 7	+	+	

STYLE 907 & W907 ISO STANDARD – GRADE “E” OR “T” GASKET

ISO Size		Style Number	Approx. Weight Each	Wgt. Each	COUPLING COMPLETE With Grade “E” or “T” Gasket		Grade “E” or “T” Gasket Only	Fluoropolymer Coated Bolt/Nut/Washer §			Stainless Steel Retaining Ring †	
Nominal Size HDPE Plain End x Actual Size Grooved End	[mm]				Price Each			Price Each	No.	Size inches		Price Each
					Painted *	Coated *						
63 x 60.3		907	4.9	2.2	\$351.50	\$701.50	\$92.50	2	1/2 x 3/4	+	\$85.50	
75 x 73.0			5.9	2.7	370.00	+	93.50	2	5/8 x 3/4	+	105.50	
90 x 88.9			6.5	3.0	417.00	833.00	95.50	2	5/8 x 4	+	132.50	
110 x 114.3			9.6	4.4	518.00	1034.50	158.00	2	5/8 x 4	+	179.50	
125 x 114.3			11.3	5.1	576.50	+	170.00	2	3/4 x 4 1/4	+	191.00	
140 x 141.3			11.9	5.4	727.50	+	184.00	2	3/4 x 4 1/4	+	223.00	
160 x 168.3			12.8	5.8	783.00	1565.00	199.50	2	3/4 x 5	+	264.00	
180 x 165.1			7.0	15.4	+	+	226.00 ^{NR}	2	3/4 x 5	+	284.50	
	168.3		15.0	6.8	925.00	1849.00	226.00 ^{NR}	2	3/4 x 5	+	284.50	
200 x 219.1			21.7	9.8	1020.00	+	253.00	2	3/4 x 6 1/4	+	310.50	
225 x 219.1			22.0	10.0	1071.00	+	271.50	2	3/4 x 6 1/4	+	361.50	
250 x 273.0			53.0	24.0	1381.00	2760.50	+	4	7/8 x 6 1/2	+	+	
280 x 273.0			54.0	24.5	1455.00	2909.00	+	4	7/8 x 6 1/2	+	+	
315 x 323.9			907	61.0	27.7	1530.50	3058.00	+	4	7/8 x 6 1/2	+	+
355 x 355.6		W907	81.0	36.7	2770.50	+	+	4	1 1/8 x 7	+	+	

NOTE: Items listed in shaded areas are non-cancellable and non-returnable.

§ Price includes one bolt, nut, and washer for coupling sizes 2" - 8" | 63mm - 225mm and one bolt, nut, and two washers for coupling sizes 10" - 14" | 250mm - 355mm.

† One required for coupling sizes through 2" - 8" | 63mm - 225mm. Set of two required for coupling sizes 10" - 14" | 250mm - 355mm.

NOTE: Available with stainless steel bolts and nuts. Contact Victaulic for pricing.

* “Painted” option includes enamel coating with fluoropolymer-coated hardware. “Coated” option includes liquid bonded epoxy coating with stainless steel hardware.

NOTE: Fusion bonded epoxy and galvanized finishes available. Contact Victaulic for pricing.

+ Quoted on application. Contact Victaulic for pricing and availability.

PRODUCTS FOR HDPE PIPE



Products for HDPE Pipe

Style 2971

Refer to Aquamine™ Price List (PL2025-AMP) for product information.

**AQUAMINE™ TRANSITION
COUPLING FOR PVC TO HDPE
PIPE**

Refer to publication 50.05



Products for HDPE Pipe

Coupling for Double Grooved HDPE Pipe

STYLE 908

Refer to publication 19.09



16 – 18"



20 – 36"

STYLE 908 IPS STANDARD – GRADE “E” OR “T” GASKET

PIPE inches		Approx. Weight Each	COUPLING COMPLETE With Grade “E” or “T” Gasket		Grade “E” or “T” Gasket Only	Fluoropolymer Coated Bolt/Nut/Washer Set §		
Nominal Size	Outside Diameter		lb	Price Each		Price Each	No.	Size inches
		Painted		Coated *				
16	16.000	184.0	\$3227.50	+	+	4	7/8 x 5 1/2	+
18	18.000	204.0	5301.50	+	+	4	7/8 x 5 1/2	+
20 †	20.000	247.0	7882.00	+	+	4	7/8 x 5 1/2	+
22 †	22.000	277.0	8641.00	+	\$930.00 ^{NR}	4	7/8 x 5 1/2	+
24 †	24.000	366.0	9309.00	+	1023.00	4	1 x 6	+
28 †	28.000	455.0	10554.00	+	1209.00 ^{NR}	4	1 x 6	+
30 †	30.000	525.0	11636.00	+	1300.50 ^{NR}	4	1 1/8 x 7	+
32 †	32.000	594.0	11636.00	+	+	4	1 1/8 x 7	+
36 †	36.000	726.0	16820.00	+	1857.50 ^{NR}	4	1 1/4 x 7	+

STYLE 908 ISO STANDARD – GRADE “E” OR “T” GASKET

ISO Size		Approx. Weight Each	Wgt. Each	COUPLING COMPLETE With Grade “E” or “T” Gasket		Grade “E” or “T” Gasket Only	Fluoropolymer Coated Bolt/Nut/Washer Set §		
O.D. [mm]	lb			[kg]	Price Each		Price Each	No.	Size inches
			Painted	Coated *					
400	184.0	73.0	\$3227.50	+	+	4	7/8 x 5 1/2	+	
450	204.0	74.0	5301.50	+	+	4	7/8 x 5 1/2	+	
500	247.0	116.0	7882.00	+	+	4	7/8 x 5 1/2	+	
560	277.0	119.0	8641.00	+	+	4	7/8 x 5 1/2	+	
630	366.0	165.0	9309.00	+	+	4	1 x 6	+	
710	455.0	202.0	10554.00	+	+	4	1 x 6	+	
800	594.0	255.0	12327.50	+	+	4	1 1/8 x 7	+	
900	726.0	320.0	16820.00	+	+	4	1 1/4 x 7	+	

+ Quoted on application. Contact Victaulic for pricing and availability.

NOTE: Items listed in shaded areas are non-cancellable and non-returnable.

NOTE: Fusion bonded epoxy and galvanized finishes available. Contact Victaulic for pricing.

NOTE: Available with stainless steel bolts and nuts. Contact Victaulic for pricing.

† Not all sizes are available for immediate delivery as of this printing. Contact Victaulic for availability/delivery information.

§ Each set includes 4 bolts, 4 nuts, and 8 washers.

NOTE: If required, internal pipe stiffeners available. Refer to publication 19.09.

* “Painted” option includes enamel coating with fluoropolymer-coated hardware. “Coated” option includes liquid bonded epoxy coating with stainless steel hardware.

^{NR} Non-returnable

Products for HDPE Pipe

Flange Adapter for HDPE-to-Flanged Pipe

STYLE 904

Refer to publication 19.12



STYLE 904 IPS STANDARD – GRADE “E” OR “T” GASKET

PIPE inches		Approx. Weight Each	COUPLING COMPLETE With Grade “E” or “T” Gasket SDR 11 or SDR 17 HDPE Insert		Grade “E” or “T” Gasket Only	Fluoropolymer Coated Bolt/Nut/Washer §			Steel Retaining Ring
Nominal Size	Outside Diameter		Price Each			Price Each	No.	Size inches	
		lb	Painted	Coated *					
3	3.500	10.2	\$496.00	+	\$95.50	2	5/8 x 3 1/2	\$55.00	\$132.50
4	4.500	16.1	\$89.00	+	158.00	2	5/8 x 3 1/2	55.00	178.00
6	6.625	23.6	\$1107.50	+	199.50	2	3/4 x 5	116.00	264.00
8	8.625	31.9	\$1476.50	+	262.00	2	3/4 x 6 1/4	123.50	344.00

+ Quoted on application. Contact Victaulic for pricing and availability.

NOTE: Items listed in shaded areas are non-cancellable and non-returnable.

NOTE: Fusion bonded epoxy and galvanized finishes available. Contact Victaulic for pricing.

§ Price includes one bolt, nut and washer for Flange Adapter sizes 3 – 4” and one bolt and nut and two washers in Flange Adapter sizes 6 – 8”.

NOTE: Available with stainless steel bolts and nuts. Contact Victaulic for pricing.

* “Painted” option includes enamel coating with fluoropolymer-coated hardware. “Coated” option includes liquid bonded epoxy coating with stainless steel hardware.

Products for HDPE Pipe

Mechanical-T Spigot

STYLE 926

For use with IPS Steel and HDPE Pipe

Refer to publication 11.07



Nominal Size inches	Approx. Wgt. Ea.	COMPLETE MECHANICAL-T Spigot		SPARE PARTS	
		Price Each		O-Ring Grade "T"	U-Bolts/Nuts
Host Pipe x Outlet	lb	Unlined	Rubber Lined †	Price Each	Price per Set *
10 x 4	31.0	\$1254.00	+	\$114.00 ^{NR}	+
12 x 4	33.0	1431.00	+	114.00 ^{NR}	+
14 x 4	33.0	1606.50	+	114.00 ^{NR}	+
16 x 4	35.0	1802.00	+	114.00 ^{NR}	+
	6	1951.00	+	151.50 ^{NR}	+
18 x 4	36.0	2136.00	+	114.00 ^{NR}	+
	6	2320.00	+	151.50 ^{NR}	+
20 x 4	38.0	2506.00	+	114.00 ^{NR}	+
	6	2766.50	+	151.50 ^{NR}	+
22 x 4	39.0	2785.00	+	114.00 ^{NR}	+
	6	2971.00	+	151.50 ^{NR}	+
24 x 4	40.0	2971.00	+	114.00 ^{NR}	+
	6	3294.00	+	151.50 ^{NR}	+
26 x 4	41.0	3248.00	+	114.00 ^{NR}	+
	6	3665.50	+	151.50 ^{NR}	+
28 x 4	43.0	3619.50	+	114.00 ^{NR}	+
	6	4361.00	+	151.50 ^{NR}	+
	8	8804.00	+	158.50	+
30 x 4	44.0	3804.50	+	114.00 ^{NR}	+
	6	4639.50	+	151.50 ^{NR}	+
	8	8857.50	+	158.50	+
32 x 4	46.0	4036.50	+	114.00 ^{NR}	+
	6	5148.50	+	151.50 ^{NR}	+
	8	8941.00	+	158.50	+
36 x 6	56.0	5752.50	+	151.50 ^{NR}	+
	8	9004.00	+	158.50	+
42 x 6	60.0	+	+	+	+
48 x 6	64.0	+	+	+	+

NOTE: Items listed in shaded areas are non-cancellable and non-returnable.

* Replacement hardware kit consists of one 6, 8, or 10" U-bolt, two washers and two hex nuts.

† Standard rubber lining – 1/4" thick, 40 durometer natural rubber lining. Other materials or thicknesses quoted upon request.

^{NR} Non-returnable

+ Quoted on application. Contact Victaulic for pricing and availability.

Style 926 Spigot Hole Saw for HDPE Pipe



Nominal Size inches	Cutter Diameter inches	Part Number	Purchase List Price Each
4	4.500	R040926HHS	\$856.00
6	6.625	R060926HHS	1276.00
8	8.250	R080926HHS	1540.50

NOTE: Items listed in shaded areas are non-cancellable and non-returnable.

Products for HDPE Pipe

HDPE Coupling *

STYLE 995N

Refer to publication 19.02



STYLE 995N – GRADE “E” OR “T” GASKET

PIPE inches		Approx. Weight Each	COUPLING COMPLETE † With Grade “E” or “T” Gasket		Grade “E” or “T” Gasket Only	Plated Bolt & Nut Size inches
Nominal Size	Outside Diameter		Price Each			
		lb	Painted	Plated		
10	10.750	37.4	+	+	+	3/4 x 6 1/4
12	12.750	47.8	+	+	+	7/8 x 6 1/2
14	14.000	81.0	+	+	+	1 x 7 #
16	16.000	100.0	\$10231.00	+	\$904.00 ^{NR}	1 x 7 #
18	18.000	127.0	12534.50	+	945.00 ^{NR}	1 x 7 #
20	20.000	142.0	17020.50	+	1022.00 ^{NR}	1 x 7 #

NOTE: Items listed in shaded areas are non-cancellable and non-returnable.

+ Quoted on application. Contact Victaulic for pricing and availability.

† Surcharge for couplings supplied without gasket. Contact Victaulic for pricing.

* Coupling for High Density Polyethylene Pipe.

Style 99 gaskets fit Style 995N couplings up to 12”.

Supplied with T-bolts and rocker washer.

See below for spare hardware prices.

^{NR} **Non-returnable**

Transition Coupling

(HDPE TO STEEL)

STYLE 997

Refer to publication 19.03



STYLE 997 – GRADE “E” OR “T” GASKET

PIPE inches		Approx. Weight Each	COUPLING COMPLETE † With Grade “E” or “T” Gasket		Grade “E” EPDM or Grade “T” Nitrile Gasket Only	Plated Bolt & Nut Size inches
Nominal Size	Outside Diameter		Price Each			
		lb	Painted	Plated		
10	10.750	34.3	\$3083.50	+	\$330.50	3/4 x 6 1/2
12	12.750	37.5	3524.50	+	384.00	7/8 x 6 1/2

NOTE: Items listed in shaded areas are non-cancellable and non-returnable.

+ Quoted on application. Contact Victaulic for pricing and availability.

† Surcharge for couplings supplied without gasket. Contact Victaulic for pricing.

NOTE: See Spare Parts Section for spare part prices.

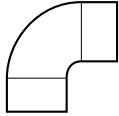
Style 77 gaskets fit Style 997 couplings.

Products for HDPE Pipe

Plain End HDPE Fittings

90° Elbow

Refer to publication 19.11



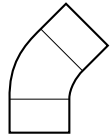
No. H10

90° ELBOW

Nom. Size inches	SDR 7		SDR 9		SDR 11		SDR 17	
	Approx. Wgt. Ea. lb	Price Each	Approx. Wgt. Ea. lb	Price Each	Approx. Wgt. Ea. lb	Price Each	Approx. Wgt. Ea. lb	Price Each
2	0.8	\$78.50	0.6	\$65.50	0.6	\$52.50	0.5	\$50.00
3	1.5	146.00	1.7	112.50	1.5	80.50	1.1	79.00
4	3.6	179.50	3.0	137.00	2.6	97.00	1.9	94.50
6	9.2	391.50	7.7	323.50	6.6	256.00	4.9	240.50
8	16.0	678.00	14.5	613.50	13.0	547.50	10.0	421.50

45° Elbow

Refer to publication 19.11



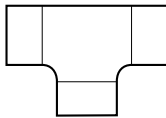
No. H11

45° ELBOW

Nom. Size inches	SDR 7		SDR 9		SDR 11		SDR 17	
	Approx. Wgt. Ea. lb	Price Each	Approx. Wgt. Ea. lb	Price Each	Approx. Wgt. Ea. lb	Price Each	Approx. Wgt. Ea. lb	Price Each
2	0.6	\$75.00	0.5	\$65.50	0.5	\$55.00	0.4	\$52.50
3	1.4	125.00	1.2	102.00	1.0	79.00	0.7	76.00
4	2.6	181.50	2.1	139.00	1.9	96.00	1.4	93.50
6	6.1	341.50	5.0	291.00	4.3	240.00	3.3	231.00
8	11.0	534.00	8.9	485.00	9.0	437.50	7.0	340.50

Tee

Refer to publication 19.11



No. H20

TEE

Nom. Size inches	SDR 7		SDR 9		SDR 11		SDR 17	
	Approx. Wgt. Ea. lb	Price Each	Approx. Wgt. Ea. lb	Price Each	Approx. Wgt. Ea. lb	Price Each	Approx. Wgt. Ea. lb	Price Each
2	1.0	\$75.00	0.9	\$70.00	0.8	\$63.00	0.6	\$61.00
3	2.6	142.50	2.1	112.00	1.9	83.50	1.4	81.00
4	4.6	187.00	3.8	155.00	3.4	121.00	2.5	117.00
6	12.0	453.00	10.1	376.50	8.6	301.00	6.4	289.50
8	23.0	908.00	20.7	793.00	19.0	679.00	15.0	534.00

Concentric Reducer

Refer to publication 19.11



No. H50

CONCENTRIC REDUCER

Nom. Size inches		SDR 7		SDR 9		SDR 11		SDR 17	
		Approx. Wgt. Ea. lb	Price Each	Approx. Wgt. Ea. lb	Price Each	Approx. Wgt. Ea. lb	Price Each	Approx. Wgt. Ea. lb	Price Each
3	x 2	1.0	\$85.50	0.9	\$67.00	0.8	\$48.00	0.6	\$48.00
4	x 2	1.6	110.50	1.4	89.00	1.1	68.50	0.7	68.50
	3	2.0	110.50	1.7	89.00	1.4	68.50	1.0	68.50
6	x 3	4.2	187.00	3.7	178.00	2.8	167.00	1.9	167.00
	4	4.7	187.00	4.0	178.00	3.5	167.00	2.7	167.00

NOTE: Items listed in shaded areas are non-cancellable and non-returnable.

Products for HDPE Pipe

Valves for Plain End HDPE Pipe

Knife Gate Valve for Plain End HDPE Pipe

SERIES 906

Refer to publication 19.06



Size	3" (030)	4" (040)	6" (060)	8" (080)
PRICE OF VALVE COMPLETE WITH OPERATOR				
VALVE WITH MANUAL ACTUATOR				
Manual Actuator with Grade "E" or "T" Gasket	\$6957.00	\$11131.00	\$12615.00	\$15766.50
VALVE WITH MANUAL ACTUATOR WITH STEM GUARD				
Manual Actuator with Grade "E" or "T" Gasket	+	+	+	+
VALVE WITH PNEUMATIC ACTUATOR				
Pneumatic Actuator with Grade "E" or "T" Gasket	\$9275.00	\$12057.50	\$15766.50	\$18549.50
VALVE WITH PNEUMATIC ACTUATOR AND SOLENOID VALVE				
Pneumatic Actuator with Weatherproof Enclosure (Any Voltage) Grade "E" or "T" Gasket	\$6596.50	\$14093.50	\$17981.50	\$20764.50
Pneumatic Actuator with Hazardous Location Enclosure (Any Voltage) Grade "E" or "T" Gasket	12227.50	15008.50	18771.50	21552.00
VALVE WITH PNEUMATIC ACTUATOR AND LIMIT SWITCHES				
Pneumatic Actuator with Weatherproof Enclosure (Any Voltage) Grade "E" or "T" Gasket	\$9816.00	\$12597.50	\$16308.00	\$19088.00
Pneumatic Actuator with Hazardous Location Enclosure (Any Voltage) Grade "E" or "T" Gasket	12145.50	14928.00	18637.50	21418.50
VALVE WITH PNEUMATIC ACTUATOR, LIMIT SWITCHES, AND SOLENOID VALVE				
Pneumatic Actuator with Weatherproof Enclosure (Any Voltage) Grade "E" or "T" Gasket	\$11850.50	\$14632.50	\$18521.50	\$21303.50
Pneumatic Actuator with Hazardous Location Enclosure (Any Voltage) Grade "E" or "T" Gasket	15097.50	17879.50	21640.00	24422.00
VALVE WITH PNEUMATIC ACTUATOR AND TRANSDUCER/POSITIONER				
Pneumatic Actuator with Weatherproof Enclosure Linear Position Transducer Grade "E" or "T" Gasket	\$15833.50	\$18615.50	\$22371.50	\$25359.50
Pneumatic Actuator with Hazardous Location Enclosure Transducer and Electro-pneumatic Positioner Grade "E" or "T" Gasket	22026.50	24808.00	28547.50	31329.00

+ Quoted on application. Contact Victaulic for pricing and availability.

NOTE: Items listed in shaded areas are non-cancellable and non-returnable.

NOTE: All configurations available with stainless steel bolts and nuts. Contact Victaulic for pricing.

Products for HDPE Pipe

Size	3" (030)	4" (040)	6" (060)	8" (080)
PRICE OF VALVE COMPLETE WITH OPERATOR				
VALVE WITH HYDRAULIC ACTUATOR				
Hydraulic Actuator with Grade "E" or "T" Gasket	\$9275.00	\$12057.50	\$15766.50	\$18549.50
VALVE WITH HYDRAULIC ACTUATOR AND TRANSDUCER				
Hydraulic Actuator with Hydraulic Weatherproof Enclosure Linear Position Transducer Grade "E" or "T" Gasket	\$15833.50	\$18616.00	\$22372.00	\$25359.50
VALVE WITH ELECTRIC ACTUATOR				
Electric Actuator with Grade "E" or "T" Gasket	+	+	+	+
PNEUMATIC CYLINDER LIMIT SWITCHES (Price per set of 2)				
Weatherproof Enclosure (Any Voltage)	\$541.50	\$541.50	\$541.50	\$541.50
SEAT CARTRIDGE KIT				
Includes Replacement Knife/Packing/Seat	\$3713.00	\$4639.50	\$5566.50	\$8347.50

+ Quoted on application. Contact Victaulic for pricing and availability.

NOTE: Items listed in shaded areas are non-cancellable and non-returnable.

NOTE: All configurations available with stainless steel bolts and nuts. Contact Victaulic for pricing.

V - 060 - 906 - H - N - E - 1 - P - 1 - A - 1

Product Class	Size	Style	Housing	Coating	Pipe/Seat Gasket	Gate Material or Coating	Actuation Type	Actuation Control Options	Control Options	Hardware
V	030 - 3" 040 - 4" 060 - 6" 080 - 8"	906	H - HDPE x HDPE Plain End	N - Standard - Electroless Nickel	E - EPDM T - Nitrile	1 - 316 Stainless Steel	P - Pneumatic H - Hydraulic E - Electric M - Handwheel 9 - Special	0 - None 1 - Pneumatic with Solenoid Valve (24VDC) 2 - Pneumatic with Limit Switches (5-240V AC/DC) 3 - Pneumatic with Solenoid Valve (110-120 VAC) 4 - Pneumatic with Solenoid Valve (24VDC) and Limit Switches 5 - Pneumatic with Solenoid Valve (110-120 VAC) and Limit Switches 6 - Pneumatic with Positioner/ Transducer (4→20 mA) 7 - Hydraulic with Transducer 8 - Stem Guard for M and B Actuators 9 - Special	0 - None A - Weatherproof Enclosure B - Hazardous Location Enclosure 9 - Special	1 - Standard - Carbon Steel Zinc Plated 2 - Stainless Steel

NOTE: Electric actuation and other special actuation control options can be quoted upon request. Contact Victaulic for pricing and availability.

Products for HDPE Pipe

CG3300/3500 Cut Grooving Tool for HDPE Pipe

Refer to publication 24.06



Cut grooving tools are designed for grooving 16 – 36" HDPE (DR7 – DR21) pipe. The tool mounts on the exterior pipe wall and cuts and grooves the end of the pipe in a single operation. The CG3300 tool connects directly to a 120-volt, 50-60 Hz, 20-amp power source. An optional 220-volt single phase, 50-60 Hz model is also available. The CG3500 tool connects directly to a 110-volt single phase, 50-60 Hz, 20-amp power source.

Refer to Section 17 - Pipe Preparation Tools for prices and where to call for purchase information.

CPVC Products



Products for CPVC/PVC Pipe

Couplings for CPVC/PVC Pipe

Installation-Ready™ Transition Coupling

STYLE 356

CPVC/PVC to Steel

Refer to publication 33.06



STYLE 356 - GRADE "EHP" GASKET

PIPE		Approx. Wgt. Ea.	COUPLING COMPLETE † With Grade "EHP" Gasket		COUPLING COMPLETE † With Grade "O" Gasket		SPARE PARTS	
inches			Price Each		Price Each		Plated Bolt & Nut	
Nom. Size	Outside Dia.	lb	Painted	Galv.	Painted	Galv.	No.	Size § inches
2	2.375	2.6	\$98.50	\$116.50	+	+	2	3/8 x 2 1/2
2 1/2	2.875	3.5	111.50	134.50	+	+	2	3/8 x 2 1/2
3	3.500	4.3	123.50	147.00	+	+	2	1/2 x 3
4	4.500	5.9	173.00	208.00	+	+	2	1/2 x 3 1/4
6	6.625	8.1	291.50	350.50	+	+	2	1/2 x 3 1/4
8	8.625	17.6	463.00	558.00	+	+	2	3/4 x 5
10	10.750	22.8	840.50	1008.50	+	+	2	3/4 x 6 1/4
12	12.750	24.9	1020.00	1224.00	+	+	2	3/4 x 6 1/4

† Surcharge for couplings supplied without gasket. Contact Victaulic for pricing.

§ Metric thread size bolts available. Contact Victaulic.

NOTE: See Spare Parts Section for spare bolt and nut prices.

NOTE: The Style 356 transition coupling uses the Style 107V gasket.

NOTE: Items listed in shaded areas are non-cancellable and non-returnable.

+ Quoted on application. Contact Victaulic for pricing and availability.

Installation-Ready™ Rigid Coupling

STYLE 357

Refer to publication 33.07



STYLE 356 - GRADE "EHP" GASKET

PIPE		Approx. Wgt. Ea.	COUPLING COMPLETE † With Grade "EHP" Gasket		COUPLING COMPLETE † With Grade "O" Gasket		SPARE PARTS	
inches			Price Each		Price Each		Plated Bolt & Nut	
Nom. Size	Outside Dia.	lb	Painted	Galv.	Painted	Galv.	No.	Size § inches
2	2.375	3.3	\$93.50	\$111.50	+	+	2	3/8 x 2 1/2
2 1/2	2.875	3.6	105.50	125.50	+	+	2	3/8 x 2 1/2
3	3.500	4.4	119.50	142.50	+	+	2	1/2 x 3
4	4.500	6.1	166.50	199.50	+	+	2	1/2 x 3 1/4
6	6.625	8.8	278.50	334.00	+	+	2	1/2 x 3 1/4
8	8.625	18.1	439.50	527.50	+	+	2	3/4 x 5
10	10.750	23.5	800.00	959.50	+	+	2	3/4 x 6 1/4
12	12.750	25.6	959.50	1151.50	+	+	2	3/4 x 6 1/4

† Surcharge for couplings supplied without gasket. Contact Victaulic for pricing.

§ Metric thread size bolts available. Contact Victaulic.

NOTE: See Spare Parts Section for spare bolt and nut prices.

NOTE: The Style 357 rigid coupling uses the Style 107V gasket.

NOTE: Items listed in shaded areas are non-cancellable and non-returnable.

+ Quoted on application. Contact Victaulic for pricing and availability.

Products for CPVC/PVC Pipe

Reducing Coupling

STYLE 358

Refer to publication 33.08



STYLE 356 - GRADE "E" GASKET

PIPE			Approx. Wgt. Ea.	COUPLING COMPLETE † With Grade "E" Gasket		COUPLING COMPLETE † With Grade "O" Gasket		SPARE PARTS	
Nominal Size				Price Each		Price Each		Plated Bolt & Nut	
inches			lb	Painted	Galv.	Painted	Galv.	No.	Size § Inches
2½	x	2	3.8	\$111.50	\$134.50	+	+	2	¾ x 2½
3	x	2	5.1	123.50	147.00	+	+	2	½ x 3
		2½	4.8	123.50	147.00	+	+	2	½ x 3
4	x	2	6.8	173.00	208.00	+	+	2	½ x ¾
		2½	6.8	173.00	208.00	+	+	2	½ x ¾
		3	6.9	173.00	208.00	+	+	2	½ x ¾
6	x	4	9.6	291.50	350.50	+	+	2	½ x ¾
8	x	6	22.5	463.00	558.00	+	+	2	¾ x 5
10	x	8	29.2	840.50	1008.50	+	+	2	¾ x 6¼

† Surcharge for couplings supplied without gasket. Contact Victaulic for pricing.

§ Metric thread size bolts available. Contact Victaulic.

NOTE: See Spare Parts Section for spare bolt and nut prices.

NOTE: The Style 358 reducing coupling uses the Style 750 gasket.

NOTE: Items listed in shaded areas are non-cancellable and non-returnable.

NOTE: Support rings required on vertical installations. Please specify on order.

+ Quoted on application. Contact Victaulic for pricing and availability.

Products for CPVC/PVC Pipe in Potable Water Applications

Couplings for CPVC/PVC Pipe in Potable Water Applications

Installation-Ready™
Transition Coupling
for Potable Water
Applications

STYLE 856

CPVC/PVC to Steel

Refer to publication 33.16



STYLE 856 – GRADE “P” GASKET

PIPE inches		Approx. Wgt. Ea. lb	COUPLING COMPLETE With Grade “P” Gasket	SPARE PARTS	
Nom. Size	Outside Dia.		Price Each	Plated Bolt & Nut	
			Painted	No.	Size inches
2	2.375	2.6	\$98.50	2	3/8 x 2 1/2
2 1/2	2.875	3.5	111.50	2	3/8 x 2 1/2
3	3.500	4.3	123.50	2	1/2 x 3
4	4.500	5.9	173.00	2	1/2 x 3 1/4
6	6.625	8.1	291.50	2	1/2 x 3 1/4
8	8.625	17.6	463.00	2	3/4 x 5
10	10.750	22.8	840.50	2	3/4 x 6 1/4
12	12.750	24.9	1020.00	2	3/4 x 6 1/4

NOTE: See Spare Parts Section for spare bolt and nut prices.

NOTE: The Style 856 transition coupling uses the Style 807N gasket.

NOTE: Available with stainless steel bolts and nuts. Contact Victaulic for pricing.

Installation-Ready™
Rigid Coupling
for Potable Water
Applications

STYLE 857

Refer to publication 33.17



STYLE 857 – GRADE “P” GASKET

PIPE inches		Approx. Wgt. Ea. lb	COUPLING COMPLETE With Grade “P” Gasket	SPARE PARTS	
Nom. Size	Outside Dia.		Price Each	Plated Bolt & Nut	
			Painted	No.	Size inches
2	2.375	3.3	\$93.50	2	3/8 x 2 1/2
2 1/2	2.875	3.6	105.50	2	3/8 x 2 1/2
3	3.500	4.4	119.50	2	1/2 x 3
4	4.500	6.1	166.50	2	1/2 x 3 1/4
6	6.625	8.8	278.50	2	1/2 x 3 1/4
8	8.625	18.1	439.50	2	3/4 x 5
10	10.750	23.5	800.00	2	3/4 x 6 1/4
12	12.750	25.6	959.50	2	3/4 x 6 1/4

NOTE: See Spare Parts Section for spare bolt and nut prices.

NOTE: The Style 857 rigid coupling uses the Style 807N gasket.

NOTE: Available with stainless steel bolts and nuts. Contact Victaulic for pricing.

Products for CPVC/PVC Pipe in Potable Water Applications

Reducing Coupling for Potable Water Applications

STYLE 858

Refer to publication 33.18



STYLE 858 – GRADE “P” GASKET

PIPE		Approx. Wgt. Ea.	COUPLING COMPLETE † With Grade “P” Gasket	SPARE PARTS	
Nominal Size			Price Each	Plated Bolt & Nut	
inches		lb	Painted	No.	Size Inches
2½	x 2	3.8	\$111.50	2	¾ x 2½
3	x 2	5.1	123.50	2	½ x 3
	2½	4.8	123.50	2	½ x 3
4	x 2	6.8	173.00	2	½ x ¾
	2½	6.8	173.00	2	½ x ¾
	3	6.9	173.00	2	½ x ¾
6	x 4	9.6	291.50	2	½ x ¾
8	x 6	22.5	463.00	2	¾ x 5
10	x 8	29.2	840.50	2	¾ x 6¼

† Surcharge for couplings supplied without gasket. Contact Victaulic for pricing.

NOTE: Available with stainless steel bolts and nuts. Contact Victaulic for pricing.

NOTE: See Spare Parts Section for spare bolt and nut prices.

NOTE: The Style 858 reducing coupling uses the Style 875 gasket.

Products for CPVC/PVC Pipe

PGS-300 Grooved End Fittings

90° Elbow

NO. 350

Refer to publication 33.03



Nom. Size	Approx. Wgt. Ea.	Price Each
inches	lb	
2	1.3 (f)	\$127.50
2½	0.8	172.00
3	1.4	197.00
4	2.1	223.00
6	6.0	381.50
8	10.8	880.00
10	46.1 (f)	3513.00
12	75.8 (f)	4828.00

(f) = Fabricated fitting

45° Elbow

NO. 351

Refer to publication 33.03



Nom. Size	Approx. Wgt. Ea.	Price Each
inches	lb	
2	1.2 (f)	\$127.50
2½	0.6	132.00
3	0.8	163.00
4	1.3	200.50
6	3.4	335.50
8	6.2	771.00
10	39.6 (f)	3248.50
12	50.7 (f)	4784.00

(f) = Fabricated fitting

NOTE: Items listed in shaded areas are non-cancellable and non-returnable.

Tee

NO. 352

Refer to publication 33.03



Nom. Size	Approx. Wgt. Ea.	Price Each
inches	lb	
2	1.9 (f)	\$195.50
2½	1.3	177.50
3	1.9	209.50
4	2.8	261.00
6	7.8	463.00
8	13.8	1056.00
10	68.0 (f)	3995.00
12	89.4 (f)	5156.00

(f) = Fabricated fitting

NOTE: Items listed in shaded areas are non-cancellable and non-returnable.

Products for CPVC/PVC Pipe

Reducing Tee

NO. 353

(Groove x Groove x Groove)

Refer to publication 33.03



Size				Price Each
inches				
Run x Branch				
2½	x	2½	x 2	*
3	x	3	x 2	*
			2½	*
4	x	4	x 2	*
			2½	*
			3	*
6	x	6	x 2	*
			2½	*
			3	\$713.00
			4	*
8	x	8	x 4	1264.50
			6	*
10	x	10	x 4	*
			6 (f)	4892.00
			8	*
12	x	12	x 6	*
			8 (f)	7021.00
			10 (f)	7021.00

*These sizes are created using a combination of No. 352 Tees or No. 353 Reducing Tees and Style 358/858 Reducing Couplings. Please refer to publication 33.03 for details.

NOTE: Items listed in shaded areas are non-cancellable and non-returnable.

(f) = Fabricated fitting

Products for CPVC/PVC Pipe

Reducing Tee

NO. 354

(Groove x Groove x Socket)

Refer to publication 33.03



Size				Approx. Wgt. Each	Price Each
inches					
Run x Branch				lb	
2	x	2	x 1	1.7 (f)	\$347.50
			x 1¼	1.9 (f)	347.50
			x 1½	1.7 (f)	347.50
			x 2	1.5 (f)	+
2½	x	2½	x 1	1.7 (b)	270.00
			x 1¼	1.6 (b)	270.00
			x 1½	1.6 (b)	270.00
			x 2	1.4	137.00
3	x	3	x 1	2.3 (b)	303.00
			x 1¼	2.2 (b)	303.00
			x 1½	2.2 (b)	303.00
			x 2	2.0	187.50
4	x	4	x 1	3.5 (b)	492.50
			x 1¼	3.5 (b)	492.50
			x 1½	3.5 (b)	492.50
			x 2	3.3	393.50
6	x	6	x 1	8.1 (b)	762.00
			x 1¼	8.0 (b)	762.00
			x 1½	8.0 (b)	762.00
			x 2	7.8	665.00
8	x	8	x 1	14.0 (b)	1326.50
			x 1¼	13.9 (b)	1326.50
			x 1½	13.9 (b)	1326.50
			x 2	13.7	1227.50
10	x	10	x 2	41.2 (f)	+
12	x	12	x 2	55.0 (f)	+

(f) = Fabricated fitting

(b) = Bushing

NOTE: Items listed in shaded areas are non-cancellable and non-returnable.

+ Quoted on application. Contact Victaulic for pricing and availability.

Flange Adapter

NO. 359F

(Groove x Flange)

Refer to publication 33.03



Nom. Size	Approx. Wgt. Ea.	Price Each
inches		
2	1.0 (f)	\$166.50
2½	1.5 (f)	253.00
3	1.8 (f)	282.50
4	3.0 (f)	401.50
6	4.8 (f)	661.50
8	7.0 (f)	1538.50
10	12.0 (f)	5185.00
12	18.5 (f)	7578.50

NOTE: Items listed in shaded areas are non-cancellable and non-returnable.

(f) = Fabricated fitting

Products for CPVC/PVC Pipe

Reducing Adapter

NO. 361

(Groove x Socket)

Refer to publication 33.03



Size	Approx. Wgt. Ea.	Price Each
inches	lb	
2½ x 2	0.7 (f)	\$223.00
3 x 2	1.0 (f)	373.00

(f) = Fabricated fitting

Products for CPVC/PVC Pipe

PGS-300 Expansion Joint

STYLE 355

Refer to publication 33.05



STYLE 355 – PGS-300 EXPANSION JOINT

Nominal Size	Rated Movement	Length			Approx. Wgt. Ea.	COUPLING COMPLETE with Grade "EHP" or "O" Carbon Steel Bolts & Nuts			COUPLING COMPLETE with Grade "EHP" or "O" Gasket and Coated* Carbon Steel Bolts & Nuts		COUPLING COMPLETE with Grade "EHP" or "O" Gasket and Stainless Steel Bolts & Nuts	
		Compressed	Neutral	Expanded		Price Each			Price Each		Price Each	
		inches				lb	"EHP" Painted	"O" Painted	"EHP" or "O" Galv.	Painted	Galv.	Painted
2	0.35	9.17 ± 0.07	9.41 ± 0.08	9.69 ± 0.06	3.5	\$3193.00	+	+	+	+	+	+
	0.75	12.34 ± 0.12	12.83 ± 0.14	13.37 ± 0.11	6.6	3352.00	+	+	+	+	+	+
	1.15	15.51 ± 0.17	16.24 ± 0.21	17.06 ± 0.15	9.6	3510.50	+	+	+	+	+	+
	1.55	18.68 ± 0.22	19.66 ± 0.27	20.75 ± 0.19	12.7	3668.50	+	+	+	+	+	+
	1.95	21.86 ± 0.28	23.07 ± 0.33	24.44 ± 0.24	15.7	3825.50	+	+	+	+	+	+
	2.35	25.03 ± 0.33	26.48 ± 0.39	28.12 ± 0.28	18.8	3983.00	+	+	+	+	+	+
	2.75	28.20 ± 0.38	29.90 ± 0.45	31.81 ± 0.32	21.8	4141.50	+	+	+	+	+	+
	3.15	31.37 ± 0.43	33.31 ± 0.52	35.50 ± 0.36	24.9	4299.00	+	+	+	+	+	+
	3.55	34.54 ± 0.48	36.73 ± 0.58	39.18 ± 0.41	28.0	4459.00	+	+	+	+	+	+
	3.95	37.71 ± 0.53	40.14 ± 0.64	42.87 ± 0.45	31.0	4615.00	+	+	+	+	+	+
2½	4.35	40.88 ± 0.58	43.55 ± 0.70	46.56 ± 0.49	34.1	4773.00	+	+	+	+	+	+
	4.75	44.05 ± 0.63	46.97 ± 0.76	50.24 ± 0.54	37.1	4932.50	+	+	+	+	+	+
	0.35	9.17 ± 0.07	9.38 ± 0.08	9.62 ± 0.06	4.2	3273.00	+	+	+	+	+	+
	0.75	12.34 ± 0.12	12.76 ± 0.14	13.23 ± 0.11	7.6	3450.00	+	+	+	+	+	+
	1.15	15.51 ± 0.17	16.14 ± 0.21	16.85 ± 0.15	11.0	3627.50	+	+	+	+	+	+
	1.55	18.68 ± 0.22	19.52 ± 0.27	20.47 ± 0.19	14.4	3805.50	+	+	+	+	+	+
	1.95	21.86 ± 0.28	22.90 ± 0.33	24.09 ± 0.24	17.8	3981.50	+	+	+	+	+	+
	2.35	25.03 ± 0.33	26.27 ± 0.39	27.70 ± 0.28	21.2	4159.00	+	+	+	+	+	+
	2.75	28.20 ± 0.38	29.65 ± 0.45	31.32 ± 0.32	24.7	4336.00	+	+	+	+	+	+
	3.15	31.37 ± 0.43	33.03 ± 0.52	34.94 ± 0.36	28.1	4514.50	+	+	+	+	+	+
3	3.55	34.54 ± 0.48	36.41 ± 0.58	38.55 ± 0.41	31.5	4690.50	+	+	+	+	+	+
	3.95	37.71 ± 0.53	39.79 ± 0.64	42.17 ± 0.45	34.9	4870.00	+	+	+	+	+	+
	4.35	40.88 ± 0.58	43.17 ± 0.70	45.79 ± 0.49	38.3	5045.50	+	+	+	+	+	+
	4.75	44.05 ± 0.63	46.55 ± 0.76	49.40 ± 0.54	41.7	5222.50	+	+	+	+	+	+
	0.35	9.17 ± 0.07	9.41 ± 0.08	9.69 ± 0.06	5.3	3364.50	+	+	+	+	+	+
	0.75	12.34 ± 0.12	12.83 ± 0.14	13.37 ± 0.11	9.7	3589.00	+	+	+	+	+	+
	1.15	15.51 ± 0.17	16.24 ± 0.21	17.06 ± 0.15	14.1	3814.00	+	+	+	+	+	+
	1.55	18.68 ± 0.22	19.66 ± 0.27	20.75 ± 0.19	18.4	4037.50	+	+	+	+	+	+
	1.95	21.86 ± 0.28	23.07 ± 0.33	24.44 ± 0.24	22.8	4261.50	+	+	+	+	+	+
	2.35	25.03 ± 0.33	26.48 ± 0.39	28.12 ± 0.28	27.1	4486.50	+	+	+	+	+	+
2.75	28.20 ± 0.38	29.90 ± 0.45	31.81 ± 0.32	31.5	4710.00	+	+	+	+	+	+	
3.15	31.37 ± 0.43	33.31 ± 0.52	35.50 ± 0.36	35.8	4933.50	+	+	+	+	+	+	
3.55	34.54 ± 0.48	36.73 ± 0.58	39.18 ± 0.41	40.2	5158.50	+	+	+	+	+	+	
3.95	37.71 ± 0.53	40.14 ± 0.64	42.87 ± 0.45	44.6	5382.50	+	+	+	+	+	+	
4.35	40.88 ± 0.58	43.55 ± 0.70	46.56 ± 0.49	48.9	5606.00	+	+	+	+	+	+	
4.75	44.05 ± 0.63	46.97 ± 0.76	50.24 ± 0.54	53.3	5827.00	+	+	+	+	+	+	

NOTE: Items listed in shaded areas are non-cancellable and non-returnable.

+ Quoted on application. Contact Victaulic for pricing and availability.

* Fluoropolymer top coat. See publication 33.05 for more information.

Products for CPVC/PVC Pipe

PGS-300 Expansion Joint

STYLE 355

Refer to publication 33.05



STYLE 355 – PGS-300 EXPANSION JOINT

Nominal Size	Rated Movement	Length			Approx. Wgt. Ea.	COUPLING COMPLETE with Grade "EHP" or "O" Gasket and Carbon Steel Bolts & Nuts			COUPLING COMPLETE with Grade "EHP" or "O" Gasket and Coated* Carbon Steel Bolts & Nuts		COUPLING COMPLETE with Grade "EHP" or "O" Gasket and Stainless Steel Bolts & Nuts	
		Compressed	Neutral	Expanded		Price Each			Price Each		Price Each	
		inches				lb	"EHP" Painted	"O" Painted	"EHP" or "O" Galv.	Painted	Galv.	Painted
4	0.35	11.22 ± 0.07	11.46 ± 0.08	11.74 ± 0.06	8.3	\$3799.00	+	+	+	+	+	+
	0.75	14.44 ± 0.12	14.92 ± 0.14	15.47 ± 0.11	14.6	4062.00	+	+	+	+	+	+
	1.15	17.66 ± 0.17	18.39 ± 0.21	19.21 ± 0.15	20.9	4326.00	+	+	+	+	+	+
	1.55	20.88 ± 0.22	21.85 ± 0.27	22.94 ± 0.19	27.2	4590.00	+	+	+	+	+	+
	1.95	24.10 ± 0.28	25.31 ± 0.33	26.68 ± 0.24	33.5	4855.50	+	+	+	+	+	+
	2.35	27.31 ± 0.33	28.77 ± 0.39	30.41 ± 0.28	39.9	5119.00	+	+	+	+	+	+
	2.75	30.53 ± 0.38	32.23 ± 0.45	34.15 ± 0.32	46.2	5382.50	+	+	+	+	+	+
	3.15	33.75 ± 0.43	35.70 ± 0.52	37.88 ± 0.36	52.5	5646.50	+	+	+	+	+	+
	3.55	36.97 ± 0.48	39.16 ± 0.58	41.62 ± 0.41	58.8	5910.50	+	+	+	+	+	+
	3.95	40.19 ± 0.53	42.62 ± 0.64	45.35 ± 0.45	65.2	6173.00	+	+	+	+	+	+
6	0.35	13.22 ± 0.08	13.47 ± 0.08	13.74 ± 0.06	14.2	5193.50	+	+	+	+	+	+
	0.75	16.45 ± 0.13	16.93 ± 0.14	17.47 ± 0.11	23.8	5574.50	+	+	+	+	+	+
	1.15	19.67 ± 0.19	20.40 ± 0.21	21.21 ± 0.15	33.4	5952.00	+	+	+	+	+	+
	1.55	22.89 ± 0.24	23.86 ± 0.27	24.94 ± 0.19	43.0	6331.00	+	+	+	+	+	+
	1.95	26.12 ± 0.30	27.33 ± 0.33	28.68 ± 0.24	52.6	6711.00	+	+	+	+	+	+
	2.35	29.34 ± 0.35	30.80 ± 0.39	32.41 ± 0.28	62.2	7090.00	+	+	+	+	+	+
	2.75	32.56 ± 0.41	34.26 ± 0.45	36.15 ± 0.32	71.8	7470.00	+	+	+	+	+	+
	3.15	35.78 ± 0.46	37.73 ± 0.52	39.88 ± 0.36	81.4	7848.50	+	+	+	+	+	+
	3.55	39.01 ± 0.52	41.19 ± 0.58	43.62 ± 0.41	91.0	8227.50	+	+	+	+	+	+
	3.95	42.23 ± 0.57	44.66 ± 0.64	47.35 ± 0.45	100.6	8606.00	+	+	+	+	+	+
8	0.35	13.23 ± 0.08	13.47 ± 0.08	13.74 ± 0.06	26.4	6310.00	+	+	+	+	+	+
	0.75	16.46 ± 0.13	16.95 ± 0.14	17.49 ± 0.11	45.9	6896.00	+	+	+	+	+	+
	1.15	19.69 ± 0.19	20.42 ± 0.21	21.23 ± 0.15	65.4	7483.50	+	+	+	+	+	+
	1.55	22.92 ± 0.24	23.90 ± 0.27	24.97 ± 0.19	84.9	8067.00	+	+	+	+	+	+
	1.95	26.16 ± 0.30	27.37 ± 0.33	28.72 ± 0.24	104.4	8652.00	+	+	+	+	+	+
	2.35	29.39 ± 0.35	30.84 ± 0.39	32.46 ± 0.28	123.9	9236.50	+	+	+	+	+	+
	2.75	32.62 ± 0.41	34.32 ± 0.45	36.20 ± 0.32	143.4	9821.50	+	+	+	+	+	+
	3.15	35.85 ± 0.46	37.79 ± 0.52	39.94 ± 0.36	162.8	10408.50	+	+	+	+	+	+
	3.55	39.08 ± 0.52	41.27 ± 0.58	43.69 ± 0.41	182.3	10993.50	+	+	+	+	+	+
	3.95	42.31 ± 0.57	44.74 ± 0.64	47.43 ± 0.45	201.8	11579.00	+	+	+	+	+	+
	4.35	45.54 ± 0.62	48.21 ± 0.70	51.17 ± 0.49	221.3	12165.50	+	+	+	+	+	+
	4.75	48.77 ± 0.68	51.69 ± 0.76	54.92 ± 0.54	240.8	12748.50	+	+	+	+	+	+

NOTE: Items listed in shaded areas are non-cancellable and non-returnable.

+ Quoted on application. Contact Victaulic for pricing and availability.

* Fluoropolymer top coat. See publication 33.05 for more information.

Products for CPVC/PVC Pipe

PGS-300 Expansion Joint

STYLE 355

Refer to publication 33.05



STYLE 355 – PGS-300 EXPANSION JOINT

Nominal Size	Rated Movement	Length			Approx. Wgt. Ea.	COUPLING COMPLETE with Grade "EHP" or "O" Gasket and Carbon Steel Bolts & Nuts			COUPLING COMPLETE with Grade "EHP" or "O" Gasket and Coated* Carbon Steel Bolts & Nuts		COUPLING COMPLETE with Grade "EHP" or "O" Gasket and Stainless Steel Bolts & Nuts	
		Compressed	Neutral	Expanded		Price Each			Price Each		Price Each	
		inches				lb	"EHP" Painted	"O" Painted	"EHP" or "O" Galv.	Painted	Galv.	Painted
10	0.35	13.23 ± 0.08	13.47 ± 0.08	13.74 ± 0.06	36.0	\$7370.00	+	+	+	+	+	+
	0.75	16.46 ± 0.13	16.95 ± 0.14	17.49 ± 0.11	61.7	8325.50	+	+	+	+	+	+
	1.15	19.69 ± 0.19	20.42 ± 0.21	21.23 ± 0.15	87.3	9280.50	+	+	+	+	+	+
	1.55	22.92 ± 0.24	23.90 ± 0.27	24.97 ± 0.19	113.0	10237.50	+	+	+	+	+	+
	1.95	26.16 ± 0.30	27.37 ± 0.33	28.72 ± 0.24	138.7	11194.00	+	+	+	+	+	+
	2.35	29.39 ± 0.35	30.84 ± 0.39	32.46 ± 0.28	164.3	12150.50	+	+	+	+	+	+
	2.75	32.62 ± 0.41	34.32 ± 0.45	36.20 ± 0.32	190.0	12970.00	+	+	+	+	+	+
	3.15	35.85 ± 0.46	37.79 ± 0.52	39.94 ± 0.36	215.7	14061.50	+	+	+	+	+	+
	3.55	39.08 ± 0.52	41.27 ± 0.58	43.69 ± 0.41	241.3	15018.50	+	+	+	+	+	+
	3.95	42.31 ± 0.57	44.74 ± 0.64	47.43 ± 0.45	267.0	15975.50	+	+	+	+	+	+
	4.35	45.54 ± 0.62	48.21 ± 0.70	51.17 ± 0.49	292.7	16931.00	+	+	+	+	+	+
4.75	48.77 ± 0.68	51.69 ± 0.76	54.92 ± 0.54	318.4	17886.50	+	+	+	+	+	+	
12	0.35	13.23 ± 0.08	13.47 ± 0.08	13.74 ± 0.06	43.5	8006.00	+	+	+	+	+	+
	0.75	16.46 ± 0.13	16.95 ± 0.14	17.49 ± 0.11	72.7	9133.00	+	+	+	+	+	+
	1.15	19.69 ± 0.19	20.42 ± 0.21	21.23 ± 0.15	102.0	10261.50	+	+	+	+	+	+
	1.55	22.92 ± 0.24	23.90 ± 0.27	24.97 ± 0.19	131.2	11389.50	+	+	+	+	+	+
	1.95	26.16 ± 0.30	27.37 ± 0.33	28.72 ± 0.24	160.5	12516.50	+	+	+	+	+	+
	2.35	29.39 ± 0.35	30.84 ± 0.39	32.46 ± 0.28	189.7	13645.50	+	+	+	+	+	+
	2.75	32.62 ± 0.41	34.32 ± 0.45	36.20 ± 0.32	218.9	14773.00	+	+	+	+	+	+
	3.15	35.85 ± 0.46	37.79 ± 0.52	39.94 ± 0.36	248.2	15900.00	+	+	+	+	+	+
	3.55	39.08 ± 0.52	41.27 ± 0.58	43.69 ± 0.41	277.4	17029.00	+	+	+	+	+	+
	3.95	42.31 ± 0.57	44.74 ± 0.64	47.43 ± 0.45	306.7	18156.50	+	+	+	+	+	+
	4.35	45.54 ± 0.62	48.21 ± 0.70	51.17 ± 0.49	335.9	19284.50	+	+	+	+	+	+
4.75	48.77 ± 0.68	51.69 ± 0.76	54.92 ± 0.54	365.2	20378.50	+	+	+	+	+	+	

NOTE: Items listed in shaded areas are non-cancellable and non-returnable.

+ Quoted on application. Contact Victaulic for pricing and availability.

* Fluoropolymer top coat. See publication 33.05 for more information.

Products for CPVC/PVC Pipe

C E A N 355 P E Z

Class	Size in/DN	Movement	Length	Style	Finish	Gasket	Bolts and Nuts
C	E - 2/50 F - 2½ H - 3/80 J - 4/100 M - 6/150 O - 8/200 P - 10/250 Q - 12/300	A - 0.35 B - 0.75 C - 1.15 D - 1.55 E - 1.95 F - 2.35 G - 2.75 H - 3.15 I - 3.55 J - 3.95 K - 4.35 L - 4.75	C - Compressed N - Neutral E - Expanded	355	P - Painted G - Galvanized	E - EPDM O - Fluoroelastomer	Z - Plated X - Stainless Steel B - Fluoropolymer Coated

Products for CPVC/PVC Pipe

PGS-300 Expansion Joint for Potable Water Applications

STYLE 355P

Refer to publication 33.05



STYLE 355P – PGS-300 EXPANSION JOINT FOR POTABLE WATER APPLICATIONS

Nominal Size	Rated Movement	Length			Approx. Wgt. Ea.	COUPLING COMPLETE with Grade "P" Gasket and Carbon Steel Bolts & Nuts	COUPLING COMPLETE with Grade "P" Gasket and Coated* Carbon Steel Bolts & Nuts	COUPLING COMPLETE with Grade "P" Gasket and Stainless Steel Bolts & Nuts
		Compressed	Neutral	Expanded		Price Each		
		inches				lb	Painted	
2	0.35	9.17 ± 0.07	9.41 ± 0.08	9.69 ± 0.06	3.5	\$3193.00	+	+
	0.75	12.34 ± 0.12	12.83 ± 0.14	13.37 ± 0.11	6.6	3352.00	+	+
	1.15	15.51 ± 0.17	16.24 ± 0.21	17.06 ± 0.15	9.6	3510.50	+	+
	1.55	18.68 ± 0.22	19.66 ± 0.27	20.75 ± 0.19	12.7	3668.50	+	+
	1.95	21.86 ± 0.28	23.07 ± 0.33	24.44 ± 0.24	15.7	3825.50	+	+
	2.35	25.03 ± 0.33	26.48 ± 0.39	28.12 ± 0.28	18.8	3983.00	+	+
	2.75	28.20 ± 0.38	29.90 ± 0.45	31.81 ± 0.32	21.8	4141.50	+	+
	3.15	31.37 ± 0.43	33.31 ± 0.52	35.50 ± 0.36	24.9	4299.00	+	+
	3.55	34.54 ± 0.48	36.73 ± 0.58	39.18 ± 0.41	28.0	4459.00	+	+
	3.95	37.71 ± 0.53	40.14 ± 0.64	42.87 ± 0.45	31.0	4615.00	+	+
2½	4.35	40.88 ± 0.58	43.55 ± 0.70	46.56 ± 0.49	34.1	4773.00	+	+
	4.75	44.05 ± 0.63	46.97 ± 0.76	50.24 ± 0.54	37.1	4932.50	+	+
	0.35	9.17 ± 0.07	9.38 ± 0.08	9.62 ± 0.06	4.2	3273.00	+	+
	0.75	12.34 ± 0.12	12.76 ± 0.14	13.23 ± 0.11	7.6	3450.00	+	+
	1.15	15.51 ± 0.17	16.14 ± 0.21	16.85 ± 0.15	11.0	3627.50	+	+
	1.55	18.68 ± 0.22	19.52 ± 0.27	20.47 ± 0.19	14.4	3805.50	+	+
	1.95	21.86 ± 0.28	22.90 ± 0.33	24.09 ± 0.24	17.8	3981.50	+	+
	2.35	25.03 ± 0.33	26.27 ± 0.39	27.70 ± 0.28	21.2	4159.00	+	+
	2.75	28.20 ± 0.38	29.65 ± 0.45	31.32 ± 0.32	24.7	4336.00	+	+
	3.15	31.37 ± 0.43	33.03 ± 0.52	34.94 ± 0.36	28.1	4514.50	+	+
3	3.55	34.54 ± 0.48	36.41 ± 0.58	38.55 ± 0.41	31.5	4690.50	+	+
	3.95	37.71 ± 0.53	39.79 ± 0.64	42.17 ± 0.45	34.9	4870.00	+	+
	4.35	40.88 ± 0.58	43.17 ± 0.70	45.79 ± 0.49	38.3	5045.50	+	+
	4.75	44.05 ± 0.63	46.55 ± 0.76	49.40 ± 0.54	41.7	5222.50	+	+
	0.35	9.17 ± 0.07	9.41 ± 0.08	9.69 ± 0.06	5.3	3364.50	+	+
	0.75	12.34 ± 0.12	12.83 ± 0.14	13.37 ± 0.11	9.7	3589.00	+	+
	1.15	15.51 ± 0.17	16.24 ± 0.21	17.06 ± 0.15	14.1	3814.00	+	+
	1.55	18.68 ± 0.22	19.66 ± 0.27	20.75 ± 0.19	18.4	4037.50	+	+
	1.95	21.86 ± 0.28	23.07 ± 0.33	24.44 ± 0.24	22.8	4261.50	+	+
	2.35	25.03 ± 0.33	26.48 ± 0.39	28.12 ± 0.28	27.1	4486.50	+	+
3	2.75	28.20 ± 0.38	29.90 ± 0.45	31.81 ± 0.32	31.5	4710.00	+	+
	3.15	31.37 ± 0.43	33.31 ± 0.52	35.50 ± 0.36	35.8	4933.50	+	+
	3.55	34.54 ± 0.48	36.73 ± 0.58	39.18 ± 0.41	40.2	5158.50	+	+
	3.95	37.71 ± 0.53	40.14 ± 0.64	42.87 ± 0.45	44.6	5382.50	+	+
	4.35	40.88 ± 0.58	43.55 ± 0.70	46.56 ± 0.49	48.9	5606.00	+	+
	4.75	44.05 ± 0.63	46.97 ± 0.76	50.24 ± 0.54	53.3	5827.00	+	+

NOTE: Items listed in shaded areas are non-cancellable and non-returnable.

+ Quoted on application. Contact Victaulic for pricing and availability.

* Fluoropolymer top coat. See publication 33.05 for more information.

Products for CPVC/PVC Pipe

PGS-300 Expansion Joint for Potable Water Applications

STYLE 355P

Refer to publication 33.05



STYLE 355P – PGS-300 EXPANSION JOINT FOR POTABLE WATER APPLICATIONS

Nominal Size	Rated Movement	Length			Approx. Wgt. Ea.	COUPLING COMPLETE with Grade "P" Gasket and Carbon Steel Bolts & Nuts	COUPLING COMPLETE with Grade "P" Gasket and Coated* Carbon Steel Bolts & Nuts	COUPLING COMPLETE with Grade "P" Gasket and Stainless Steel Bolts & Nuts
		Compressed	Neutral	Expanded				
		inches			lb	Painted		
4	0.35	11.22 ± 0.07	11.46 ± 0.08	11.74 ± 0.06	8.3	\$3799.00	+	+
	0.75	14.44 ± 0.12	14.92 ± 0.14	15.47 ± 0.11	14.6	4062.00	+	+
	1.15	17.66 ± 0.17	18.39 ± 0.21	19.21 ± 0.15	20.9	4326.00	+	+
	1.55	20.88 ± 0.22	21.85 ± 0.27	22.94 ± 0.19	27.2	4590.00	+	+
	1.95	24.10 ± 0.28	25.31 ± 0.33	26.68 ± 0.24	33.5	4855.50	+	+
	2.35	27.31 ± 0.33	28.77 ± 0.39	30.41 ± 0.28	39.9	5119.00	+	+
	2.75	30.53 ± 0.38	32.23 ± 0.45	34.15 ± 0.32	46.2	5382.50	+	+
	3.15	33.75 ± 0.43	35.70 ± 0.52	37.88 ± 0.36	52.5	5646.50	+	+
	3.55	36.97 ± 0.48	39.16 ± 0.58	41.62 ± 0.41	58.8	5910.50	+	+
	3.95	40.19 ± 0.53	42.62 ± 0.64	45.35 ± 0.45	65.2	6173.00	+	+
6	4.35	43.41 ± 0.58	46.08 ± 0.70	49.09 ± 0.49	71.5	6436.50	+	+
	4.75	46.63 ± 0.63	49.54 ± 0.76	52.82 ± 0.54	77.8	6701.50	+	+
	0.35	13.22 ± 0.08	13.47 ± 0.08	13.74 ± 0.06	14.2	5193.50	+	+
	0.75	16.45 ± 0.13	16.93 ± 0.14	17.47 ± 0.11	23.8	5574.50	+	+
	1.15	19.67 ± 0.19	20.40 ± 0.21	21.21 ± 0.15	33.4	5952.00	+	+
	1.55	22.89 ± 0.24	23.86 ± 0.27	24.94 ± 0.19	43.0	6331.00	+	+
	1.95	26.12 ± 0.30	27.33 ± 0.33	28.68 ± 0.24	52.6	6711.00	+	+
	2.35	29.34 ± 0.35	30.80 ± 0.39	32.41 ± 0.28	62.2	7090.00	+	+
	2.75	32.56 ± 0.41	34.26 ± 0.45	36.15 ± 0.32	71.8	7470.00	+	+
	3.15	35.78 ± 0.46	37.73 ± 0.52	39.88 ± 0.36	81.4	7848.50	+	+
8	3.55	39.01 ± 0.52	41.19 ± 0.58	43.62 ± 0.41	91.0	8227.50	+	+
	3.95	42.23 ± 0.57	44.66 ± 0.64	47.35 ± 0.45	100.6	8606.00	+	+
	4.35	45.45 ± 0.62	48.13 ± 0.70	51.09 ± 0.49	110.2	4192.50	+	+
	4.75	48.68 ± 0.68	51.59 ± 0.76	54.82 ± 0.54	119.8	9363.00	+	+
	0.35	13.23 ± 0.08	13.47 ± 0.08	13.74 ± 0.06	26.4	6310.00	+	+
	0.75	16.46 ± 0.13	16.95 ± 0.14	17.49 ± 0.11	45.9	6896.00	+	+
	1.15	19.69 ± 0.19	20.42 ± 0.21	21.23 ± 0.15	65.4	7483.50	+	+
	1.55	22.92 ± 0.24	23.90 ± 0.27	24.97 ± 0.19	84.9	8067.00	+	+
	1.95	26.16 ± 0.30	27.37 ± 0.33	28.72 ± 0.24	104.4	8652.00	+	+
	2.35	29.39 ± 0.35	30.84 ± 0.39	32.46 ± 0.28	123.9	9236.50	+	+
2.75	32.62 ± 0.41	34.32 ± 0.45	36.20 ± 0.32	143.4	9821.50	+	+	
3.15	35.85 ± 0.46	37.79 ± 0.52	39.94 ± 0.36	162.8	10408.50	+	+	
3.55	39.08 ± 0.52	41.27 ± 0.58	43.69 ± 0.41	182.3	10993.50	+	+	
3.95	42.31 ± 0.57	44.74 ± 0.64	47.43 ± 0.45	201.8	11579.00	+	+	
4.35	45.54 ± 0.62	48.21 ± 0.70	51.17 ± 0.49	221.3	12165.50	+	+	
4.75	48.77 ± 0.68	51.69 ± 0.76	54.92 ± 0.54	240.8	12748.50	+	+	

NOTE: Items listed in shaded areas are non-cancellable and non-returnable.

+ Quoted on application. Contact Victaulic for pricing and availability.

* Fluoropolymer top coat. See publication 33.05 for more information.

Products for CPVC/PVC Pipe

PGS-300 Expansion Joint for Potable Water Applications

STYLE 355P

Refer to publication 33.05



STYLE 355 – PGS-300 EXPANSION JOINT FOR POTABLE WATER APPLICATIONS

Nominal Size	Rated Movement	Length			Approx. Wgt. Ea.	COUPLING COMPLETE with Grade "P" Gasket and Carbon Steel Bolts & Nuts	COUPLING COMPLETE with Grade "P" Gasket and Coated* Carbon Steel Bolts & Nuts	COUPLING COMPLETE with Grade "P" Gasket and Stainless Steel Bolts & Nuts
		Compressed	Neutral	Expanded				
		inches			lb	Painted		
10	0.35	13.23 ± 0.08	13.47 ± 0.08	13.74 ± 0.06	36.0	\$7370.00	+	+
	0.75	16.46 ± 0.13	16.95 ± 0.14	17.49 ± 0.11	61.7	8325.50	+	+
	1.15	19.69 ± 0.19	20.42 ± 0.21	21.23 ± 0.15	87.3	9280.50	+	+
	1.55	22.92 ± 0.24	23.90 ± 0.27	24.97 ± 0.19	113.0	10237.50	+	+
	1.95	26.16 ± 0.30	27.37 ± 0.33	28.72 ± 0.24	138.7	11194.00	+	+
	2.35	29.39 ± 0.35	30.84 ± 0.39	32.46 ± 0.28	164.3	12150.50	+	+
	2.75	32.62 ± 0.41	34.32 ± 0.45	36.20 ± 0.32	190.0	12970.00	+	+
	3.15	35.85 ± 0.46	37.79 ± 0.52	39.94 ± 0.36	215.7	14061.50	+	+
	3.55	39.08 ± 0.52	41.27 ± 0.58	43.69 ± 0.41	241.3	15018.50	+	+
	3.95	42.31 ± 0.57	44.74 ± 0.64	47.43 ± 0.45	267.0	15975.50	+	+
12	4.35	45.54 ± 0.62	48.21 ± 0.70	51.17 ± 0.49	292.7	16931.00	+	+
	4.75	48.77 ± 0.68	51.69 ± 0.76	54.92 ± 0.54	318.4	17886.50	+	+
	0.35	13.23 ± 0.08	13.47 ± 0.08	13.74 ± 0.06	43.5	8006.00	+	+
	0.75	16.46 ± 0.13	16.95 ± 0.14	17.49 ± 0.11	72.7	9133.00	+	+
	1.15	19.69 ± 0.19	20.42 ± 0.21	21.23 ± 0.15	102.0	10261.50	+	+
	1.55	22.92 ± 0.24	23.90 ± 0.27	24.97 ± 0.19	131.2	11389.50	+	+
	1.95	26.16 ± 0.30	27.37 ± 0.33	28.72 ± 0.24	160.5	12516.50	+	+
	2.35	29.39 ± 0.35	30.84 ± 0.39	32.46 ± 0.28	189.7	13645.50	+	+
	2.75	32.62 ± 0.41	34.32 ± 0.45	36.20 ± 0.32	218.9	14773.00	+	+
	3.15	35.85 ± 0.46	37.79 ± 0.52	39.94 ± 0.36	248.2	15900.00	+	+
3.55	39.08 ± 0.52	41.27 ± 0.58	43.69 ± 0.41	277.4	17029.00	+	+	
3.95	42.31 ± 0.57	44.74 ± 0.64	47.43 ± 0.45	306.7	18156.50	+	+	
4.35	45.54 ± 0.62	48.21 ± 0.70	51.17 ± 0.49	335.9	19284.50	+	+	
4.75	48.77 ± 0.68	51.69 ± 0.76	54.92 ± 0.54	365.2	20378.50	+	+	

NOTE: Items listed in shaded areas are non-cancellable and non-returnable.

+ Quoted on application. Contact Victaulic for pricing and availability.

* Fluoropolymer top coat. See publication 33.05 for more information.

Products for CPVC/PVC Pipe

C E A N 355 H P Z

Class	Size In./DN	Movement	Length	Style	Finish	Gasket	Bolts and Nuts
C	E - 2/50 F - 21/2 H - 3/80 J - 4/100 M - 6/150 O - 8/200 P - 10/250 Q - 12/300	A - 0.35 B - 0.75 C - 1.15 D - 1.55 E - 1.95 F - 2.35 G - 2.75 H - 3.15 I - 3.55 J - 3.95 K - 4.35 L - 4.75	C - Compressed N - Neutral E - Expanded	355P	H - Blue Enamel	P - Fluoroelastomer Blend	Z - Plated X - Stainless Steel B - Fluoropolymer Coated

Products for CPVC/PVC Pipe

Cut Grooving Tool for CPVC/PVC Pipe

CG1100

The CG1100 Cut Grooving Tool was designed to cut a radius PGS-300 groove into CPVC/PVC pipe. Refer to Section 17 – Pipe Preparation Tools for prices and where to call for purchase information.

**CUT GROOVING TOOL FOR CPVC/
PVC PIPE**

Refer to publication 24.09



Copper Products



Copper Connection for Grooved Copper Tubing

The Copper Connection Grooved Piping System

Gasket Selection

Please see Gasket Selection Guide or publication 05.01 for available gasket compounds and service guidelines.

QuickVic™ Rigid Coupling for Copper Tubing

STYLE 607

Refer to publication 22.13



STYLE 607 – GRADE “P”, “EHP” OR “T” GASKET

PIPE inches	Approx. Weight Each	COUPLING COMPLETE With Grade “P”, “EHP” or “T” Gasket	SPARE PARTS Grade “P”, “EHP” or “T” Gasket
Nominal Size	lb	Painted	Price Each
2	1.9	\$140.00	\$116.00
2½	2.1	155.50	125.50
3	3.0	174.00	130.50
4	3.3	260.50	189.00
5	5.5	434.00	307.50
6	5.8	572.00	404.50
8	7.7	881.50	625.00

NOTE: Available with stainless steel bolts and nuts. Contact Victaulic for pricing.

NOTE: Items listed in shaded areas are non-cancellable and non-returnable.

NOTE: Grade P is for potable water systems; Grade EHP is for non-potable water systems; and Grade T is for oil-related services.

Installation-Ready™ Transition Coupling for Copper Tubing to Stainless Steel Pipe

STYLE 644

Refer to publication 22.44



STYLE 644 – GRADE “P” OR “EHP” GASKET

Nominal Size	Actual Outside Diameter		Approx. Weight Each	Price Each	SPARE PARTS
	Stainless Steel Pipe	Copper Tubing			
inches	inches		lb	COUPLING COMPLETE With Grade “P” or “EHP” Gasket	
2	2.375	2.125	2.4	\$208.00	\$116.00
2½	2.875	2.625	2.6	232.50	125.50
3	3.500	3.125	3.5	260.50	130.50
4	4.500	4.125	4.2	389.50	189.00
6	6.625	6.125	7.2	854.00	404.50

NOTE: Items listed in shaded areas are non-cancellable and non-returnable.

NOTE: Grade P is for potable water systems and Grade EHP is for non-potable water systems.

NOTE: Available with stainless steel bolts and nuts. Contact Victaulic for pricing.

Copper Connection for Grooved Copper Tubing

Mechanical-T Bolted Branch Outlet for Copper Tubing

STYLE 622

Refer to publication 22.12



STYLE 622 – GRADE “P,” “E” OR “T” GASKET

Run x Branch		Approx. Weight Each	<i>MECHANICAL-T COMPLETE</i> With Grade “P,” “E” or “T” Gasket
Nominal Size inches		lb	Price Each
2½	x ¾	3.1	\$517.50
	1	3.2	591.00
	1½	4.1	725.00
3	x ¾	3.4	575.50
	1	3.6	614.50
	1½	4.5	762.00
4	x ¾	3.3	648.50
	1	4.0	684.50
	1½	5.0	826.50

NOTE: Grade P is for potable water systems; Grade EHP is for non-potable water systems; and Grade T is for oil-related services.

Mechanical-T Cross Assembly for Copper Tubing

STYLE 622 CROSS

Refer to publication 22.12



STYLE 622 CROSS – GRADE “P,” “E” OR “T” GASKET

Run x Branch		Approx. Weight Each	<i>MECHANICAL-T Cross COMPLETE</i> With Grade “P,” “E” or “T” Gasket
Nominal Size inches		lb	Price Each
2½	x ¾	4.2	\$940.00
	1	4.4	1114.50
	1½	6.2	1430.50
3	x ¾	4.4	997.00
	1	4.8	1154.50
	1½	6.6	1503.50
4	x ¾	4.5	1212.00
	1	5.4	1287.50
	1½	7.4	1595.00

NOTE: Items listed in shaded areas are non-cancellable and non-returnable.

NOTE: Grade P is for potable water systems; Grade EHP is for non-potable water systems; and Grade T is for oil-related services.

Copper Connection for Grooved Copper Tubing

Vic-Flange Adapter for Copper Tubing

STYLE 641

To connect grooved copper to flanged equipment

Refer to publication 22.03



STYLE 641 – GRADE “P,” “E” OR “T” GASKET

Nominal Size	Actual Outside Diameter	Approx. Weight Each lb	Price Each	Grade “P,” “E” or “T” Gasket Price Each	Vic-Flange Washers Price Each
2	2.125	3.8	\$1029.50	\$94.50	\$143.50 ^{NR}
2½	2.625	4.7	1072.50	104.00	155.00 ^{NR}
3	3.125	5.4	1124.00	111.00	165.50 ^{NR}
4	4.125	7.7	1229.50	140.00	262.00 ^{NR}
5	5.125	9.3	1652.50	168.50	283.50 ^{NR}
6	6.125	10.3	1799.00	192.50	321.00 ^{NR}

NOTE: Items listed in shaded areas are non-cancellable and non-returnable.

NOTE: See Spare Parts Section for spare part prices.

NOTE: Grade P is for potable water systems; Grade EHP is for non-potable water systems; and Grade T is for oil-related services.

^{NR} **Non-returnable**

Victaulic flange adapters require a smooth, hard surface at the mating flange face for effective sealing. Some applications, for which the Victaulic flange adapter is otherwise well suited, do not provide an adequate mating surface. In such cases, it is recommended that a phenolic (Type F) flange washer be inserted between the Victaulic flange adapter and the mating flange to provide the necessary sealing surface.

Typical applications where a Victaulic flange washer should be used are:

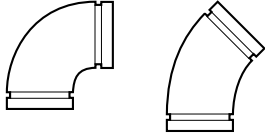
1. When mating to a serrated flange: a flange gasket should be used adjacent to the serrated flange and then the flange washer is inserted between the Victaulic flange adapter and the flange gasket.
2. When mating to a wafer valve: where typical valves are rubber lined and partially rubber faced (smooth or not), the flange washer is placed between the valve and the Victaulic flange adapter.
3. When mating to a rubber faced flange: the flange washer is placed between the Victaulic flange adapters and the rubber faced flange.
4. When mating C.I. flanges to IPS flanges: the flange washer is placed between the two Victaulic flange adapters. If one flange is not a Victaulic flange adapter (e.g., flanged valve), then a flanged gasket must be placed adjacent to that flange and the flange washer must be inserted between the flange gasket and the Victaulic flange adapter.
5. When mating to components (valves, strainer, etc.) where the component flange face has an insert: follow the same arrangement as in #1 above.

Copper Connection for Grooved Copper Tubing

Copper Connection Fittings

Elbows

Refer to publication 22.04



No. 610

No. 611

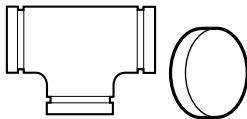


COPPER FITTING – 90° ELBOW OR 45° ELBOW

Nominal Size inches	90° Elbow No. 610		45° Elbow No. 611	
	Approx. Weight Each lb	Price Each	Approx. Weight Each lb	Price Each
2	0.9	\$237.50	0.8	\$237.50
2½	1.3	257.00	1.1	257.00
3	4.1	358.00	1.6	358.00
4	6.7	817.50	3.4	817.50
5	15.0	2309.00	10.0	2309.00
6	20.0	3685.00	13.0	3685.00
8	26.0	6915.00	15.6	6915.00

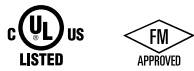
Tee and Cap

Refer to publication 22.04



No. 620

No. 660



COPPER FITTING – TEE OR CAP

Nominal Size inches	Tee No. 620		Cap No. 660	
	Approx. Weight Each lb	Price Each	Approx. Weight Each lb	Price Each
2	1.1	\$385.50	1.2	\$164.50
2½	1.8	410.00	1.4	242.00
3	3.2	609.50	1.4	299.00
4	6.1	1331.00	2.4	447.50
5	18.5	3716.00	3.5	503.50
6	25.5	4592.50	4.2	913.50
8	45.0	8198.50	-	-

Reducing Tee

NO. 625

Groove x Groove x Groove

Refer to publication 22.04



COPPER FITTING – REDUCING TEE – GRV X GRV X GRV

Nominal Size inches	Approx. Weight Each lb		Price Each
2½ x 2½ x 2	1.6		\$610.50
3 x 3 x 2	2.1		784.50
	2½		1033.50
4 x 4 x 2	5.3		1747.50
	2½		1747.50
	3		1747.50
5 x 5 x 3	5.4		5326.00
	4		5326.00
6 x 6 x 2½	6.7		6502.00
	3		6502.00
	4		6502.00
	5		6502.00

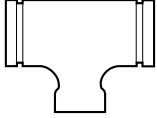
NOTE: Items listed in shaded areas are non-cancellable and non-returnable.

Copper Connection for Grooved Copper Tubing

Reducing Tee

NO. 626

Groove x Groove x Cup
Refer to publication 22.04



COPPER FITTING – REDUCING TEE – GRV X GRV X CUP

Nominal Size				Approx. Weight Each		Price Each
inches				lb		
2	x	2	x	3/4	0.8	\$492.00
				1	0.8	492.00
				1 1/4	0.9	492.00
				1 1/2	0.9	492.00
2 1/2	x	2 1/2	x	3/4	1.0	626.50
				1	1.2	612.50
				1 1/4	1.2	612.50
				1 1/2	1.3	612.50
3	x	3	x	3/4	1.4	1128.50
				1	1.5	1128.50
				1 1/4	1.7	1128.50
				1 1/2	1.7	1128.50
4	x	4	x	3/4	2.8	1333.50
				1	2.9	1747.50
				1 1/4	3.0	1747.50
				1 1/2	3.2	1747.50

Adapter Nipple

NO. 643

Refer to publication 22.04



COPPER FITTING – ADAPTER NIPPLE

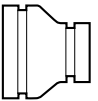
TUBE		Approx. Weight Each	Price Each
Nominal Size inches		lb	
2		0.3	\$124.50
2 1/2		0.4	129.00
3		0.6	135.00
4		0.7	140.50

NOTE: Items listed in shaded areas are non-cancellable and non-returnable.

Concentric Reducer

NO. 650

Groove x Groove
Refer to publication 22.04



COPPER FITTING – CONCENTRIC REDUCER – GRV X GRV

Nominal Size				Approx. Weight Each		Price Each
inches				lb		
2 1/2	x	2		1.00		\$339.50
3	x	2		0.95		339.50
			2 1/2	1.03		339.50
4	x	2		1.65		690.00
			2 1/2	1.95		690.00
			3	2.02		690.00
5	x	3		6.30		1931.50
			4	6.30		1931.50
6	x	3		6.40		2090.50
			4	6.50		2090.50
			5	6.70		2090.50
8	x	6		10.00		3668.00

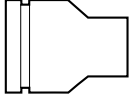
Copper Connection for Grooved Copper Tubing

Concentric Reducer

NO. 652

Groove x Cup

Refer to publication 22.04



COPPER FITTING – CONCENTRIC REDUCER – GRV X CUP

Nominal Size		Approx. Weight Each	Price Each
inches		lb	
2	x 1	0.5	\$280.50
	x 1¼	0.5	280.50
	x 1½	0.5	280.50
2½	x 1	0.8	343.00
	x 1¼	0.6	343.00
	x 1½	0.7	343.00
	x 2	0.7	343.00
3	x 1½	1.1	425.00
	x 2	1.0	425.00
4	x 2	2.0	785.50

NOTE: Items listed in shaded areas are non-cancellable and non-returnable.

Dielectric Waterway Transition Fittings

For copper tube CTS to carbon steel IPS connections, see Section 1 – Grooved IPS Pipe Fittings.

Copper Connection Butterfly Valve

SERIES 608N

Refer to publication 22.14



SERIES 608N WITH LEVER HANDLE OR GEAR OPERATOR

Copper Size	Bare Valve	Lever Operator	Gear Operator
inches	Price Each		
2½	\$2027.50	\$2490.00	\$4079.00
3	2265.00	2737.00	4320.50
4	2998.50	3461.50	5048.50
6	4236.00	4704.50	6286.00

NOTE: Items listed in shaded areas are non-cancellable and non-returnable.

Copper Connection for Grooved Copper Tubing

GDC-CTS Go/No-Go
Groove Diameter Cable

Model	Part Number	Purchase Price
GDC-CTS Go/No-Go Groove Diameter Cable	R051GDCASY	\$70.00

For 2 – 8” CTS Standard – Types
K, L, M Hard-Drawn Copper
Tubing Per ASTM B88 and
Drain-Waste-Vent (DWV) Per
ASTM B306



Aluminum Products



Products for Grooved Aluminum Pipe

Aluminum Coupling

STYLES 77A AND 78A

Aluminum couplings and fittings available. Refer to publication 21.01 for Style 77A Coupling, publication 21.02 for Style 78A Coupling, or publication 21.03 for Aluminum Fitting technical information. Contact Victaulic for product availability and pricing.

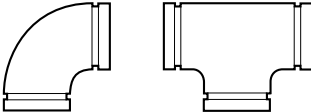


Style 77A



Style 78A

Aluminum Fittings



No. 10A Elbow

No. 20A Tee

Stainless Steel Products



Products for Grooved Stainless Steel Pipe

Ductile Iron Galvanized Coupling for Stainless Steel Applications

Please see Gasket Selection Guide or publication 05.01 for available gasket compounds and service guidelines.

Rigid Coupling

STYLE 89

Refer to publication 17.24



STYLE 89 – GRADE “E” OR “T” GASKET

PIPE inches		Approx. Wgt. Ea. lb	Price Each		PLATED BOLT & NUT	
Nominal Size	Outside Dia.		COUPLING COMPLETE † Galvanized With Grade “E” or “T” Gasket	COUPLING COMPLETE † Galvanized With Grade “E” or “T” Flush-Seal Gasket	No.	Size § inches
2	2.375	3.1	\$172.00	\$233.50	2	5/8 x 2 3/4
2 1/2	2.875	4.0	200.50	282.50	2	5/8 x 3 1/2
3	3.500	4.3	224.00	297.50	2	5/8 x 3 1/2
4	4.500	7.5	311.50	419.00	2	3/4 x 4 1/4
5	5.563	12.5	529.50	772.00	2	3/4 x 4 1/4
6	6.625	16.0	529.50	772.00	2	7/8 x 5 1/2
8	8.625	26.1	847.00	1048.00	2	1 x 5 1/2
10	10.750	32.8	1481.50	1741.00	2	1 x 6 1/2
12	12.750	46.0	1719.50	2043.00	2	1 x 6 1/2

NOTE: Items listed in shaded areas are non-cancellable and non-returnable.

NOTE: Painted Style 89 couplings available upon request. Contact our Engineered Product Group for details.

† Surcharge for couplings supplied without gasket. Contact Victaulic for pricing.

§ Metric thread size bolts available. Contact Victaulic.

Rigid Coupling for Potable Water Applications

STYLE 889

Refer to publication 17.29



STYLE 889 – GRADE “P” GASKET

PIPE Nominal Size	Approx. Wgt. Ea. lb	COUPLING COMPLETE † With Grade “P” Gasket		Spare Parts	
		Price Each		Plated Bolt & Nut	
inches		Painted	Galv.	No.	Size Inches
2	3.1	\$158.00	\$172.00	2	5/8 x 2 3/4
2 1/2	4.0	184.50	200.50	2	5/8 x 3 1/2
3	4.3	207.00	224.00	2	5/8 x 3 1/2
4	8.0	288.00	311.50	2	3/4 x 4 1/4
6	15.5	489.00	529.50	2	7/8 x 5 1/2
8	25.8	779.50	847.00	2	1 x 5 1/2
10	34.7	1362.50	1481.50	2	1 x 6 1/2
12	41.2	1582.50	1719.50	2	1 x 6 1/2

† Surcharge for couplings supplied without gasket. Contact Victaulic for pricing.

NOTE: Items listed in shaded areas are non-cancellable and non-returnable.

NOTE: Available with stainless steel bolts and nuts. Contact Victaulic for pricing.

NOTE: See Spare Parts Section for spare bolt and nut prices.



Products for Grooved Stainless Steel Pipe

AGS[®] Rigid Coupling

(FOR STAINLESS STEEL PIPE)
STYLE W89

Refer to publication 20.15



AGS STYLE W89 – GRADE “E” OR “T” FLUSH-SEAL™ GASKET

PIPE inches		Approx. Wgt.Ea. lb	Price Each		PLATED BOLT & NUT	
Nominal Size	Outside Dia.		COUPLING COMPLETE † Galvanized With Grade “E” or “T” Flush-Seal Gasket	COUPLING COMPLETE † Galvanized With Grade “L” Flush-Seal Gasket	No.	Size § inches
14	14.000	65.0	\$1866.50	\$4183.00	2	1 ¹ / ₈ x 5 ¹ / ₂
16	16.000	80.0	2432.50	4781.00	2	1 ¹ / ₈ x 5 ¹ / ₂
18	18.000	93.0	2815.00	5161.50	2	1 ¹ / ₈ x 5 ¹ / ₂
20	20.000	114.0	3342.00	5588.00	2	1 ¹ / ₈ x 5 ¹ / ₂
22	20.000	110.0	+	+	2	1 ¹ / ₈ x 6
24	24.000	190.0	4933.00	6772.00	2	1 ¹ / ₈ x 5 ¹ / ₂

NOTE: Items listed in shaded areas are non-cancellable and non-returnable.

† Surcharge for couplings supplied without gasket. Contact Victaulic for pricing.

§ Metric thread size bolts available. Contact Victaulic.

+ Quoted on application. Contact Victaulic for pricing and availability.

Products for Grooved Stainless Steel Pipe

Stainless Steel and Duplex Couplings

NOTE: For 1/2 – 2" stainless steel pipe refer to Section 9 Vic-Press™ System for Schedule 10S Stainless Steel Pipe

Rigid Coupling

STYLE 489 CF8M

Refer to publication 17.25



1 1/2 – 4"



6 – 12"

STYLE 489 – GRADE "E" OR "T" GASKET

PIPE inches		Approx. Weight Ea. lb	Price Each		STAINLESS STEEL BOLT & NUT		
Nominal Size	Outside Dia.		COUPLING COMPLETE † With Grade "E" or "T" Gasket	COUPLING COMPLETE † With Grade "E" or "T" Flush-Seal Gasket	No.	Size § inches	Price Each
1 1/2	1.900	1.6	\$428.50	\$484.50	2	3/8 x 2 1/2	\$194.00
2	2.375	1.6	478.00	558.00	2	3/8 x 2 1/2	194.00
2 1/2	2.875	1.9	526.00	595.50	2	3/8 x 2 1/2	194.00
3	3.500	2.8	586.50	654.50	2	1/2 x 2 3/4	272.50
4	4.500	4.0	739.00	836.00	2	1/2 x 2 3/4	272.50
6	6.625	14.5	1702.00	2292.00	2	7/8 x 5 1/2	598.00
8	8.625	22.8	3544.00	3726.50	2	1 x 5 1/2	783.00
10	10.750	28.4	4176.00	4410.00	2	1 x 6 1/2	775.50
12	12.750	36.6	5876.50	6162.00	2	1 x 6 1/2	775.50

NOTE: Items listed in shaded areas are non-cancellable and non-returnable.

† Surcharge for couplings supplied without gasket. Contact Victaulic for pricing.

§ Metric thread size bolts available. Contact Victaulic.

AGS Stainless Steel Rigid Coupling

STYLE W489

Refer to publication 20.17



STYLE W489 – GRADE "E" OR "T" GASKET

PIPE inches		Approx. Weight Ea. lb	Price Each	STAINLESS STEEL BOLT & NUT	
Nominal Size	Outside Dia.			No.	Size § inches
14	14.000	65.0	\$6324.50	2	1 1/8 x 5 1/2
16	16.000	80.0	9539.00	2	1 1/8 x 5 1/2
18	18.000	93.0	9630.50	2	1 1/8 x 5 1/2
20	20.000	114.0	11075.00	2	1 1/8 x 5 1/2
24	24.000	181.0	12404.00	2	1 1/8 x 5 1/2

NOTE: Items listed in shaded areas are non-cancellable and non-returnable.

† Surcharge for couplings supplied without gasket. Contact Victaulic for pricing.

§ Metric thread size bolts available. Contact Victaulic.

Products for Grooved Stainless Steel Pipe

Duplex Rigid Coupling

STYLE 489DX CE8MN

Refer to publication 17.33



STYLE 489DX – GRADE “E3” GASKET OR FLUSH-SEAL™ GASKET

PIPE Inches		Approx. Weight Ea.	Price Each		STAINLESS STEEL BOLTS, SILICON BRONZE NUTS, STAINLESS STEEL WASHERS		
Nominal Size	Outside Dia.	Lbs	COUPLING COMPLETE † With Grade “E3” Gasket	COUPLING COMPLETE † With Grade “E3” Flush-Seal Gasket	No.	Size § Inches	Price Each
2	2.375	3.0	\$565.00	\$676.50	2	1/2 x 2 3/4	\$194.00
2 1/2	2.875	3.9	619.50	716.50	2	5/8 x 3 1/2	194.00
3	3.500	4.6	694.00	782.50	2	5/8 x 3 1/2	272.50
4	4.500	8.5	870.50	1005.00	2	3/4 x 4 1/4	272.50
6	6.625	15.5	2087.00	2292.00	2	7/8 x 5 1/2	598.00
8	8.625	24.0	4186.50	4411.50	2	1 x 5 1/2	783.00
10	10.750	33.0	4930.00	5224.00	2	1 x 6 1/2	775.50
12	12.750	40.0	6938.50	7292.00	2	1 x 6 1/2	775.50

NOTE: Items listed in shaded areas are non-cancellable and non-returnable.

† Surcharge for couplings supplied without gasket. Contact Victaulic for pricing.

§ Metric thread size bolts available. Contact Victaulic.

+ Quoted on application. Contact Victaulic for pricing and availability.

Flexible Coupling

STYLE 475

CF8M

(FORMERLY NAMED STYLE 471)

Refer to publication 17.14



STYLE 475 – GRADE “E”, “EW” OR “T” GASKET OR FLUSH-SEAL™ GASKET

Pipe inches	Approx. Weight Each	Price Each		STAINLESS STEEL BOLT & NUT		
Nominal Size	lb	COUPLING COMPLETE † With Grade “E”, “EW” or “T” Gasket	COUPLING COMPLETE † With Grade “E”, “EW” or “T” Flush-Seal Gasket	No.	Size § inches	Price Each
1	1.6	\$329.50	\$391.00	2	3/8 x 2	\$194.00
1 1/4	2.4	385.00	438.00	2	3/8 x 2	194.00
1 1/2	2.6	428.50	484.00	2	3/8 x 2	194.00
2	1.7	478.00	558.00	2	3/8 x 2	194.00
2 1/2	1.9	526.00	595.50	2	3/8 x 2	194.00
3	2.8	586.50	654.50	2	1/2 x 2 3/4	272.50
4	4.0	739.00	836.00	2	1/2 x 2 3/4	272.50

NOTE: Items listed in shaded areas are non-cancellable and non-returnable.

† Surcharge for couplings supplied without gasket. Contact Victaulic for pricing.

§ Metric thread size bolts available. Contact Victaulic.

Products for Grooved Stainless Steel Pipe

Duplex Flexible Coupling

STYLE 475DX
CE8MN

Refer to publication 17.34



STYLE 475DX – GRADE “EW” OR “E” GASKET OR FLUSH-SEAL™ GASKET

PIPE Inches	Approx. Weight Each	Price Each		STAINLESS STEEL BOLT & NUT		
		COUPLING COMPLETE † With Grade “EW” Gasket	COUPLING COMPLETE † With Grade “E” Flush-Seal Gasket	No.	Size § Inches	Price Each
Nominal Size	Lbs					
1	1.3	\$389.50	\$480.50	2	$\frac{3}{8}$ x 2	\$194.00
1 $\frac{1}{4}$	1.4	452.50	528.50	2	$\frac{3}{8}$ x 2	194.00
1 $\frac{1}{2}$	1.5	505.50	580.50	2	$\frac{3}{8}$ x 2	194.00
2	1.7	565.00	676.50	2	$\frac{3}{8}$ x 2	194.00
2 $\frac{1}{2}$	1.9	620.50	716.50	2	$\frac{3}{8}$ x 2	194.00
3	2.9	694.00	782.50	2	$\frac{1}{2}$ x 2 $\frac{3}{4}$	272.50
4	4.2	870.50	1005.00	2	$\frac{1}{2}$ x 2 $\frac{3}{4}$	272.50

NOTE: Items listed in shaded areas are non-cancellable and non-returnable.

† Surcharge for couplings supplied without gasket. Contact Victaulic for pricing.

§ Metric thread size bolts available. Contact Victaulic.

Flexible Coupling

STYLE 77DX
CE8MN

Refer to publication 17.20



STYLE 77DX – GRADE “E”, “EW”, OR “T” GASKET OR FLUSH-SEAL™ GASKET

Pipe		Approx. Wgt. Each	Price Each		Spare Parts		
inches			COUPLING COMPLETE † With Grade “E”, “EW” or “T” Gasket	COUPLING COMPLETE † With Grade “E”, “EW” or “T” Flush-Seal Gasket	STAINLESS STEEL BOLTS, SILICON BRONZE NUTS, STAINLESS STEEL WASHERS		
Nom. Size	Outside Diameter	lb			No.	Size § inches	Price Each
$\frac{3}{4}$	1.050	1.2	\$668.00	\$724.00	2	$\frac{3}{8}$ x 2	\$194.00
1	1.315	1.8	702.50	756.50	2	$\frac{3}{8}$ x 2	194.00
1 $\frac{1}{4}$	1.660	2.0	782.50	840.00	2	$\frac{3}{8}$ x 2	194.00
1 $\frac{1}{2}$	1.900	2.3	731.50	788.00	2	$\frac{3}{8}$ x 2	194.00
2	2.375	3.0	906.50	962.00	2	$\frac{3}{8}$ x 2	194.00
2 $\frac{1}{2}$	2.875	3.1	926.50	999.00	2	$\frac{3}{8}$ x 2	194.00
3	3.500	4.7	984.50	1053.00	2	$\frac{1}{2}$ x 2 $\frac{3}{4}$	272.50
4	4.500	6.8	1462.00	1556.50	2	$\frac{5}{8}$ x 3 $\frac{1}{2}$	272.50
6	6.625	8.5	2431.50	2646.50	2	$\frac{3}{4}$ x 4 $\frac{1}{4}$	384.00

NOTE: Items listed in shaded areas are non-cancellable and non-returnable.

† Coupling less gasket is additional. Contact Victaulic for details.

NOTE: This product is supplied standard in CE8MN Duplex Stainless Steel. Reference submittal 17.20 for details.

§ Metric thread size bolts available. Contact Victaulic.

Products for Grooved Stainless Steel Pipe

Flexible Coupling

STYLE 77S

Refer to publication 17.03



STYLE 77S – GRADE “E”, “EW” OR “T” GASKET OR FLUSH-SEAL™ GRADE “E”, “EW” OR “T” GASKET

PIPE inches		Approx. Wgt. Each	Price Each		STAINLESS STEEL BOLT & NUT		
Nominal Size	Outside Diameter		COUPLING COMPLETE † With Grade “E”, “EW” or “T” Gasket	COUPLING COMPLETE † With Grade “E”, “EW” or “T” Flush-Seal Gasket	No.	Size § inches	Price Each
3/4	1.050	1.2	\$282.00	+	2	3/8 x 2	\$194.00
1	1.315	1.6	466.50	+	2	3/8 x 2	194.00
1 1/4	1.660	2.4	546.00	\$563.00	2	3/8 x 2	194.00
1 1/2	1.900	2.6	608.00	+	2	3/8 x 2	194.00
2	2.375	3.0	679.00	+	2	3/8 x 2	194.00
2 1/2	2.875	3.1	746.00	+	2	3/8 x 2	194.00
3	3.500	4.7	831.00	+	2	1/2 x 2 3/4	272.50
4	4.500	6.8	1048.00	+	2	1/2 x 2 3/4	272.50
6	6.625	8.5	2415.00	2488.00	2	5/8 x 3 1/4	384.00
8	8.625	23.5	5039.00	5227.00	2	7/8 x 5	598.00
10	10.750	33.0	5909.50	6153.50	2	1 x 6	630.00
12	12.750	35.0	8125.50	8424.00	2	1 x 6 1/2	775.50
14	14.000	37.0	8917.50	9143.50	2	1 x 6 1/2	833.50
16	16.000	53.0	13450.00	13761.00	4	1 x 5 1/2	+
18	18.000	62.0	13641.50	14317.50	4	1 x 5 1/2	+

NOTE: Items listed in shaded areas are non-cancellable and non-returnable.

+ Quoted on application. Contact Victaulic for pricing and availability.

† Surcharge for couplings supplied without gasket. Contact Victaulic for pricing.

§ Metric thread size bolts available. Contact Victaulic.

Stainless Steel Vic-Flange Adapter

STYLE 441

Refer to publication 17.27



STYLE 441 – STAINLESS STEEL VIC-FLANGE ADAPTERS

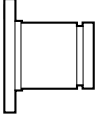
PIPE inches	Approx. Weight Each lb	Price Each
2	3.0	\$474.50
2 1/2	4.3	570.00
3	4.8	626.50
4	6.9	823.00
6	9.5	1034.50

For spare parts see page 22.

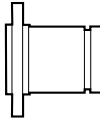
Products for Grooved Stainless Steel Pipe

Stainless Steel Flange Adapter Nipples

NO. 445F AND NO. 445R
Refer to publication 17.27



No. 445F
ANSI B16.5 Class 150
Flat Face



No. 445R
ANSI B16.5 Class 150
Raised Face

NO. 445F AND NO. 445R – STAINLESS STEEL FLANGE ADAPTER

Nominal Size	End to End	Approx. Weight Each	No 445F		No. 445R	
			Price Each		Price Each	
			Type 304L	Type 316L	Type 304L	Type 316L
1¼	4.00	3.3	\$982.00	+	-	-
1½	4.00	3.9	1175.50	+	\$982.00	-
2	4.00	6.2	1175.50	+	1175.50	\$1197.00
2½	4.00	9.9	+	+	+	+
3	4.00	11.4	1706.50	\$1842.50	1706.50	1842.50
4	6.00	18.4	2385.00	2575.50	2385.00	2575.50
5	6.00	21.3	+	+	+	+
6	6.00	27.5	3210.50	3433.00	3210.50	3433.00
8	6.00	41.3	4382.50	5252.00	4382.50	5252.00
10	8.00	59.8	5975.50	+	5637.50	6553.00
12	8.00	88.2	9898.00	12617.50	9898.00	12617.50

NOTE: Items listed in shaded areas are non-cancellable and non-returnable.

+ Quoted on application. Contact Victaulic for pricing and availability.

Products for Grooved Stainless Steel Pipe

Stainless Steel Mechanical-T Branch Outlet

STYLE 422

Refer to publication 17.02



Grooved Branch



Threaded Branch



STYLE 422 BRANCH OUTLET

Size		Complete <i>Mechanical-T</i>					Spare Parts	
Inches		Grooved Branch		Threaded Branch			Bolts & Nuts Size	Standard Grade "E" Gaskets
		Stainless Steel Upper Housing, Galvanized Lower Housing	Approx. Wgt. Ea.	Stainless Steel Upper Housing, Galvanized Lower Housing	Stainless Steel Upper Housing, Stainless Steel Lower Housing	Approx. Wgt. Ea.		
Run x Brch.		Approx. Wgt. Ea. Lbs	Price Each	Lbs	Price Each	Price Each	Inches	Price Each
2	x 3/4	-	-	3.0	\$311.00	\$503.00	1/2 x 2 3/4	+
	1	-	-	3.0	311.00	503.00	1/2 x 2 3/4	\$41.50
2 1/2	x 3/4	-	-	3.2	355.00	551.50	1/2 x 2 3/4	+
	1	-	-	3.2	355.00	551.50	1/2 x 2 3/4	+
3	x 3/4	-	-	3.4	399.50	551.50	1/2 x 2 3/4	+
	1	-	-	3.4	399.50	551.50	1/2 x 2 3/4	41.50
	1 1/2	-	-	5.0	444.00	709.50	1/2 x 2 3/4	48.50
	2	4.6	\$473.00	5.3	444.00	912.00	1/2 x 3 1/4	48.50
4	x 3/4	-	+	5.1	489.50	889.00	1/2 x 3 1/4	+
	1	-	489.50	5.0	489.50	889.00	1/2 x 3 1/4	41.50
	1 1/2	-	-	5.6	543.00	940.50	1/2 x 3 1/4	48.50
	2	4.6	578.00	6.0	543.00	1030.00	1/2 x 3 1/4	48.50
	3	6.4	575.00	6.4	-	-	1/2 x 3 1/4	58.00
6	x 3/4	-	-	9.1	666.50	2798.50	5/8 x 5	+
	1	-	-	9.0	666.50	2798.50	5/8 x 5	41.50
	1 1/2	-	-	8.3	739.50	2860.50	5/8 x 5	48.50
	2	5.6	788.00	8.9	739.50	2857.00	5/8 x 5	48.50
	3	8.4	757.00	8.4	-	-	3/4 x 5	58.00
	4	10.1	788.00	10.1	-	-	3/4 x 5	76.00
8	x 3/4	-	-	13.4	1097.50	1759.50	3/4 x 4 1/4	+
	1	-	-	13.3	1097.50	1758.50	3/4 x 4 1/4	41.50
	1 1/2	-	-	12.6	1097.50	1758.50	3/4 x 4 1/4	48.50
	2	11.6	1169.50	11.8	1097.50	1758.50	3/4 x 4 1/4	55.00
	3	11.6	1158.50	11.6	-	-	3/4 x 4 1/4	58.00
	4	12.5	1124.00	12.5	-	-	3/4 x 4 1/4	76.00
10	x 3/4	-	-	17.0	+	2146.50	3/4 x 4 1/4	+
	1	-	-	16.8	+	2146.50	3/4 x 4 1/4	+
	1 1/2	-	-	16.2	+	2146.50	3/4 x 4 1/4	48.50
	2	-	-	15.4	+	2146.50	3/4 x 4 1/4	+

NOTE: Items listed in shaded areas are non-cancellable and non-returnable.

+ Quoted on application. Contact Victaulic for pricing and availability.

Products for Grooved Stainless Steel Pipe

Stainless Steel Riser Anchor

NO. A10S

Refer to publication 17.70



NO. A10S STAINLESS STEEL RISER ANCHOR

Nominal Size	Approx. Weight Each	Price Each
inches	lb	
2	14.0	\$2078.00
2½	18.0	2318.50
3	24.0	2398.50
4	32.0	3676.50
5	40.0	3995.50
6	80.0	4396.00
8	100.0	5114.00
10	145.0	6551.50
12	178.3	7351.50

NOTE: Items listed in shaded areas are non-cancellable and non-returnable.

Stainless Steel Riser Anchor for Tight Spaces

NO. A40S

Refer to publication 17.74



NO. A40S STAINLESS STEEL RISER ANCHOR FOR TIGHT SPACES

Nominal Size	Approx. Weight Each	Price Each
inches	lb	
2	10.1	\$2954.00
2½	14.3	3105.50
3	18.9	3408.00
4	25.9	3833.00
5	33.9	4165.50
6	59.9	4582.50
8	81.9	5332.00
10	121.5	6831.00
12	146.8	7664.00

NOTE: Items listed in shaded areas are non-cancellable and non-returnable.

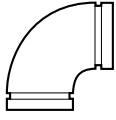
ANSI Sch. 10S Stainless Steel Fittings

Standard Schedule 10S, Type 304L and Type 316L Stainless Steel Fittings

Stainless steel fittings are globally sourced. For domestically manufactured fittings, contact Victaulic for pricing and delivery.

Elbows

Refer to publication 17.16



No. 410 SS



No. 411 SS



ELBOWS – 90° ELBOW OR 45° ELBOW

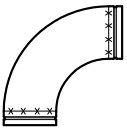
Nominal Size	90° Elbow No. 410 SS				45° Elbow No. 411 SS			
	Approx. Weight Each	Center to End	Price Each		Approx. Weight Each	Center to End	Price Each	
			Type 304L	Type 316L			Type 304L	Type 316L
Inches	lb	Inches	Type 304L	Type 316L	lb	Inches	Type 304L	Type 316L
1	0.6	2.88	–	\$235.50	0.6	2.00	–	\$214.50
1¼	0.8	3.13	–	240.00	0.8	2.00	–	215.50
1½	1.0	3.50	–	240.50	1.0	2.13	–	219.00
2	1.6	4.50	–	269.50	2.4	2.75	–	240.50
2½	2.2	5.00	–	364.50	2.2	2.88	–	315.50
3	1.3	4.50	\$352.00	436.50	1.3	2.00	\$324.50	401.00
4	2.3	6.00	501.00	623.00	2.3	2.50	462.50	573.50
6	5.5	9.00	1315.50	1641.50	5.5	3.75	869.50	1085.50
8	11.0	12.00	2284.00	2850.50	11.0	5.00	1485.50	1854.50
10	18.5	15.00	4506.00	5629.50	18.5	6.25	3469.00	4058.00
12	28.4	18.00	7060.50	8821.00	28.4	7.50	4786.00	5983.50

NOTE: Items listed in shaded areas are non-cancellable and non-returnable.

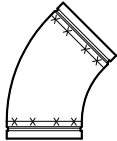
Note: 1 – 2½" available as Type 316 stainless only.

AGS™ AGS Elbows

Refer to publication 17.05



No. W410
14 – 24"
with Welded
Tangents



No. W411
14 – 24"
with Welded
Tangents

AGS ELBOWS – 90° ELBOW OR 45° ELBOW

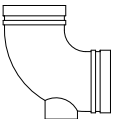
Nom. Size	90° Elbow No. W410				45° Elbow No. W411			
	Approx. Wgt. Ea. lb	C - E Inches	Price Each		Approx. Wgt. Ea. lb	C - E Inches	Price Each	
			Type 304L	Type 316L			Type 304L	Type 316L
Inches			Type 304L	Type 316L			Type 304L	Type 316L
14	102.0	24.00	+	+	83.0	11.75	+	+
16	123.5	27.00	+	+	101.0	13.00	+	+
18	281.0	30.00	+	+	129.0	14.25	+	+
20	350.0	33.00	+	+	165.3	15.50	+	+
24	503.7	39.00	+	+	264.5	18.00	+	+

NOTE: Items listed in shaded areas are non-cancellable and non-returnable.

+ Quoted on application. Contact Victaulic for pricing and availability.

Drain Elbow

Refer to publication 17.16



No. 410-DR

DRAIN ELBOW – 90° ELBOW

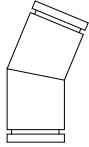
Nominal Size	Approx. Weight Each	Price Each
Inches	lb	Type 304L
2	2.0	\$1298.50
2½	2.9	1443.00
3	3.8	1582.00
4	6.4	1751.00
6	13.5	4600.00

NOTE: Items listed in shaded areas are non-cancellable and non-returnable.

ANSI Sch. 10S Stainless Steel Fittings

Elbows †

Refer to publication 17.16



No. 412 SS



No. 413 SS

ELBOWS – 22½° ELBOW OR 11¼° ELBOW

Nominal Size	22½° Elbow No. 412 SS				11¼° Elbow No. 413 SS			
	Approx. Weight Each	Center to End	Price Each		Approx. Weight Each	Center to End	Price Each	
			Type 304L	Type 316L			Type 304L	Type 316L
Inches	lb	Inches	Type 304L	Type 316L	lb	Inches	Type 304L	Type 316L
¾	–	1.63	+	\$581.00	–	1.38	+	\$478.50
1	0.5	1.63	+	645.50	0.2	1.38	\$444.50	478.50
1¼	0.6	1.75	+	678.50	0.4	1.38	+	+
1½	0.6	1.75	\$661.00	713.50	0.4	1.38	444.50	493.00
2	1.0	1.88	600.50	827.00	0.7	1.38	493.00	547.50
2½	1.4	2.00	582.50	874.50	0.7	1.50	+	739.50
3	1.7	2.25	759.50	949.50	1.2	1.50	677.50	797.50
4	2.8	2.88	1090.21	1364.50	1.8	1.75	857.50	1008.00
6	5.8	3.18	1446.50	1808.00	3.4	2.00	1314.50	1641.50
8	9.2	3.88	2513.00	3141.00	4.6	2.00	2284.00	2850.50
10	13.6	4.38	4956.50	6196.00	5.3	2.13	4506.00	6273.00
12	19.2	4.88	7767.50	9709.00	14.1	2.25	7060.50	9828.00

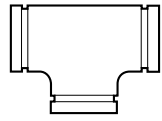
NOTE: Items listed in shaded areas are non-cancellable and non-returnable.

+ Quoted on application. Contact Victaulic for pricing and availability.

† Fittings are segmentally welded stainless steel.

Tee

Refer to publication 17.16



No. 420 SS



TEE

Nominal Size	Approx. Weight Each	Center to End	Price Each	
			Type 304L	Type 316L
inches	lb	Inches	Type 304L	Type 316L
1	0.7	2.25	\$700.00	\$728.50
1¼	1.5	3.13	819.00	+
1½	2.2	3.38	–	679.50
2	2.4	2.75	–	711.50
2½	3.7	3.13	–	867.50
3	3.1	3.75	898.00	1121.00
4	4.9	4.50	961.50	1200.50
6	11.7	5.88	1867.50	2618.50
8	20.4	7.75	2757.00	4866.00
10	34.4	8.88	5389.00	12424.50
12	52.4	10.38	8120.00	15839.00

NOTE: Items listed in shaded areas are non-cancellable and non-returnable.

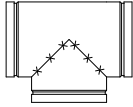
+ Quoted on application. Contact Victaulic for pricing and availability.

No. 20 SS Tees are Schedule 10S, Type 304L or 316L stainless steel from A403CR/S9.

ANSI Sch. 10S Stainless Steel Fittings

AGS™ AGS Tee

Refer to publication 17.05



No. W420

AGS TEE

Nom. Size	Aprx Wgt. Ea.	Tee - No. W420	
		Price Each	
Inches	lb	Type 304L	Type 316L
14	102.0	+	+
16	123.5	+	+
18	281.0	+	+
20	350.0	+	+
24	503.7	+	+

NOTE: Items listed in shaded areas are non-cancellable and non-returnable.

+ Quoted on application. Contact Victaulic for pricing and availability.

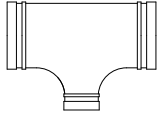
ANSI Sch. 10S Stainless Steel Fittings

Reducing Tee

SCHEDULE 10S 304/316

Segmentally welded – not a CR class fitting.

Refer to publication 17.16



No. 425 SS



REDUCING TEES

Nominal Size				Approx. Weight Each	Center to End Run	Center to End Branch	Price Each		
inches							lb	inches	inches
1½	x	1½	x	¾	1.3	2.75	2.75	\$601.50	\$876.00
				1	1.4	2.75	2.75	614.50	754.00
				1¼	1.5	2.75	2.75	627.00	771.50
2	x	2	x	¾	2.0	3.25	3.25	647.00	795.00
				1	2.1	3.25	3.25	661.00	779.50
				1¼	2.3	3.25	3.25	743.50	1010.50
				1½	2.4	2.75	2.75	840.00	1010.50
2½	x	2½	x	¾	2.8	3.75	3.75	763.50	1033.00
				1	3.0	3.75	3.75	841.00	1032.50
				1½	3.5	3.75	3.75	949.50	1037.00
				2	3.5	3.07	3.07	+	1021.00
				2½	3.1	3.75	3.23	1070.00	1330.50
3	x	3	x	¾	4.0	4.25	4.25	758.00	909.00
				1	4.1	4.25	4.25	843.00	965.00
				1¼	4.2	4.25	4.25	997.00	1187.50
				1½	4.3	4.25	4.25	1037.00	1246.50
				2	3.1	3.75	3.23	1110.50	1258.00
				2½	3.1	3.75	3.23	1070.00	1330.50
4	x	4	x	1	5.0	5.00	5.00	1427.00	+
				1¼	5.3	5.00	5.00	+	+
				1½	5.6	5.00	5.00	+	+
				2	4.4	4.47	3.82	1258.00	1505.00
				2½	4.9	4.47	3.82	1340.00	1609.50
				3	4.9	4.47	3.88	1477.00	1841.50
6	x	6	x	2	11.6	6.50	6.50	2757.00	3138.00
				2½	12.1	6.50	6.50	1893.00	+
				3	8.8	5.91	4.88	1903.00	2373.50
				4	9.5	5.91	5.12	2357.50	2813.00
8	x	8	x	2½	17.5	7.75	7.75	3147.50	4768.50
				3	18.0	7.75	7.75	+	+
				4	18.1	7.79	6.31	5550.00	6626.00
				6	18.5	7.79	6.62	7275.00	8918.00
10	x	10	x	3	29.0	9.00	9.00	4252.00	+
				4	30.0	9.00	9.00	4362.50	5325.50
				6	28.2	8.89	7.70	8876.00	11314.50
				8	31.3	8.89	8.59	8955.00	11411.50
12	x	12	x	6	43.0	10.00	10.00	6624.50	+
				8	40.1	10.39	9.51	12792.00	15965.50
				10	47.6	10.39	9.89	15290.00	19081.00

NOTE: Items listed in shaded areas are non-cancellable and non-returnable.

Other sizes available upon request. Contact Victaulic for details.

+ Quoted on application. Contact Victaulic for pricing and availability.

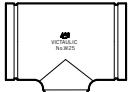
ANSI Sch. 10S Stainless Steel Fittings

AGS™ AGS Reducing Tee

SCHEDULE 10S 304/316

Segmentally welded – not a CR class fitting.

Refer to publication 17.05



No. W425

AGS REDUCING TEE

Size				Approx. Wgt. Each	AGS Reducing Tee No. W425		
Inches					Price Each		
Run x Branch				lb	Type 304L	Type 316L	
14	x	14	x		4	101.4	+
				6	101.4	+	+
				8	102.5	+	+
				10	105.1	+	+
				12	108.1	+	+
16	x	16	x	4	126.2	+	+
				6	126.2	+	+
				8	127.4	+	+
				10	129.8	+	+
				12	132.5	+	+
18	x	18	x	6	160.0	+	+
				8	161.0	+	+
				10	163.1	+	+
				12	165.6	+	+
				14	167.6	+	+
20	x	20	x	6	197.0	+	+
				8	198.5	+	+
				10	200.5	+	+
				12	202.9	+	+
				14	204.7	+	+
24	x	24	x	6	260.9	+	+
				8	270.0	+	+
				10	271.7	+	+
				12	273.8	+	+
				14	275.4	+	+
				16	275.3	+	+
				18	278.1	+	+
				20	282.1	+	+

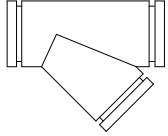
NOTE: Items listed in shaded areas are non-cancellable and non-returnable.

+ Quoted on application. Contact Victaulic for pricing and availability.

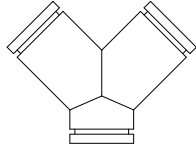
ANSI Sch. 10S Stainless Steel Fittings

45° Lateral, True Wye and Cross

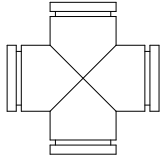
Refer to publication 17.16



No. 430 SS



No. 433 SS



No. 435 SS

NO. 430 SS 45° LATERAL, NO. 433 SS TRUE WYE AND NO. 435 SS CROSS

Nominal Size	45° Lateral No. 430 SS			True Wye No. 433 SS			Cross No. 435 SS		
	Approx. Weight Each	Price Each		Approx. Weight Each	Price Each		Approx. Weight Each	Price Each	
		Type 304L	Type 316L		Type 304L	Type 316L		Type 304L	Type 316L
Inches	lb			lb			lb		
3/4	0.8	+	+	0.6	+	+	0.7	+	+
1	1.4	+	+	0.9	+	+	1.1	+	+
1 1/4	1.9	+	+	1.2	+	+	1.6	+	+
1 1/2	2.6	+	+	1.4	+	+	1.9	+	+
2	3.3	+	+	1.8	+	+	2.7	+	+
2 1/2	5.3	+	+	2.5	+	+	3.6	+	+
3	6.5	+	+	3.4	+	+	5.8	+	+
4	11.2	+	+	5.1	+	+	8.0	+	+
6	20.9	+	+	10.7	+	+	13.4	+	+
8	33.1	+	+	16.6	+	+	22.1	+	+
10	47.5	+	+	31.6	+	+	54.9	+	+
12	79.2	+	+	38.4	+	+	52.8	+	+

NOTE: Items listed in shaded areas are non-cancellable and non-returnable.

+ Quoted on application. Contact Victaulic for pricing and availability.

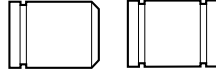
Adapter Nipples

Same prices apply for:

No. 442 SS – Grooved x Beveled

No. 443 SS – Grooved x Grooved

Refer to publication 17.16



No. 442 SS No. 443 SS
Grv. x Bev. Grv. x Grv.

Nom. Size	Price Per Length – Inches											
	3		4		6		8		10		12	
Inches	Type 304L	Type 316L	Type 304L	Type 316L	Type 304L	Type 316L	Type 304L	Type 316L	Type 304L	Type 316L	Type 304L	Type 316L
3/4	\$131.50*	\$140.00*	\$135.00	\$164.50	\$186.50	\$164.50	\$172.50	\$195.50	\$185.50	\$210.50	\$199.00	\$225.00
1	134.00*	145.00*	161.50	175.00	181.50	175.00	180.50	204.50	201.50	225.00	212.00	240.00
1 1/4	158.00	161.00	158.00*	161.00	175.00	181.00	202.00	228.50	216.50	244.50	232.00	262.00
1 1/2	163.50	178.50	163.50*	178.50*	183.00*	212.00	215.50	243.50	231.00	261.00	247.00	279.50
2	171.00*	195.50	171.00*	195.50*	231.50	231.50	217.50	246.00	233.50	264.00	250.00	282.50
2 1/2	187.50	213.00	187.50*	213.00*	187.50	240.50	220.00	249.00	236.50	267.50	313.00	354.00
3	244.00	245.00	216.50*	245.00*	244.00	267.00	286.50	324.00	308.00	348.50	360.50	408.00
4	259.00*	276.50	258.50*	291.50*	259.00*	276.50*	304.50	344.00	326.50	369.50	387.00	437.50
6	280.50*	326.00	280.50	326.00*	280.50*	326.00*	329.50	393.00	353.00	399.50	419.00	473.50
8	–	–	338.50	382.50	336.50*	528.00*	395.50	447.00	424.00	479.50	455.00	514.50
10	–	–	575.00	649.50	575.00	649.50	575.00*	759.00*	689.00	1045.00	753.00	851.00
12	–	–	734.00	824.50	729.50	824.50	731.00*	924.00*	758.00	856.50	874.50	988.50

NOTE: Items listed in shaded areas are non-cancellable and non-returnable.

* Standard nipple length per Victaulic publication 17.16.


ANSI Sch. 10S Stainless Steel Fittings

AGS Adapter Nipples

Refer to publication 17.05



No. W442
AGS Grooved x
Beveled



No. W443
AGS Grooved x
AGS Grooved



No. W449
AGS Grooved x Original Grooved

AGS ADAPTER NIPPLES –
NO. W442 AGS GROOVED X BEVELED,
NO. W443 AGS GROOVED X AGS GROOVED, OR
NO. W449 AGS GROOVED X ORIGINAL GROOVED

Nom. Size	Length	Approx. Wgt. Ea.	AGS Adapter Nipples – No. W442, W443, W449	
			Price Each	
			Type 304L	Type 316L
14	8	36.0	+	+
16	8	42.0	+	+
18	8	47.0	+	+
20	8	52.0	+	+
24	8	63.0	+	+

NOTE: Items listed in shaded areas are special order, non-cancellable and non-returnable items.

+ Quoted on application. Contact Victaulic for pricing and availability.

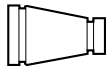
Please specify nipple style number when ordering.

* Other lengths available. Contact Victaulic for details.

Concentric Reducer

SCHEDULE 10S 304/316

Refer to publication 17.16



No. 450 SS



CONCENTRIC REDUCER

Nominal Size	Approx. Weight Each	Price Each	
		Type 304L	Type 316L
1½ x ¾	1.3	\$560.50	\$1198.00
1 x ¾	1.4	+	506.50
1½ x ¼	1.5	483.00	527.00
2 x ¾	2.0	637.50	886.50
1 x ¾	2.1	352.50	416.00
1½ x ¼	2.3	975.50	1233.00
1½ x ½	1.3	+	478.50
2½ x 1	3.0	1273.00	1473.50
1½ x ¼	2.8	+	1008.50
1½ x ½	2.3	-	+
2 x 2	1.7	+	599.50
3 x 1	4.0	1005.50	1310.00
1½ x ¼	4.1	1444.00	+
1½ x ½	4.2	983.00	1172.50
2 x 2	1.6	314.50	464.50
2½ x 2	1.5	259.00	320.50
4 x 2	3.9	419.00	731.00
2½ x 2	5.8	573.50	1077.50
3 x 3	2.0	299.00	373.00
6 x 2½	6.8	4802.50	6069.50
3 x 3	4.0	961.50	1198.50
4 x 4	4.2	731.00	910.50
8 x 4	5.3	3494.50	4367.00
6 x 6	7.0	1835.00	2289.00
10 x 6	8.8	4327.00	5409.00
8 x 8	11.5	4835.50	6042.00
12 x 8	13.2	6585.50	8229.50
10 x 10	17.0	6053.00	7561.00

NOTE: Items listed in shaded areas are non-cancellable and non-returnable.

+ Quoted on application. Contact Victaulic for pricing and availability.



ANSI Sch. 10S Stainless Steel Fittings

AGS™ AGS Concentric Reducer

SCHEDULE 10S 304/316
Refer to publication 17.05



No. W450

AGS CONCENTRIC REDUCER

Size		Approx. Wgt. Ea.	AGS Concentric Reducer No. W450	
			Price Each	
Inches		Lbs	Type 304L	Type 316L
14	x 6	32.3	+	+
	8	35.4	+	+
	10	38.7	+	+
	12	42.1	+	+
16	x 6	39.3	+	+
	8	42.4	+	+
	10	44.7	+	+
	12	47.1	+	+
	14	50.1	+	+
18	x 10	50.7	+	+
	12	54.1	+	+
	14	56.1	+	+
	16	59.1	+	+
20	x 12	81.7	+	+
	14	84.7	+	+
	16	89.7	+	+
	18	93.7	+	+
24	x 10	102.6	+	+
	12	107.9	+	+
	14	110.9	+	+
	16	113.9	+	+
	18	117.9	+	+
	20	124.5	+	+

NOTE: Items listed in shaded areas are non-cancellable and non-returnable.

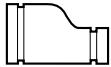
+ Quoted on application. Contact Victaulic for pricing and availability.

ANSI Sch. 10S Stainless Steel Fittings

Eccentric Reducer

SCHEDULE 10S 304/316

Refer to publication 17.16



No. 451 SS

ECCENTRIC REDUCER

Nominal Size inches	Approx. Weight Each lb	Price Each	
		Type 304L	Type 316L
1½ x ¾	1.3	+	+
	1.4	\$948.00	\$1088.50
	1.5	+	+
2 x ¾	2.0	+	+
	2.1	1894.50	1894.50
	2.3	2037.00	2174.00
	2.5	1076.00	1233.00
2½ x 1	2.8	-	-
	3.0	1308.00	1593.00
	3.5	1308.00	1593.00
3 x 1	4.0	+	+
	4.1	+	+
	4.2	+	+
	4.3	1322.00	1438.50
	4.5	1344.50	1542.50
4 x 2	4.8	3535.50	5124.50
	5.8	1647.50	2798.50
	5.9	2745.00	3426.00
6 x 2½	6.8	4802.50	+
	6.9	7929.00	+
	7.0	2896.50	4236.00

NOTE: Items listed in shaded areas are non-cancellable and non-returnable.

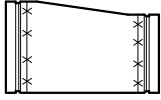
Other sizes available upon request. Contact Victaulic for details.

+ Quoted on application. Contact Victaulic for pricing and availability.

ANSI Sch. 10S Stainless Steel Fittings

AGS[®] AGS Eccentric Reducer

SCHEDULE 10S 304/316
Refer to publication 17.05



No. W451

AGS ECCENTRIC REDUCER

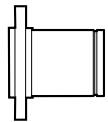
Size		Approx. Wgt. Ea.	AGS Eccentric Reducer No. W451	
Inches		Lbs	Price Each	
			Type 304L	Type 316L
14	x 6	32.3	+	+
	8	35.4	+	+
	10	38.7	+	+
	12	42.1	+	+
16	x 6	39.3	+	+
	8	42.4	+	+
	10	44.7	+	+
	12	47.1	+	+
	14	50.1	+	+
18	x 10	50.7	+	+
	12	54.1	+	+
	14	56.1	+	+
	16	59.1	+	+
20	x 12	81.7	+	+
	14	84.7	+	+
	16	89.7	+	+
	18	93.7	+	+
24	x 10	102.6	+	+
	12	107.9	+	+
	14	110.9	+	+
	16	113.9	+	+
	18	117.9	+	+
	20	124.5	+	+

NOTE: Items listed in shaded areas are non-cancellable and non-returnable.

+ Quoted on application. Contact Victaulic for pricing and availability.

AGS[®] AGS Flanged Adapter Nipple

Refer to publication 17.05



No. W445R

AGS FLANGED ADAPTER NIPPLES – ANSI 150 RAISED FACE

Nom. Size	Length	Approx. Wgt. Ea.	AGS Flanged Adapter Nipple – No. W445R	
Inches	Inches	Lbs	Price Each	
			Type 304L	Type 316L
14	8	122.0	+	+
16	8	136.0	+	+
18	8	168.0	+	+
20	8	208.0	+	+
24	8	274.0	+	+

NOTE: Items listed in shaded areas are non-cancellable and non-returnable.

+ Quoted on application. Contact Victaulic for pricing and availability.

NOTE: AGS products must **NOT** be used on pipe that has been grooved using Original Groove System (OGS) roll sets.

ANSI Sch. 10S Stainless Steel Fittings

Cap

TYPE 304/316

Refer to publication 17.16



No. 460 SS



CAP

Nominal Size	No. 460 SS			
	Approx. Weight Each	Thickness "T"	Price Each	
inches	inches	inches	Type 304L	Type 316L
¾	0.1	0.75	+	\$191.00
1	0.2	0.75	+	226.00
1¼	0.3	0.75	+	237.00
1½	0.4	0.75	+	246.50
2	0.6	1.13	+	339.50
2½	0.9	1.13	+	352.50
3	1.1	1.00	+	634.50
4	1.8	1.13	+	808.00
6	4.0	1.75	+	964.50
8	7.0	2.25	+	2269.00
10	17.8	2.75	+	2969.50
12	26.7	3.25	+	3455.50

NOTE: Items listed in shaded areas are non-cancellable and non-returnable.

+ Quoted on application. Contact Victaulic for pricing and availability.

AGS™ AGS Cap

TYPE 304/316

Refer to publication 17.05



No. W460

AGS CAP

Nom. Size	Approx. Wgt. Ea.	AGS Cap No. W460	
		Price Each	
Inches	lb	Type 304L	Type 316L
14	33.2	+	+
16	41.2	+	+
18	54.6	+	+
20	67.5	+	+
24	96.0	+	+

NOTE: Items listed in shaded areas are non-cancellable and non-returnable.

+ Quoted on application. Contact Victaulic for pricing and availability.

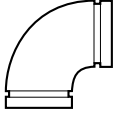
ANSI Sch. 40S Stainless Steel Fittings

Standard Schedule 40S, Type 304L and Type 316L Stainless Steel Fittings

Stainless steel fittings are globally sourced. For domestically manufactured fittings, contact Victaulic for pricing and delivery.

Elbows

Refer to publication 17.16



No. 410H SS



No. 411H SS



ELBOWS – 90° ELBOW OR 45° ELBOW

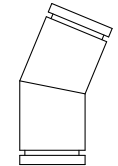
Nominal Size	90° Elbow No. 410H-SS			45° Elbow No. 411H-SS		
	Approx. Weight Each	Price Each		Approx. Weight Each	Price Each	
		Lbs	Type 304L		Type 316L	Lbs
1	0.7	\$749.00	\$935.00	0.6	\$711.00	\$888.00
1¼	1.3	760.50	949.50	0.9	727.00	901.00
1½	1.4	763.50	952.50	1.1	727.00	907.50
2	2.5	1334.50	1668.50	2.4	1319.00	1647.00
2½	3.8	1516.00	1894.50	2.8	1484.00	1853.50
3	5.4	1790.00	2247.00	4.1	1665.00	2081.50
4	12.0	2290.00	2878.00	4.8	2051.00	2561.00
6	29.3	4202.50	5277.50	17.0	3328.00	4159.00
8	59.0	6525.50	8154.50	34.0	5137.00	6421.50
10	99.0	11092.50	13864.00	58.3	7804.50	9586.50
12	142.0	15041.00	18800.50	85.0	7722.00	9652.50

NOTE: Items listed in shaded areas are non-cancellable and non-returnable.

+ Quoted on application. Contact Victaulic for pricing and availability.

Elbows †

Refer to publication 17.16



No. 412H SS



No. 413H SS

ELBOWS – 22½° ELBOW OR 11¼° ELBOW

Nominal Size	22½° Elbow No. 412H-SS			11¼° Elbow No. 413H-SS		
	Approx. Weight Each	Price Each		Approx. Weight Each	Price Each	
		Lbs	Type 304L		Type 316L	Lbs
¾	–	+	+	–	+	+
1	0.6	+	+	0.3	+	+
1¼	0.8	+	+	0.5	+	+
1½	0.8	+	\$1048.00	0.5	+	+
2	1.4	+	+	1.0	+	+
2½	2.3	+	+	1.1	+	+
3	3.1	\$1969.50	+	2.1	+	+
4	5.6	2520.00	3165.50	3.6	\$2290.00	\$3207.50
6	12.2	4623.00	5806.00	7.0	4202.50	5277.50
8	20.0	+	8970.00	10.1	+	+
10	30.0	+	+	11.8	+	+
12	40.0	+	+	29.3	+	+

NOTE: Items listed in shaded areas are non-cancellable and non-returnable.

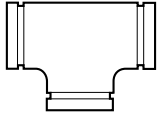
+ Quoted on application. Contact Victaulic for pricing and availability.

† Fittings are segmentally welded stainless steel.

ANSI Sch. 40S Stainless Steel Fittings

Tee

Refer to publication 17.16



No. 420H SS



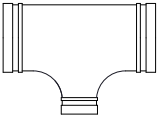
NO. 420H SS TEE

Nominal Size	Approx. Weight Each	Price Each	
		Type 304L	Type 316L
Inches	lb		
1	0.9	\$1867.00	\$2332.00
1¼	1.5	1894.50	2368.00
1½	1.7	1921.50	2401.50
2	2.5	2141.00	2675.50
2½	4.7	2250.50	2812.50
3	7.0	2578.50	3224.00
4	13.0	3786.00	4731.00
6	26.4	6526.50	8156.00
8	46.1	7129.50	8910.50
10	71.5	16523.50	20655.00
12	100.0	21064.50	26329.00

NOTE: Items listed in shaded areas are non-cancellable and non-returnable.

Reducing Tee

Refer to publication 17.16



No. 425H SS



NO. 425H SS REDUCING TEE

Nominal Size	Approx. Weight Each	Price Each	
		Type 304L	Type 316L
Inches	lb		
2 x 2 x 1	2.5	\$2636.00	\$3294.50
1¼	2.8	2962.50	3702.00
1½	3.2	3347.00	4183.00
2½ x 2½ x 1½	4.4	+	+
2	4.5	4223.00	5278.00
3 x 3 x 1½	4.5	4140.50	+
2	5.2	4431.50	5278.00
2½	5.6	4783.50	5978.50
4 x 4 x 2	10.2	5023.50	6279.00
2½	10.5	5374.50	+
3	11.6	5895.50	7368.50
6 x 6 x 2	22.0	6851.00	-
3	22.4	6851.00	8564.50
4	22.8	7067.50	8834.00
8 x 8 x 3	35.0	-	-
4	45.0	9937.00	12419.50
6	43.0	13377.00	16720.50
10 x 10 x 4	63.0	-	-
6	68.3	16969.50	21211.00
8	71.0	17117.00	+
12 x 12 x 6	73.0	-	-
8	75.0	23948.50	29934.50
10	77.0	28619.50	+

NOTE: Items listed in shaded areas are non-cancellable and non-returnable.

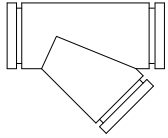
Other sizes available upon request. Contact Victaulic for details.

+ Quoted on application. Contact Victaulic for pricing and availability.

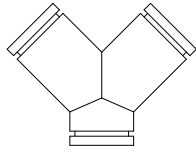
ANSI Sch. 40S Stainless Steel Fittings

45° Lateral, True Wye and Cross

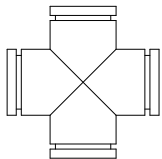
Refer to publication 17.16



No. 430H SS



No. 433H SS



No. 435H SS

NO. 430H SS 45° LATERAL, NO. 433H SS TRUE WYE AND NO. 435H SS CROSS

Nominal Size	45° Lateral No. 430H SS			True Wye No. 433H SS			Cross No. 435H SS			
	Approx. Weight Each	Price Each		Approx. Weight Each	Price Each		Approx. Weight Each	Price Each		
		lb	Type 304L		Type 316L	lb		Type 304L	Type 316L	lb
Inches										
3/4	1.0	+	+	0.7	+	+	0.9	+	+	
1	1.7	+	+	1.1	+	+	1.3	+	+	
1 1/4	2.5	+	+	1.5	+	+	2.1	+	+	
1 1/2	3.5	+	+	1.8	+	+	2.5	+	+	
2	4.6	+	+	2.5	+	+	3.8	+	+	
2 1/2	9.0	+	+	4.3	+	+	6.1	+	+	
3	11.7	+	+	6.1	+	+	10.5	+	+	
4	22.2	+	+	10.0	+	+	15.8	+	+	
6	43.6	+	+	22.3	+	+	28.0	+	+	
8	72.0	+	+	36.0	+	+	48.0	+	+	
10	105.0	+	+	69.9	+	+	121.5	+	+	
12	165.0	+	+	80.0	+	+	110.0	+	+	

NOTE: Items listed in shaded areas are non-cancellable and non-returnable.

+ Quoted on application. Contact Victaulic for pricing and availability.

Adapter Nipples

No. 440H SS – Grooved x Threaded

Refer to publication 17.16



No. 440H SS
Grv. x Thd.

Nom. Size	Price Per Length – Inches											
	3		4		6		8		10		12	
Inches	Type 304L	Type 316L	Type 304L	Type 316L	Type 304L	Type 316L	Type 304L	Type 316L	Type 304L	Type 316L	Type 304L	Type 316L
3/4	\$175.00*	\$181.50*	\$178.50	\$187.50	\$186.50	\$199.00	\$213.00	\$230.50	\$218.50	\$240.50	\$226.00	\$251.50
1	174.00*	186.50*	175.00	192.50	181.50	206.50	206.50	242.00	213.00	255.50	218.50	270.00
1 1/4	180.50	227.00	180.50*	227.00	187.50	399.50	215.50	308.50	221.50	339.00	230.50	370.50
1 1/2	213.00	231.50	213.00*	231.50*	231.50	261.00	271.50	313.00	291.50	343.50	230.50	374.50
2	213.00	242.00	213.00*	231.50*	231.50*	261.00	273.00	313.00	293.50	343.50	313.00	374.50
2 1/2	248.50	344.50	217.50*	242.00*	286.50	275.50	414.50	331.50	344.00	366.00	360.50	401.00
3	244.00	344.50	244.00	344.50	282.00	435.50	343.50	546.50	382.50	636.00	420.50	723.50
4	-	-	309.00	468.00	309.00*	468.00*	374.50	576.00	422.50	686.50	466.50	780.50
6	-	-	+	+	425.00	+	+	+	+	+	+	+
8	-	-	+	+	662.00	758.00	+	+	+	+	+	+
10	-	-	-	-	-	-	-	-	-	-	-	-
12	-	-	-	-	-	-	-	-	-	-	-	-

NOTE: Items listed in shaded areas are non-cancellable and non-returnable.

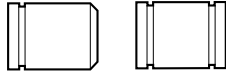
+ Quoted on application. Contact Victaulic for pricing and availability.

* Standard nipple length per Victaulic publication 17.16.

ANSI Sch. 40S Stainless Steel Fittings

Adapter Nipples

Same prices apply for:
 No. 442H SS – Grooved x Beveled
 No. 443H SS – Grooved x Grooved
 Refer to publication 17.16



No. 442H SS No. 443H SS
 Grv. x Bev. Grv. x Grv.



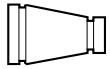
Nom. Size	Price Per Length – Inches											
	3		4		6		8		10		12	
Inches	Type 304L	Type 316L	Type 304L	Type 316L	Type 304L	Type 316L	Type 304L	Type 316L	Type 304L	Type 316L	Type 304L	Type 316L
3/4	\$175.00	\$181.50	\$178.50	\$187.50	\$186.50	\$199.00	\$213.00	\$230.50	218.50	239.50	226.00	251.50
1	174.00	186.50*	189.50	192.50	181.50	206.50	206.50	242.00	213.00	234.50	218.50	317.50
1 1/4	180.50	227.00	180.50	227.00	187.50	423.50	215.50	309.00	221.50	2426.50	230.50	370.50
1 1/2	213.00	231.50	213.00*	231.50*	231.50	261.00	271.50	313.00	291.50	3209.00	313.00	374.50
2	213.00	231.50	213.00*	231.50*	231.50	261.00	273.00	313.00	293.50	3221.50	313.00	374.50
2 1/2	217.50	242.00	248.50*	242.00*	246.50	275.50	298.50	331.50	383.50	379.00	360.50	401.00
3	244.00	344.50	244.00*	344.50*	501.50	435.50	343.50	546.50	382.50	4197.50	422.50	727.00
4	309.00	468.00	309.00	330.00	309.00*	468.00*	374.50	576.00	422.50	464.50	468.00	784.00
6	425.00	501.50	425.00	453.50	425.00*	501.50*	507.00	607.50	607.50	669.00	689.00	842.00
8	-	-	662.00	705.50	662.00*	758.00*	805.00	930.00	967.00	10640.00	1107.50	1297.00
10	-	-	874.50	1116.50	874.50	1112.00	874.50*	1112.00	1045.00	11478.00	1189.50	1543.00
12	-	-	1116.50	1189.50	1116.50	1652.50	1419.00	2099.50	1342.00	1477.00	1543.00	2343.50

NOTE: Items listed in shaded areas are non-cancellable and non-returnable.

* Standard nipple length per Victaulic publication 17.16.

Concentric Reducer

Refer to publication 17.16



No. 450H SS



CONCENTRIC REDUCER

Nominal Size	Approx. Weight Each	Price Each	
		Type 304L	Type 316L
2 x 1	2.1	\$1172.50	+
	2.4	+	+
	2.5	1172.50	\$1465.00
2 1/2 x 1	3.2	+	+
	3.4	+	+
	4.0	1467.00	1833.00
3 x 1 1/2	3.6	+	1538.50
	4.8	1594.00	1992.50
	5.5	1594.00	1992.50
4 x 2	6.8	+	+
	7.5	2334.50	2917.00
	8.6	2334.50	2917.00
6 x 3	15.0	2334.50	2917.00
	16.0	2997.50	3747.50
8 x 4	24.0	3768.50	+
	26.0	4471.50	5589.50
10 x 6	40.0	+	8249.50
	43.0	7527.00	9410.00
12 x 8	52.5	10901.00	13626.00
	57.0	11541.50	+

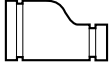
NOTE: Items listed in shaded areas are non-cancellable and non-returnable.

+ Quoted on application. Contact Victaulic for pricing and availability.

ANSI Sch. 40S Stainless Steel Fittings

Eccentric Reducer

Refer to publication 17.16



No. 451H SS

ECCENTRIC REDUCER

Nominal Size	Approx. Weight Each	Price Each	
		Type 304L	Type 316L
Inches	lb		
2 x 1	2.1	+	+
2 x 1¼	2.4	+	+
2 x 1½	2.5	\$3375.50	+
2½ x 1½	3.6	+	+
2½ x 2	4.0	5679.50	+
3 x 1½	3.6	+	+
3 x 2	4.8	5542.00	\$6927.00
3 x 2½	5.5	5735.00	7168.00
4 x 2	6.8	+	+
4 x 2½	7.5	+	+
4 x 3	8.6	9977.00	+
6 x 3	15.0	11042.50	13802.50
6 x 4	16.0	14282.50	14282.50
8 x 4	24.0	+	23208.00
8 x 6	26.0	19254.50	24068.00
10 x 6	40.0	+	+
10 x 8	43.0	+	+
12 x 8	52.5	20871.50	26089.00
12 x 10	57.0	22272.50	+

NOTE: Items listed in shaded areas are non-cancellable and non-returnable.

+ Quoted on application. Contact Victaulic for pricing and availability.

Cap

NO. 460H SS

Refer to publication 17.16



No. 460H SS



CAP

Nominal Size	Approx. Weight Each	Thickness "T"	Price Each	
			Type 304L	Type 316L
Inches	lb	Inches		
¾	0.2	0.91	\$288.00	\$333.50
1	0.3	0.91	288.00	333.50
1¼	0.6	0.94	308.50	352.50
1½	0.7	0.94	320.00	367.00
2	1.2	0.94	438.50	503.50
2½	1.7	0.97	457.00	523.50
3	2.6	0.97	817.50	+
4	4.6	1.03	1047.50	+
6	10.1	1.03	1248.50	+
8	21.8	6.25 *	2941.00	+
10	34	7.25 *	4044.00	+
12	47.9	8.50 *	5099.50	+

NOTE: Items listed in shaded areas are non-cancellable and non-returnable.

+ Quoted on application. Contact Victaulic for pricing and availability.

* 8 – 12" No. 460H SS sizes are dish caps. End-to-end dimensions are shown instead of thickness.

Products for IPS Stainless Steel Pipe

Stainless Steel Valves for Grooved IPS SS Pipe

Butterfly Valve

SERIES 250-S4

Refer to publication 17.69



10-Position Lever Lock Handle

Gear Operator

	2" (020)	2½" (024)	3" (030)	4" (040)	6" (060)	8" (080)
BARE VALVE						
BARE VALVE	\$1130.50	\$1473.00	\$1556.00	\$1929.50	\$3895.50	\$5185.50
PRICE OF VALVE COMPLETE WITH OPERATOR						
10-POSITION LEVER LOCK HANDLE						
10-POSITION LEVER LOCK HANDLE	\$1494.50	\$1841.00	\$1921.50	\$2294.00	\$4313.00	\$5607.00
GEAR OPERATOR - ALUMINUM						
Gear Operator	\$2729.50	\$3073.50	\$3152.00	\$3528.00	\$5493.50	\$6789.00
Gear Operator with Chain Wheel	3942.00	4286.00	4042.00	4388.50	6704.00	7998.00

NOTE: Items listed in shaded areas are non-cancellable and non-returnable.

V 020 250 S4 H 0 0

Type	Actual OD inch/mm	Size Code	Series	Configuration	Finish	Stem Material	Operator
V	2.375/60.3	020	250	S4 - OGS Groove 304 SS End Face and Disc Fluoroelastomer Blend Seat	H-Blue Coating	0 - 416 SS (Std.) 1 - 17-4 PH	0 - Bare Valve (no handle)
	2.875/73.0	024					2 - 10-Position Lever Lock Handle
	3.500/88.9	030					3 - Gear Operator
	4.500/114.3	040					6 - Gear Operator with Chainwheel
	6.625/168.3	060					
	8.625/219.1	080					

Products for IPS Stainless Steel Pipe

Vic-300 MasterSeal™ Stainless Steel Butterfly Valve

SERIES 461

Refer to publication 17.40



	2" (020)	2½" (024)	3" (030)	4" (040)	6" (060)	8" (080)	10" (100)	12" (120)
BARE VALVE								
EPDM (E) or Nitrile (T) Seat V - XXX - 461 - X - E - 0	\$1413.00	\$1841.00	\$1944.50	\$2411.50	\$4869.00	\$6481.50	\$13123.50	\$14827.50
Fluoroelastomer (CHP) Seat V - XXX - 461 - X - O - 0	1696.00	2280.00	2333.00	2894.50	5843.00	7777.50	15747.50	17792.50
PRICE OF VALVE COMPLETE WITH OPERATOR								
10-POSITION OPERATOR – ZINC PLATED								
EPDM (E) or Nitrile (T) Seat 10-Position Handle with Memory Stop V - XXX - 461 - X - E - 2	\$1868.00	\$2301.00	\$2401.50	\$2867.00	\$5391.00	\$7008.50	-	-
Fluoroelastomer (CHP) Seat 10-Position Handle with Memory Stop V - XXX - 461 - X - O - 2	2241.00	2760.50	2881.50	3440.00	6469.50	8410.50	-	-
EPDM (E) or Nitrile (T) Seat 10-Position – Tamper Proof	2150.50	2583.00	2681.50	3151.00	5672.50	7287.50	-	-
10-POSITION OPERATOR - STAINLESS STEEL								
EPDM (E) or Nitrile (T) Seat 10-Position Handle with Memory Stop	\$2241.50	\$2760.50	\$2881.50	\$3438.50	\$6468.50	\$8410.50	-	-
Fluoroelastomer (CHP) Seat 10-Position Handle with Memory Stop	+	+	+	+	+	+	+	+
GEAR OPERATOR - ALUMINUM								
EPDM (E) or Nitrile (T) Seat Gear Operator V - XXX - 461 - X - E - 3	\$3411.50	\$3841.50	\$3939.50	\$4409.50	\$6866.50	\$8486.00	\$15620.50	\$17673.00
EPDM (E) or Nitrile (T) Seat Gear Operator with Memory Stop	3822.00	4253.50	4351.00	4819.50	7382.00	8995.50	16558.50	19173.00
Fluoroelastomer (CHP) Seat Gear Operator V - XXX - 461 - X - O - 3	4093.00	4609.00	4727.50	5291.00	8238.50	10182.50	18744.00	21207.00
EPDM (E) or Nitrile (T) Seat Gear Operator with Chain Wheel V - XXX - 461 - X - E - 6	4927.00	5357.50	5457.00	5925.00	8380.00	9997.50	18403.00	20792.50
EPDM (E) or Nitrile (T) Seat Gear Operator with Memory Stop and Chain Wheel	5335.00	5767.00	5867.00	6331.00	8891.50	10510.50	19351.00	21865.50
Gear Operator with AWWA 2" Square Operator Nut	+	+	+	+	+	+	+	+

NOTE: Items listed in shaded areas are non-cancellable and non-returnable.

+ Quoted on application. Contact Victaulic for pricing and availability.

Products for IPS Stainless Steel Pipe

V - 030 461 X E - 0

Type	Actual OD in/mm	Size Code	Series	Disc/Stem	Seat	Operator
V	2.375/60.3	020	461	X - 316SS/17-4PH	E - EPDM	0 - Bare
	2.875/73.0	024	E461	(461 only)	T - Nitrile	2 - 10-position handle with memory stop
	3.000/76.1	761		E - 316SS/17-4PH	O - Fluoroelastomer	3 - Gear operator
	3.500/88.9	030		(E461 only)		4 - Lever lock with tamper-resistant device (8"/200 mm)
	4.500/114.3	040				5 - Gear operator with memory stop
	5.500/139.7	139				6 - Gear operator with chain wheel
	6.500/165.1	165				7 - Gear operator with memory stop and chain wheel
	6.625/168.3	060				8 - Gear operator with AWWA 2" square oper. nut
	8.500/216.3	216				S - Bare valve with ISO 5211 diagonal square head drive
	8.625/219.1	080				X - Stainless steel 10-position handle with memory stop
	10.500/267.4	267				
	10.750/273.0	100				
	12.500/318.5	318				
	12.750/323.9	120				

Products for IPS Stainless Steel Pipe

Vic-300 MasterSeal™
Stainless Steel Butterfly Valve
for Potable Water Applications



SERIES 861

Refer to publication 17.45

	2" (020)	2½" (024)	3" (030)	4" (040)	6" (060)	8" (080)	10" (100)	12" (120)
BARE VALVE								
Fluoroelastomer Seat V - 0XX - 861 - X - P - 0	\$1413.00	\$1841.00	\$1944.50	\$2411.50	\$4869.00	\$6481.50	\$13123.50	\$14827.50
PRICE OF VALVE COMPLETE WITH OPERATOR								
10-POSITION OPERATOR – ZINC PLATED								
Fluoroelastomer Seat 10-Position Handle with Memory Stop V - 0XX - 861 - X - P - 2	\$1868.00	\$2301.00	\$2401.50	\$2867.00	\$5391.00	\$7008.50	-	-
Fluoroelastomer Seat 10-Position – Tamper Proof	2150.50	2583.00	2681.50	3151.00	5672.50	7287.50	-	-
10-POSITION OPERATOR - STAINLESS STEEL								
Fluoroelastomer Seat 10-Position Handle with Memory Stop	\$2241.50	\$2760.50	\$2881.50	\$3438.50	\$6468.50	\$8410.50	-	-
GEAR OPERATOR - ALUMINUM								
Fluoroelastomer Seat Gear Operator V - 0XX - 861 - X - P - 3	\$3411.50	\$3841.50	\$3939.50	\$4409.50	\$6866.50	\$8486.00	\$15620.50	\$17673.00
Fluoroelastomer Seat Gear Operator with Memory Stop	3822.00	4253.50	4351.00	4819.50	7382.00	8995.50	16558.50	19173.00
Fluoroelastomer Seat Gear Operator with Chain Wheel V - 0XX - 861 - X - P - 6	4927.00	5357.50	5457.00	5485.50	8380.00	9997.50	18403.00	20738.50
Fluoroelastomer Seat Gear Operator with Memory Stop and Chain Wheel	5335.00	5767.00	5867.00	6331.00	8891.50	10510.50	19351.00	21865.50

NOTE: Items listed in shaded areas are non-cancellable and non-returnable.

Products for IPS Stainless Steel Pipe

Grooved End Ball Valve

SERIES 726-S

Refer to publication 17.22



Lever Handle



SERIES 726-S WITH STAINLESS STEEL BODY AND TRIM

Nominal Size	Approx. Weight Each	Valve Complete With Tamper Resistant Lock/Seal Option	Valve Complete With Gear Operator *
inches	lb	1226-16	1226-20
1¼	3.4	+	-
1½	4.7	\$1402.00	\$2665.50
2	7.5	1650.50	3231.50
2½	11.5	2859.50	4353.50
3	17.3	3842.00	5253.00
		8226-16	8226-20
4	44.0	\$6107.50	\$7787.00
6	82.0	14661.00	15736.00

NOTE: Items listed in shaded areas are non-cancellable and non-returnable.

+ Quoted on application. Contact Victaulic for pricing and availability.

Series 726-S valves are available with electric, pneumatic, and hydraulic actuators or chainwheels. Contact Victaulic for details.

* Valve with gear operator requires additional lead time. Contact Victaulic for details.

B - 020 - 1 2 2 6 - 16

Type	Actual OD In./mm	Size Code	Pressure Rating	Body	Ball & Stem	Seat	Operator
B	1.660/42.4	012	1 - 1,000 psi ²	2 - 316 Stainless Steel	2 - 316 Stainless Steel	6 - Reinforced Teflon	00 - Bare
	1.900/48.3	014	8 - 800 psi ³				16 - 2-Position Handle with Tamper-proof Locking Device
	2.375/60.3	020		9 - Special ¹	9 - Special ¹	9 - Special ¹	20 - Gear Operator
	2.875/73.0	024					21 - Gear Operator with Memory
	3.000/76.1	761					22 - Gear Operator with Chain Wheel
	3.500/88.9	030					23 - Gear Operator with AWWA Square Nut
	4.500/114.3	040					29 - Non-standard Gear Operator ¹
	6.500/165.1	060					
	6.625/168.3	165					

NOTES:

(1) Details required.

(2) For sizes 1¼ - 3"

(3) For sizes 4 - 6"

* For ductile iron Series 726, request publication 08.23.

Products for IPS Stainless Steel Pipe

Stainless Steel Check Valve

SERIES 416

Refer to publication 17.41



2 – 3"



4 – 12"

SERIES 416 – STAINLESS STEEL CHECK VALVE

Nominal Size	Approx. Weight Each	Price Each
inches	lb	"E" or "T" Seat
2	3.8	\$2100.50
2½	4.6	2190.50
3	6.2	2585.50
4	21.0	2732.50
6	42.0	5379.50
8	85.0	7348.00
10	130.0	19663.00
12	206.0	23297.50

For Series 416 sizes 2 – 12" – Drilling, tapping and plugs are available. Contact Victaulic for pricing and delivery. Valves come standard untapped.

For 2 – 3" sizes – One ½" NPT drain hole on the downstream side of the seat is available as an option.

For 4 – 12" sizes – Two ½" NPT drain holes or one hole on each side of the seat are also available as options.

NOTE: Items listed in shaded areas are non-cancellable and non-returnable.

Stainless Steel Check Valve for Potable Water Applications

SERIES 816

Refer to publication 17.46



2 – 3"



4 – 12"

SERIES 816 – STAINLESS STEEL CHECK VALVE FOR POTABLE WATER APPLICATIONS

Nominal Size	Approx. Weight Each	Price Each
inches	lb	Fluoroelastomer Seat
2	3.8	\$2100.50
2½	4.6	2190.50
3	6.2	2585.50
4	20.1	2732.50
6	42.0	5379.50
8	85.0	7348.00
10	130.0	19663.00
12	206.0	23297.50

For sizes 2 – 12" – Drilling, tapping and plugs are available. Contact Victaulic for pricing and delivery. Valves come standard untapped.

For 2 – 3" sizes – One ½" NPT drain hole on the downstream side of the seat is available as an option.

For 4 – 12" sizes – Two ½" NPT drain holes or one hole on each side of the seat are available as options.

NOTE: Items listed in shaded areas are non-cancellable and non-returnable.



Steam, Condensate and Chemical System Products



Steam, Condensate and Chemical System Products

Steam, Condensate and Chemical System Products

Rigid Coupling

STYLE 870

Refer to publication 100.02



STYLE 870 – PTFE SEAL

PIPE		Approx. Wgt. Ea.	COUPLING COMPLETE With PTFE Seal Assembly	SPARE PARTS
inches				
Nom. Size	Outside Dia.	lb	Price Each	PTFE Seal Assembly
2	2.375	8.4	\$710.50	\$419.00 ^{NR}
2½	2.875	9.5	856.50	494.50 ^{NR}
3	3.500	10.6	899.00	551.00 ^{NR}
4	4.500	16.1	1050.50	640.00 ^{NR}
6	6.625	25.6	1410.00	864.50 ^{NR}
8	8.625	43.2	1861.50	1088.00 ^{NR}

^{NR} Non-returnable

Gate Valve

SERIES 871

Refer to publication 100.12



SERIES 871 GATE VALVE

Size inches	Approx. Weight Each lb	Price Each
2	30.0	\$1645.00
2½	46.0	2295.00
3	50.5	2589.50
4	73.0	3545.50
6	148.0	5360.00
8	264.0	7493.50

Modular Gate Valve

NO. 871R

Refer to publication 100.12



SERIES 871R MODULAR GATE VALVE

Nominal inches	Sch. 40 OGS-200 Grooved Ends		Sch. 80 OGS-200 Grooved Ends	
	Approx. Wgt. Ea. lb	Price Each	Approx. Wgt. Ea. lb	Price Each
2	44.9	\$3870.00	46.2	\$3927.50
2½	64.6	4795.50	66.2	4811.00
3	78.7	5083.00	81.6	5138.50
4	110.8	6522.50	114.9	6580.50
6	195.8	9811.50	207.0	9918.00
8	304.2	12913.50	320.8	13106.00

NOTE: Items listed in shaded areas are non-cancellable and non-returnable.

Steam, Condensate and Chemical System Products

Flexible Loop

SERIES 159

Refer to publication 100.13



SERIES 159 FLEXIBLE LOOP

Size inches	Approx. Weight Each lb	Price Each
2	18.0	\$5705.00
2½	29.0	6299.50
3	43.0	7970.50
4	60.0	9953.00
6	150.0	18746.50
8	286.0	29556.00

Carbon Steel Elbows

Refer to publication 100.01



No. 890C and No. 890HC



No. 811C and No. 811HC

LONG RADIUS 90° ELBOW OR 45° ELBOW – CAST CARBON STEEL

Nom. Size inches	Long Radius 90° Elbow				45° Elbow			
	No. 890C Sch. 40		No. 890HC Sch. 80		No. 811C Sch. 40		No. 811HC Sch. 80	
	Approx. Wgt. Ea. lb	Price Each	Approx. Wgt. Ea. lb	Price Each	Approx. Wgt. Ea. lb	Price Each	Approx. Wgt. Ea. lb	Price Each
2	4.0	\$223.50	4.4	\$240.50	2.7	\$176.00	3.1	\$187.00
2½	6.2	317.00	6.6	344.00	4.0	232.50	4.4	250.00
3	8.6	453.50	10.1	520.00	5.7	319.50	6.8	368.00
4	16.1	832.50	18.5	922.50	10.1	558.00	11.2	624.00
6	37.7	2068.00	47.0	2393.50	22.3	1327.50	28.0	1579.50
8	72.1	3715.00	92.8	4722.50	42.8	2494.00	55.3	2953.00

Carbon Steel Tee

Refer to publication 100.01



No. 820C and No. 820HC

STANDARD TEE – CAST CARBON STEEL

Nominal inches	No. 820C Sch. 40		No. 820HC Sch. 80	
	Approx. Wgt. Ea. lb	Price Each	Approx. Wgt. Ea. lb	Price Each
2	6.1	\$358.00	6.6	\$381.50
2½	9.5	538.50	10.8	564.50
3	14.1	753.00	16.5	843.00
4	26.2	1348.50	30.4	1497.00
6	61.3	3209.50	76.1	3941.00
8	124.5	6042.00	155.4	7212.50

Steam, Condensate and Chemical System Products

Carbon Steel Reducing Tee

Refer to publication 100.01



No. 825C and No. 825HC

REDUCING TEE – CAST CARBON STEEL

Nom. Size inches	No. 825C Sch. 40		No. 825HC Sch. 80		
	Run x Branch	Approx. Wgt. Each lb	Price Each	Approx. Wgt. Each lb	Price Each
2½	2	6.0	\$416.00	6.5	\$430.50
	3	8.2	560.50	9.4	619.50
3	2½	8.5	591.50	9.8	635.50
	4	13.2	987.50	15.0	1043.00
	2½	13.5	988.00	15.4	1018.50
4	3	13.8	1013.00	16.0	1086.00
	6	27.5	1803.00	31.0	1998.50
	3	27.8	1831.50	34.0	2050.00
6	4	28.5	1910.00	35.0	2070.50
	8	47.0	3038.50	60.0	3317.50
	6	48.5	3054.00	62.0	3363.50

Carbon Steel Concentric Reducer

Refer to publication 100.01



No. 850C and No. 850HC

CONCENTRIC REDUCER – CAST CARBON STEEL

Nom. Size inches	No. 850C Sch. 40		No. 850HC Sch. 80		
	Approx. Wgt. Each lb	Price Each	Approx. Wgt. Each lb	Price Each	
2½ x 2	2.4	\$175.50	2.6	\$188.50	
3 x 2	2.9	210.00	3.3	227.50	
	2½	3.1	219.00	3.6	241.00
4 x 2	4.0	311.00	4.6	332.50	
	2½	5.1	311.00	4.8	339.00
	3	5.5	325.00	5.7	344.00
6 x 2½	12.2	430.50	13.2	399.50	
	3	12.9	447.00	13.9	538.00
	4	7.7	484.00	9.2	575.00
8 x 4	20.4	709.50	5.5	876.50	
	6	13.4	860.50	17.5	954.00

NOTE: Items listed in shaded areas are non-cancellable and non-returnable.

Steam, Condensate and Chemical System Products

Carbon Steel Eccentric Reducer

Refer to publication 100.01



No. 851C and No. 851HC

ECCENTRIC REDUCER – CAST CARBON STEEL

Nom. Size inches	No. 851C Sch. 40		No. 851HC Sch. 80	
	Approx. Wgt. Each lb	Price Each	Approx. Wgt. Each lb	Price Each
2½ x 2	2.4	\$220.00	2.5	\$227.00
3 x 2½	2.8	240.00	3.2	255.50
	3.0	249.00	3.5	267.00
4 x 2	4.0	294.50	4.8	326.00
	4.0	301.50	4.9	332.50
	4.2	307.50	4.9	335.50
6 x 2½	12.2	534.00	13.7	604.50
	12.9	544.00	14.4	620.00
	10.0	643.50	11.8	727.50
8 x 4	20.5	878.00	26.0	951.50
	15.8	1032.00	20.3	1208.00

NOTE: Items listed in shaded areas are non-cancellable and non-returnable.

Carbon Steel Cap

Refer to publication 100.01



No. 860C and No. 860HC

CAP – CAST CARBON STEEL

Nominal inches	No. 860C Sch. 40		No. 860HC Sch. 80	
	Approx. Wgt. Ea. lb	Price Each	Approx. Wgt. Ea. lb	Price Each
2	1.3	\$90.00	1.5	\$95.00
2½	2.0	121.00	2.2	128.00
3	2.6	161.50	3.1	176.00
4	4.4	260.00	5.1	285.50
6	9.3	546.50	11.5	632.50
8	16.8	925.50	21.4	1130.00

Carbon Steel Tapped Cap

NO. 860T

Refer to publication 100.01

TAPPED CAP – CAST CARBON STEEL

Nominal inches	Approx. Wgt. Ea. lb	Price Each
2	1.3	\$120.50
2½	2.0	151.50
3	2.6	194.00
4	4.4	277.00
6	9.3	487.00
8	16.8	830.00

Steam, Condensate and Chemical System Products

Carbon Steel Flange Adapter Nipples

Refer to publication 100.01



No. 845FC and No. 845RC



No. 846FC and No. 846RC

FLANGE ADAPTER NIPPLES – ANSI CLASS 150 AND CLASS 300 – CAST CARBON STEEL

Nom. Size	ANSI Class 150 Flange Adapter Nipple				ANSI Class 300 Flange Adapter Nipple			
	No. 845FC Flat Face		No. 845RC Raised Face		No. 846FC Flat Face		No. 846RC Raised Face	
	Approx. Wgt. Ea. lb	Price Each	Approx. Wgt. Ea. lb	Price Each	Approx. Wgt. Ea. lb	Price Each	Approx. Wgt. Ea. lb	Price Each
2	6.6	\$387.00	6.8	\$399.00	8.2	\$488.50	8.4	\$513.50
2½	9.7	630.00	9.5	589.00	11.7	696.50	11.9	717.50
3	11.7	672.00	12.1	726.00	15.9	895.50	16.1	944.00
4	18.7	1139.00	19.2	1172.50	28.7	1696.00	28.7	1601.50
6	30.9	1602.50	28	1847.50	49.6	2778.50	47.8	2857.00
8	42.3	2618.50	48.5	2786.00	73.9	4059.00	72.3	4140.50

NOTE: Items listed in shaded areas are non-cancellable and non-returnable.

Grooved Adapter Nipple

NO. 843 GROOVED ADAPTER NIPPLE

Size x Length	Part Code	Approx. Wgt. Ea.	Price Each
inches		lb	
2 x 6	FB85843U00	1.9	\$103.00

NOTE: Items listed in shaded areas are non-cancellable and non-returnable.

Steam, Condensate and Chemical System Products

OGS-200 Groove x
OGS-200 Groove
x NPT Thread
Instrumentation Nipple

NO. 895I

Refer to publication 100.01



OGS-200 GROOVE X OGS-200 GROOVE X NPT THREAD INSTRUMENTATION NIPPLE - SCH. 40 CARBON STEEL

Nominal		No. 895i	
		Approx. Wgt. Ea.	Price Each
inches		lb	
2	x $\frac{3}{4}$	5.8	\$1221.50
	x 1	5.8	1241.00
	x $1\frac{1}{4}$	5.8	1288.00
	x $1\frac{1}{2}$	5.8	1288.50
2½	x $\frac{3}{4}$	9.1	1289.00
	x 1	9.1	1309.50
	x $1\frac{1}{4}$	9.1	1355.50
	x $1\frac{1}{2}$	9.1	1356.00
3	x $\frac{3}{4}$	11.7	1326.00
	x 1	11.7	1345.50
	x $1\frac{1}{4}$	11.7	1392.00
	x $1\frac{1}{2}$	11.7	1392.50
4	x $\frac{3}{4}$	16.5	1397.50
	x 1	16.5	1417.00
	x $1\frac{1}{4}$	16.5	1464.00
	x $1\frac{1}{2}$	16.5	1464.00
6	x $\frac{3}{4}$	19.5	1634.00
	x 1	19.5	1567.50
	x $1\frac{1}{4}$	19.5	1587.00
	x $1\frac{1}{2}$	19.5	1633.50
8	x $\frac{3}{4}$	29.0	1936.00
	x 1	29.0	1886.00
	x $1\frac{1}{4}$	29.0	1935.50
	x $1\frac{1}{2}$	29.0	1864.50

NOTE: Items listed in shaded areas are non-cancellable and non-returnable.

Stainless Steel Elbows

Refer to publication 100.01



No. 890S



No. 811S

ELBOWS - LONG RADIUS 90° ELBOW OR 45° ELBOW - SCH. 40S TYPE 316 STAINLESS STEEL

Nom. Size	Long Radius 90° Elbow		45° Elbow	
	No. 890S		No. 811S	
	Approx. Wgt. Ea. lb	Price Each	Approx. Wgt. Ea. lb	Price Each
2	4.0	\$305.00	2.7	\$235.00
2½	6.2	434.00	4.0	313.00
3	8.6	605.50	5.7	430.50
4	16.1	1139.50	10.1	748.00
6	37.7	2953.50	22.3	1887.00
8	72.1	5411.50	42.8	3305.50

Steam, Condensate and Chemical System Products

Stainless Steel Tee

Refer to publication 100.01



No. 820S

STANDARD TEE – SCH. 40S TYPE 316 STAINLESS STEEL

Nominal inches	Tee No. 820S	
	Approx. Wgt. Ea. lb	Price Each
2	6.1	\$467.00
2½	9.5	727.50
3	14.1	1043.00
4	26.2	1859.50
6	61.3	4651.00
8	124.5	8828.00

Stainless Steel Reducing Tee

Refer to publication 100.01



No. 825S

REDUCING TEE – SCH. 40S TYPE 316 STAINLESS STEEL

Nominal inches	Reducing Tee No. 825S	
	Approx. Wgt. Ea. lb	Price Each
Run x Branch		
2½ x 2½ x 2	6.0	\$577.00
3 x 3 x 2	8.2	773.00
	8.5	813.50
4 x 4 x 2	13.2	1340.00
	13.5	1342.00
	13.8	1382.00
6 x 6 x 2½	27.5	2049.00
	27.8	2612.50
	28.5	2699.00
8 x 8 x 4	47.0	4262.00
	48.5	4314.00

Stainless Steel Reducers

Refer to publication 100.01



No. 850S



No. 851S

REDUCERS

Nom. Size inches	Concentric Reducer No. 850S		Eccentric Reducer No. 851S	
	Approx. Wgt. Each lb	Price Each	Approx. Wgt. Each lb	Price Each
2½ x 2	2.4	\$191.50	2.4	\$257.50
3 x 2	2.9	226.50	2.8	284.50
	3.1	235.00	3.0	299.00
4 x 2	4.0	317.50	4.0	351.50
	5.1	327.50	4.0	367.00
	5.5	353.00	4.2	382.50
6 x 2	12.2	+	12.2	+
	12.9	541.00	12.9	657.00
	7.7	667.50	10.0	808.50
8 x 4	20.4	901.00	20.5	657.00
	13.4	991.00	15.8	1312.00

Other sizes available upon request. Contact Victaulic for details.

+ Quoted on application. Contact Victaulic for pricing and availability.

NOTE: Items listed in shaded areas are non-cancellable and non-returnable.

Steam, Condensate and Chemical System Products

Stainless Steel Cap

Refer to publication 100.01



No. 860S

CAP – SCH. 40S TYPE 316 STAINLESS STEEL

Nominal inches	Cap No. 860S	
	Approx. Wgt. Ea. lb	Price Each
2	1.3	\$120.50
2½	2.0	164.50
3	2.6	199.00
4	4.4	358.00
6	9.3	775.50
8	16.8	1327.00

Stainless Steel Flange Adapter Nipples

Refer to publication 100.01



No. 845FS



No. 845RS

FLANGE ADAPTER NIPPLES – ANSI CLASS 150 AND CLASS 300 – SCH. 40S TYPE 316 STAINLESS STEEL

Nom. Size inches	ANSI Class 150 Flange Adapter Nipple				ANSI Class 300 Flange Adapter Nipple			
	No. 845FS Flat Face		No. 845RS Raised Face		No. 846FS Flat Face		No. 846RS Raised Face	
	Approx. Wgt. Ea. lb	Price Each	Approx. Wgt. Ea. lb	Price Each	Approx. Wgt. Ea. lb	Price Each	Approx. Wgt. Ea. lb	Price Each
2	6.6	\$393.50	6.8	\$410.00	8.2	\$507.00	8.4	\$513.50
2½	9.7	566.00	9.5	579.50	11.7	726.00	11.9	734.50
3	11.7	673.00	12.1	701.50	15.9	935.00	16.1	946.00
4	18.7	1131.50	19.2	1167.00	28.7	1615.00	28.7	1636.50
6	30.9	1722.50	28.0	1785.50	49.6	2882.50	47.8	2916.50
8	42.3	2694.00	48.5	2728.50	73.9	4219.50	72.3	4252.50

NOTE: Items listed in shaded areas are non-cancellable and non-returnable.

Steam, Condensate and Chemical System Products

Steam Outlet Fitting

NO. 826

Refer to publication 100.16 for order details.



NO. 826 STEAM OUTLET FITTING – CARBON STEEL, STANDARD WEIGHT, UNPAINTED

Pipe Nominal Size D	Outlet Size d	Pipe Length L	Number of Outlets	
			1 – 3	4 – 6
inches		ft	Price Each	
2	$\frac{3}{4}$ – 2	2 – 4	+	+
		> 4 – 8	+	+
		> 8 – 12	+	+
		> 12 – 16	+	+
		> 16 – 21	+	+
2½	$\frac{3}{4}$ – 2½	2 – 4	+	+
		> 4 – 8	+	+
		> 8 – 12	+	+
		> 12 – 16	+	+
		> 16 – 21	+	+
3	$\frac{3}{4}$ – 3	2 – 4	+	+
		> 4 – 8	+	+
		> 8 – 12	+	+
		> 12 – 16	+	+
		> 16 – 21	+	+
4	$\frac{3}{4}$ – 4	2 – 4	+	+
		> 4 – 8	+	+
		> 8 – 12	+	+
		> 12 – 16	+	+
		> 16 – 21	+	+
6	$\frac{3}{4}$ – 6	2 – 4	+	+
		> 4 – 8	+	+
		> 8 – 12	+	+
		> 12 – 16	+	+
		> 16 – 21	+	+
8	2 – 8	2 – 4	+	+
		> 4 – 8	+	+
		> 8 – 12	+	+
		> 12 – 16	+	+
		> 16 – 21	+	+

Contact Victaulic for other pipe materials, finishes, or sizes.

NOTE: The No. 826 Steam Outlet Fitting is available with an optional Style 870 Rigid Coupling and No. 860 Cap. Refer to Section 15 – Steam, Condensate and Chemical System Products for coupling and cap pricing. Coupling and cap will be sized as per the connection size as indicated on the No. 826 Steam Outlet Fitting.

Please see publication 100.16 for additional dimensions that will be required at time of order.

NOTE: Items listed in shaded areas are non-cancellable and non-returnable.

+ Quoted on application. Contact Victaulic for pricing and availability.

Steam, Condensate and Chemical System Products

Steam and Condensate In-Line Drip Leg Fittings

Refer to publication 100.14



IN-LINE DRIP LEG FITTINGS - NOS. 891C, 891H, 892C AND 892H

Nominal inches	No. 891C (Sch. 40)		No. 891H (Sch. 80)		No. 892C (Sch. 40)		No. 892H (Sch. 80)	
	Approx. Wgt. Ea. lb	Price Each	Approx. Wgt. Ea. lb	Price Each	Approx. Wgt. Ea. lb	Price Each	Approx. Wgt. Ea. lb	Price Each
2	30.6	\$5521.50	31.1	\$5604.00	37.4	\$5633.00	41.9	\$5774.00
2½	39.4	6128.00	41.4	6174.00	50.2	6263.50	55.6	6337.50
3	47.8	6312.00	50.4	6407.00	62.9	6469.00	70.7	6674.50
4	74.5	7822.50	82.4	8029.00	80.5	8018.00	90.8	8284.50
6	79.5	8453.50	90.8	8670.00	99.5	8659.00	118.8	8726.50
8	98.0	9544.50	115.8	9524.50	118.0	9749.00	143.8	9788.50

NOTE: Items listed in shaded areas are non-cancellable and non-returnable.

Steam and Condensate Riser Drip Leg Fittings

Refer to publication 100.15



RISER DRIP LEG FITTINGS - NOS. 893C, 893H, 894C AND 894H

Nominal inches	No. 893C (Sch. 40)		No. 893H (Sch. 80)		No. 894C (Sch. 40)		No. 894H (Sch. 80)	
	Approx. Wgt. Ea. lb	Price Each	Approx. Wgt. Ea. lb	Price Each	Approx. Wgt. Ea. lb	Price Each	Approx. Wgt. Ea. lb	Price Each
2	30.6	\$4889.00	32.6	\$4970.00	37.4	\$5000.50	41.9	\$5139.50
2½	39.4	5494.00	41.4	5539.50	50.2	5631.00	55.6	5702.00
3	47.8	5677.00	50.4	5774.00	62.9	5835.00	70.7	6042.00
4	74.5	6988.50	82.4	7193.00	80.5	7184.50	90.8	7449.50
6	142.9	9238.00	162.9	11013.00	153.6	9643.00	177.9	11247.00
8	236.4	13659.50	276.1	14192.00	243.1	13719.50	285.5	14273.00

NOTE: Items listed in shaded areas are non-cancellable and non-returnable.

Steam, Condensate and Chemical System Products

RG1200



OGS-200
Confirmation
Gauges

RG1200 is designed for manual grooving of 2 – 6" | DN50 – DN150 Schedule 40 carbon steel and 2 – 3" | DN50 – DN80 Schedule 80 carbon steel pipe to OGS-200 roll groove specifications. The tool is supplied complete with 2-6" roll sets; Groove confirmation gauges; Adjustable ratchet with swivel handle; and (10) shear pins.

Tool Model	Part Number	Tool Weight/ Shipping Weight lb	Rental Per Month	Tool List Price
RG1200 – OGS-200 Groove Profile	R0201200CR	47.0	\$602.00	\$3626.00

For tool rating capacity please reference publication 24.11.

For OGS-200 roll groove specifications, please reference publication 25.12.

RG1200 PARTS

Description	Part Number	Quantity	Price Each
2 – 3" Upper Roll	R9S2120U03	1	\$103.00
4 – 6" Upper Roll	R9S4120U06	1	103.00
2 – 3" Lower Roll	R9S2120L03	1	208.50
4 – 6" Lower Roll	R9S4120L06	1	208.50
2" Groove Confirmation Gauge	R020120GGE	1	39.50
2½ – 3" Groove Confirmation Gauge	R024120GGE	1	39.50
4 – 6" Groove Confirmation Gauge	R040120GGE	1	39.50
Adjustable Ratchet with Swivel Handle	R000120RCH	1	395.00
Gear (12x26 Teeth)	R0001200GR	1	152.00
Shear Pin Punch	R000120PNH	1	49.00
Shear Pin	R000120PIN	10	21.50

NOTE: Items listed in shaded areas are non-cancellable and non-returnable.

RG1210



RG1210 is designed for manual grooving of 2 – 8" | DN50 – DN200 Schedule 40 carbon steel and 2 – 4" | DN50 – DN100 Schedule 80 carbon steel pipe to OGS-200 roll groove specifications. The tool is supplied complete with 2 – 8" roll sets; Groove confirmation gauges; Adjustable ratchet with swivel handle; and (10) shear pins.

Tool Model	Part Number	Tool Weight/ Shipping Weight lb	Rental Per Month	Tool List Price
RG1210 – OGS-200 Groove Profile	R0201210CR	95/153	\$1456.50	\$8773.00

For tool rating capacity please reference publication 24.14.

For OGS-200 roll groove specifications, please reference publication 25.12.

RG1210 PARTS

Description	Part Number	Quantity	Price Each
2 – 3" Upper Roll Assembly	R9S2121U03	1	\$311.50
4 – 6" Upper Roll Assembly	R9S4121U06	1	302.00
8" Upper Roll Assembly	R9S8121U08	1	311.50
2 – 3" Lower Roll Assembly	R9S2121L03	1	514.00
4 – 6" Lower Roll Assembly	R9S4121L06	1	526.00
8" Lower Roll Assembly	R9S8121L08	1	541.00
2" Groove Confirmation Gauge	R020120GGE	1	39.50
2½ – 3" Groove Confirmation Gauge	R024120GGE	1	39.50
4 – 6" Groove Confirmation Gauge	R040120GGE	1	39.50
8" Groove Confirmation Gauge	R080121GGE	1	36.50
Ratchet Assembly	R000120RCH	1	395.00
Shear Pin Punch	R000120PNH	1	49.00
Shear Pin	R000121PIN	10	35.00

NOTE: Items listed in shaded areas are non-cancellable and non-returnable.

Steam, Condensate and Chemical System Products

OGS-200 Carbon Steel Grooving Rolls

OGS-200 CARBON STEEL GROOVING ROLLS

Tool	Pipe Size Range inches [mm]	Part Number	Purchase List Price Each Set
VE272 Family	2 – 3/60.3 – 88.9	R9S2268003	\$3114.00
	4 – 6/114.3 – 168.3	R9S4268006	3328.50
VE416	4 – 6/114.3 – 168.3	R9S4416006	2586.50
VE460	8/219.1	R9QS460008	8148.00

OGS-200 Stainless Steel Grooving Rolls

OGS-200 STAINLESS STEEL GROOVING ROLLS

Tool	Pipe Size Range inches [mm]	Part Number	Purchase List Price Each Set
VE272 Family	2 – 3/60.3 – 88.9	RXS2268003	\$4245.00
	4 – 6/114.3 – 168.3	RXS4268006	4554.00
VE416	4 – 6/114.3 – 168.3	RXS4416006	3635.00
VE460	8/219.1	RXS8460008	15067.00

Go/No Go Groove Tape

GO/NO GO GROOVE TAPE

Description	Part Number	Price Each
Go/No Go Groove Tape	RW75100MCH	\$152.50

Large Diameter AGS Vic-Ring Products



Large Diameter Piping Products

Large Diameter Piping Products

Bolted Split-Sleeve
Couplings

For pricing on Victaulic Bolted Split-Sleeve Couplings, refer to PL2025-VBSP.

Large Diameter Piping Products

Vic-Ring Check Sheet for W07/W77/W89 AGS Couplings



Send US, Asia, and Europe inquiries to: ep@victaulic.com or fax to: 610-923-3010
To speak with a Customer Service representative in the US, please call 1-800-PICK-VIC
In Canada, please e-mail viccanada@victaulic.com or fax 905-884-7446

The joining of pipe with a suitable Victaulic *Vic-Ring* coupling presents individual considerations that require review by a Victaulic Piping System expert who is experienced in special pipe joining applications. For more information please contact Victaulic, or refer to Victaulic Company's *Vic-Ring* submittals available at www.victaulic.com.

TO OBTAIN A QUOTE, PLEASE PROVIDE THE INFORMATION REQUESTED BELOW:

DISTRIBUTOR INFORMATION:

DISTRIBUTOR:	DISTRIBUTOR CONTACT NAME:
COMPANY:	PHONE:
ADDRESS:	FAX:
CITY, STATE, ZIP:	E-MAIL:

CONTRACTOR INFORMATION:

CONTRACTOR:	CONTRACTOR CONTACT NAME:
COMPANY:	PHONE:
ADDRESS:	FAX:
CITY, STATE, ZIP:	E-MAIL:









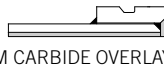
PROJECT INFORMATION:

PROJECT NAME:	QUOTE NEEDED BY (date):
CITY & STATE:	BID DATE:
<input type="checkbox"/> PROJECT SPEC. INCLUDED	REQUESTED SHIPPING DATE:
ENGINEERING FIRM:	CONTACT NAME:
CITY & STATE:	PHONE:

APPLICATION DATA:

NOMINAL PIPE SIZE:	ACTUAL PIPE OD:	WALL THICKNESS:
<input type="checkbox"/> CARBON STEEL: GRADE -	SCHEDULE -	CLASS-
<input type="checkbox"/> STAINLESS STEEL: TYPE -	SCHEDULE -	
<input type="checkbox"/> DUCTILE IRON: PRESSURE -	CLASS -	
SYSTEM WORKING PRESSURE (PSI):	TEST/PROOF PRESSURE (PSI):	TEMPERATURE (DEG. F):
MEDIA/SERVICE:		

CONFIGURATION INFORMATION:

COUPLING: STYLE -	DISTRIBUTOR CONTACT NAME:
RINGS: SIZE (=PIPE O.D.) -	QTY:
(PER JOINT - PIPE TO PIPE CONNECTIONS REQUIRE TWO RINGS)	
LINING OPTIONS:	
UNLINED	
<input type="checkbox"/>  FLUSH	<input type="checkbox"/>  OVERHUNG
ABRASION AND CORROSION	
<input type="checkbox"/>  RUBBER LINED - FLUSH	<input type="checkbox"/>  RUBBER LINED - OVERHUNG
ABRASION	
<input type="checkbox"/>  RUBBER LINED - FLUSH	<input type="checkbox"/>  RUBBER LINED - OVERHUNG
<input type="checkbox"/>  RUBBER LINED WITH PROTECTIVE BUMPER - FLUSH	<input type="checkbox"/>  RUBBER LINED WITH PROTECTIVE BUMPER - OVERHUNG
<input type="checkbox"/>  CHROMIUM CARBIDE OVERLAY (CCO)	

Large Diameter Piping Products

Vic-Ring Couplings and Adapter Rings

AGS Rigid Coupling For AGS Vic-Ring System

AGS STYLE W07

Refer to publication 16.11



14 – 24"



26 – 50"

AGS STYLE W07 – FOR AGS VIC-RING SYSTEM

Size		Approx. Wgt. Ea	COUPLING COMPLETE † With Flush-Seal "E" or "T" Gasket		COUPLING COMPLETE † With Flush-Seal Silicone Grade "L" Gasket		SPARE PARTS		
inches			Price Each		Price Each		AGS Vic-Ring	Plated Bolt & Nut	
Nominal Pipe	Coupling Size	lb	Painted	Galv.	Painted	Galv.	Price Each	No.	Size § inches
12	14.000	49.0	\$1767.50	\$2176.50	\$3629.50	\$4039.00	+	2	1 x 5½
14	16.000	61.0	1887.00	2407.50	3994.50	4514.50	+	2	1 x 5½
16	18.000	71.0	2178.50	2821.50	4393.00	5033.00	+	2	1 x 5½
18	20.000	82.0	2976.00	3730.00	5089.50	5841.50	+	2	1⅛ x 5½
20	22.000	99.0	3450.00	+	+	+	+	2	1⅛ x 5½
22	24.000	116.0	3815.00	4833.00	5543.00	6559.00	+	2	1⅛ x 5½
24	26.000	205.0	6118.00	+	+	+	+	4	1⅜ x 6
26	28.000	220.0	7289.00	+	+	+	+	4	1⅜ x 6
28	30.000	227.0	10213.50	+	+	+	+	4	1¼ x 7
30	32.000	242.0	11158.50	+	+	+	+	4	1¼ x 7
32	34.000	255.0	11627.00	+	+	+	+	4	1¼ x 7
34	36.000	268.0	12034.00	+	+	+	+	4	1¼ x 7
36	38.000	298.0	13828.50	+	+	+	+	4	1½ x 7
38	40.000	340.0	14406.50	+	+	+	+	4	1½ x 8
40	42.000	360.0	16052.00	+	+	+	+	4	1½ x 8
42	44.000	390.0	16578.00	+	+	+	+	4	1½ x 8
44	46.000	415.0	+	+	+	+	+	4	1½ x 8
46	48.000	425.0	17745.00	+	+	+	+	4	1½ x 8

NOTE: Items listed in shaded areas are non-cancellable and non-returnable.

+ Quoted on application. Contact Victaulic for pricing and availability.

† Surcharge for couplings supplied without gasket. Contact Victaulic for pricing.

§ Metric thread size bolts available. Contact Victaulic.

NOTE: See Spare Parts Section for spare part prices.

Large Diameter Piping Products

AGS Flexible Coupling for AGS Vic-Ring System

AGS STYLE W77

Refer to publication 16.12



14 – 24"



26 – 72"

AGS STYLE W77 – FOR AGS VIC-RING SYSTEM

Size		Approx. Wgt. Ea.	COUPLING COMPLETE † With Flush-Seal "E" or "T" Gasket		COUPLING COMPLETE † With Flush-Seal Silicone Grade "L" Gasket		SPARE PARTS		
inches			Price Each		Price Each		AGS Vic-Ring Price Each	Plated Bolt & Nut	
Nominal Pipe	Coupling Size		Painted	Galv.	Painted	Galv.		No.	Size § inches
12	14.000	48.0	\$1491.50	\$2062.00	\$3673.00	\$4242.00	+	2	1 x 5½
14	16.000	58.0	1957.00	2655.00	4066.00	4759.50	+	2	1 x 5½
16	18.000	65.0	2290.50	3174.00	4502.00	5231.50	+	2	1 x 5½
18	20.000	82.0	3059.00	4100.00	5172.00	6213.50	+	2	1½ x 5½
20	22.000	99.0	3263.00	4698.50	5687.50	6577.50	+	2	1½ x 5½
22	24.000	107.0	3944.00	5294.50	5779.50	7024.00	+	2	1½ x 5½
24	26.000	205.0	6170.00	+	6170.00	+	+	4	1½ x 6
26	28.000	220.0	7461.50	+	7461.50	+	+	4	1½ x 6
28	30.000	227.0	10346.50	+	+	+	+	4	1¼ x 7
30	32.000	242.0	11350.00	+	+	+	+	4	1¼ x 7
32	34.000	255.0	11760.50	+	+	+	+	4	1¼ x 7
34	36.000	268.0	12171.00	+	+	+	+	4	1¼ x 7
36	38.000	298.0	13439.00	+	+	+	+	4	1½ x 7
38	40.000	340.0	14553.00	+	+	+	+	4	1½ x 7
40	42.000	360.0	16131.00	+	+	+	+	4	1½ x 7
42	44.000	390.0	16658.50	+	+	+	+	4	1½ x 7
44	46.000	415.0	17177.50	+	+	+	+	4	1½ x 7
46	48.000	425.0	17902.00	+	+	+	+	4	1½ x 7
48	50.000	500.0	21063.00	+	+	+	+	4	1½ x 7
52	54.000	648.0	+	+	+	+	+	4	1½ x 7
54	56.000	676.0	+	+	+	+	+	4	1½ x 7
58	60.000	720.0	+	+	+	+	+	4	1½ x 7
60	62.000	956.0	+	+	+	+	+	8	1½ x 7
72	74.000	1140.0	+	+	+	+	+	8	1½ x 7½

NOTE: Items listed in shaded areas are non-cancellable and non-returnable.

+ Quoted on application. Contact Victaulic for pricing and availability.

† Surcharge for couplings supplied without gasket. Contact Victaulic for pricing.

§ Metric thread size bolts available. Contact Victaulic.

NOTE: See Spare Parts Section for spare part prices.

NOTE: 14 – 78" standard for this size range is the W77 AGS flexible coupling.

For 14 – 24" cut groove systems requiring the original groove coupling see Style 77 coupling.

Pipe Preparation Tools



Pipe Preparation Tools

Victaulic® Roll Grooving

Please use the following guide for the proper selection of grooving roll sets for different metallic pipe materials. Please note that all tools come equipped with carbon steel roll sets as a standard. All other grooving roll sets are optional, where applicable.

Groove Type	Color Code	Alloy	Part Number Identification
OGS	Black	Carbon Steel	R
OGS-200	Black/Red Band	Carbon Steel	R9S
	Silver/Red Band	Stainless Steel	RXS
AGS	Black/Yellow Band	Carbon Steel	RW
Stainless Steel – OGS	Black	Stainless Steel (Standard Wall Only)	R
	Silver	Stainless Steel (Light Wall Only)	RX
Stainless Steel – AGS	Black/Yellow Band	Stainless Steel (Standard Wall Only)	RW
	Silver/Black Band	Stainless Steel (Light Wall Only)	RWX
StrengThin™ 100	Silver/Blue Stripe	Stainless Steel (Light Wall Only)	RXS
EndSeal™ (ES)	Black	Carbon Steel	RZ
Copper †	Copper	Copper	RR
PVC/Aluminum *	Gold	PVC/Aluminum	RP
OGS - RG5200i	Black	Carbon Steel	R9Q
AGS - RG5200i	Black/Grey Stripe	Carbon Steel	RW . . . 52

† The use of the word “Copper” in the descriptions for the following tools, refers to Type K, L, M, and DWV copper tubing to CTS dimensions. Please refer to publication 25.06.

* 6061-T4 or 6063-T4 aluminum alloy pipe must be used.

Roll Grooving Tools – Field Portable

VE12



VE12 is designed for manual grooving of 3/4 – 2”/DN20 – DN50 steel, stainless steel, aluminum and PVC pipe.

Tool Model	Part Number	Tool Weight/ Shipping Weight lb	Rental Per Month	Tool List Price
VE12	R000012VE0	17/20	\$635.00	\$3824.50
VE12SS – Lightwall Stainless Steel	R200012VE0	17/20	635.00	3824.50

For tool rating capacity please reference publication 24.01.

NOTE: Items listed in shaded areas are non-cancellable and non-returnable.

VE26 S/C/SS/P



VE26 is designed for manual grooving of 2 – 6”/DN50 – DN150 steel, stainless steel, aluminum, PVC, and copper tube.

Tool Model	Part Number	Tool Weight/ Shipping Weight lb	Rental Per Month	Tool List Price
VE26S – Steel, Stainless Steel	R100026VE0	22/25	\$602.00	\$3626.00
VE26C – Copper Tube	R200026VE0	22/25	602.00	3626.00
VE26SS – Lightwall Stainless Steel	R700026VE0	22/25	602.00	3626.00
VE26P – Aluminum and PVC Pipe	R750026VE0	22/25	602.00	3626.00

For tool rating capacity please reference publication 24.01.

Thoroughly Read and Understand All Operating and Maintenance Instructions Before Attempting to Use any Victaulic Pipe Preparation Tools.

Pipe Preparation Tools

VE26/VE46 Power Drive Kit



The power drive kit allows for the VE26 and VE46 family of Groove In-Place manual roll grooving tools to be operated with a stationary power drive.

Tool Model	Part Number	Tool Weight/ Shipping Weight lb	Tool List Price
VE26/VE46 Power Drive Kit	R075026KIT	7/9	\$674.50 ^{NR}

^{NR} Non-returnable

VE46/P



VE46 is designed for manual grooving of 3½ – 6"/DN90 – DN150 steel, stainless steel, aluminum and PVC.

Tool Model	Part Number	Tool Weight/ Shipping Weight lb	Rental Per Month	Tool List Price
VE46 – Steel and Stainless Steel	R000046VE0	28/31	\$728.50	\$4386.00
VE46P – Aluminum and PVC Plastic	R200046VE0	28/31	728.50	4386.00

For tool rating capacity please reference publication 24.01.

NOTE: Items listed in shaded areas are non-cancellable and non-returnable.

RG1200



RG1200 is designed for manual grooving of 2 – 6" | DN50 – DN150 Schedule 40 carbon steel and 2 – 3" | DN50 – DN80 Schedule 80 carbon steel pipe to OGS-200 roll groove specifications. The tool is supplied complete with 2-6" roll sets; Groove confirmation gauges; Adjustable ratchet with swivel handle; and (10) shear pins.

Tool Model	Part Number	Tool Weight/ Shipping Weight lb	Rental Per Month	Tool List Price
RG1200 – OGS-200 Groove Profile	R0201200CR	47.0	\$602.00	\$3626.00

For tool rating capacity please reference publication 24.11.

For OGS-200 roll groove specifications, please reference publication 25.12.

RG1200 PARTS

Description	Part Number	Quantity	Price Each
2 – 3" Upper Roll	R9S2120U03	1	\$103.00
4 – 6" Upper Roll	R9S4120U06	1	103.00
2 – 3" Lower Roll	R9S2120L03	1	208.50
4 – 6" Lower Roll	R9S4120L06	1	208.50
2" Groove Confirmation Gauge	R020120GGE	1	39.50
2½ – 3" Groove Confirmation Gauge	R024120GGE	1	39.50
4 – 6" Groove Confirmation Gauge	R040120GGE	1	39.50
Adjustable Ratchet with Swivel Handle	R000120RCH	1	395.00
Gear (12x26 Teeth)	R0001200GR	1	152.00
Shear Pin Punch	R000120PNH	1	49.00
Shear Pin	R000120PIN	10	21.50

NOTE: Items listed in shaded areas are non-cancellable and non-returnable.



OGS-200
Confirmation
Gauges

Thoroughly Read and Understand All Operating and Maintenance Instructions Before Attempting to Use any Victaulic Pipe Preparation Tools.

Pipe Preparation Tools

RG1210



RG1210 is designed for manual grooving of 2 – 8" | DN50 – DN200 Schedule 40 carbon steel and 2 – 4" | DN50 – DN100 Schedule 80 carbon steel pipe to OGS-200 roll groove specifications. The tool is supplied complete with 2-8" roll sets; Groove confirmation gauges; Adjustable ratchet with swivel handle; and (10) shear pins.

Tool Model	Part Number	Tool Weight/ Shipping Weight lb	Rental Per Month	Tool List Price
RG1210 – OGS-200 Groove Profile	R0201210CR	95/153	\$1456.50	\$8773.00

For tool rating capacity please reference publication 24.11.

For OGS-200 roll groove specifications, please reference publication 25.12.

RG1210 PARTS

Description	Part Number	Quantity	Price Each
2 – 3" Upper Roll Assembly	R9S2121U03	1	\$311.50
4 – 6" Upper Roll Assembly	R9S4121U06	1	302.00
8" Upper Roll Assembly	R9S8121U08	1	311.50
2 – 3" Lower Roll Assembly	R9S2121L03	1	514.00
4 – 6" Lower Roll Assembly	R9S4121L06	1	526.00
8" Lower Roll Assembly	R9S8121L08	1	541.00
2" Groove Confirmation Gauge	R020120GGE	1	39.50
2½ – 3" Groove Confirmation Gauge	R024120GGE	1	39.50
4 – 6" Groove Confirmation Gauge	R040120GGE	1	39.50
8" Groove Confirmation Gauge	R080121GGE	1	36.50
Ratchet Assembly	R000120RCH	1	395.00
Shear Pin Punch	R000120PNH	1	49.00
Shear Pin	R000121PIN	10	35.00

NOTE: Items listed in shaded areas are non-cancellable and non-returnable.

VE226 B/S/M/C/BSS/ MSS/P †



The VE226 family of tools is designed to be operated using a standard 3/8"/9.5 mm square drive socket wrench (not included), for roll grooving the following 3/4"-6"/DN20-DN150 IPS pipe: steel, stainless steel, aluminum, and PVC. It can also roll groove 2-6" CTS Copper tube. Included are feeler gauges and allen wrench for depth stop setting. Built-on mount fits Ridgid 300* power drives (optional: drive mounts are available for the following power drives: Oster 310, Ridgid 535, Ridgid 1224, and Ridgid 1822).

Tool Model	Part Number	Tool Weight/ Shipping Weight lb	Rental Per Month	Tool List Price ^
VE226B – 3/4 – 1½"/DN20 – DN40	R2022260FS	27/42	\$674.50	\$4061.00
VE226S – 1¼ – 6"/DN32 – DN150	R2002260FS	27/42	674.50	4061.00
VE226M – 2 – 6"/DN50 – DN150	R3002260FS	27/42	674.50	4061.00
VE226C – 2 – 6"	R1002260FS	27/42	674.50	4061.00
VE226BSS – 3/4 – 1½"/DN20 – DN40	R00X2260FS	27/42	674.50	4061.00
VE226MSS – 2 – 6"/DN50 – DN150	RXM02260FS	27/42	674.50	4061.00
VE226P – 2 – 6"/DN50 – DN150	R6002260FS	27/42	674.50	4061.00

† NOTE: When ordering tools that require a power drive, you must determine the type of drive to be used.

^ For proper operation, a power drive and pipe stand are required. See Accessories for details.

For tool rating capacity please reference publication 24.01.

NOTE: Items listed in shaded areas are non-cancellable and non-returnable.

Thoroughly Read and Understand All Operating and Maintenance Instructions Before Attempting to Use any Victaulic Pipe Preparation Tools.

Pipe Preparation Tools

VE226 Power Drive Kit Kit for connecting a VE226 Roll Grooving Tool to a Ridgid™ * 700 Power Drive.



Tool Model	Part Number	Tool Weight/ Shipping Weight lb	Tool List Price
VE226 Power Drive Kit †	R700226KIT	75/115	\$6602.50

† Drive unit not included.

* Ridgid is a registered trademark of the Ridge Tool Company. Ridgid 700 not included in kit. Victaulic is not associated with Ridgid Tool Company.

NOTE: Items listed in shaded areas are non-cancellable and non-returnable.

* Ridgid is a registered trademark of the Ridge Tool Company. Ridgid 700 not included in kit.

Thoroughly Read and Understand All Operating and Maintenance Instructions Before Attempting to Use any Victaulic Pipe Preparation Tools.

Pipe Preparation Tools

Roll Grooving Tools – Field Fabrication

VE106



VE106 Groove-N-Go portable roll grooving tool with a self-contained power drive provides capability of grooving 1¼ – 6"/DN32 – DN150 pipe, up to and including Schedule 40. The tool can be offered in the following power configurations: 110V & 15 amp or 220V & 6 amps. Tool is supplied complete with 1¼" – 6"/DN32 – DN150 (4 – 6"/DN100 – DN150 rolls are installed).

Tool Model	Part Number	Tool Weight/ Shipping Weight lb.	Rental Per Month	Tool List Price
VE106 Groove-N-Go 110V	R000106110	140/200	\$2122.50	\$12785.50
VE106 Groove-N-Go 220V	R000106220	140/200	N/A	12785.50

For tool rating capacity please reference publication 24.01.

NOTE: Items listed in shaded areas are non-cancellable and non-returnable.

VE106 GROOVING ROLLS *

Pipe Material	Part Number	Pipe Size Range inches DN	Purchase List Price Each Set †
Carbon Steel (Sch. 5 – 40)	R912106UA6	1¼ – 6/DN32 – DN50 Upper	\$409.00
Stainless Steel (Sch. 20 – 40)	R912106L03	1¼ – 3/DN32 – DN80 Lower	1143.50
	R904106L06	4 – 6/DN100 – DN150 Lower	1143.50
Copper	RR02106006	2 – 6	1600.00
Lt. Wall Stainless Steel RX (Sch. 5S – 10S)	RX12106L06	1¼ – 6/DN32 – DN150 Lower	1264.50
EndSeal	RZ02106003	1¼ – 3/DN32 – DN80	1672.50
	RZ04106006	4 – 6/DN100 – DN150	1672.50

Any tool requiring extra rolls, in addition to standard rolls supplied, such as **RR (Copper)**, **RX (Lt. Wall Stainless Steel)**, **RP (PVC/Aluminum)**, **RZ (EndSeal)** will incur an additional charge per roll set.

† Upper and lower rolls (1 of each per set) can be sold separately. Contact Victaulic.

* Refer to How to Order at the end of this section.

NOTE: Items listed in shaded areas are non-cancellable and non-returnable.

Thoroughly Read and Understand All Operating and Maintenance Instructions Before Attempting to Use any Victaulic Pipe Preparation Tools.

Pipe Preparation Tools

VE206



VE206 portable roll grooving tool with a self-contained power drive provides capability of grooving 1¼ – 6"/DN32 – DN150 pipe, up to and including Schedule 40. The tool requires 110V, 15-amp power source. Tool is supplied complete with standard roll sets for steel 1¼" – 6"/DN32 – DN150 (4 – 6"/DN100 – DN150 rolls are installed).

Tool Model	Part Number	Tool Weight lb	Tool List Price
VE206 – 110V with Ridgid* 700 Power Drive	R000206MAS	244	\$18909.50
VE206 – without power drive unit	R000206MA1	220	13509.00

* Ridgid is a registered trademark of the Ridge Tool Company. Ridgid 700 not included in kit. Victaulic is not associated with Ridgid Tool Company.

Other compatible power drive units are available upon request.

For tool rating capacity please reference publication 24.01.

NOTE: Items listed in shaded areas are non-cancellable and non-returnable.

VE206 GROOVING ROLLS *

Pipe Material	Part Number	Pipe Size Range inches DN	Purchase List Price Each Set †
Carbon Steel (Sch. 5 – 40)	R912106UA6	1¼ – 6/DN32 – DN50 Upper	\$409.00
Stainless Steel (Sch. 20 – 40)	R912106L03	1¼ – 3/DN32 – DN80 Lower	1143.50
	R904106L06	4 – 6/DN100 – DN150 Lower	1143.50
Copper	RR02106006	2 – 6	1600.00
Lt. Wall Stainless Steel RX (Sch. 5S – 10S)	RX12106L06	1¼ – 6/DN32 – DN150 Lower	1264.50
EndSeal	RZ02106003	1¼ – 3/DN32 – DN80	1672.50
	RZ04106006	4 – 6/DN100 – DN150	1672.50

Any tool requiring extra rolls, in addition to standard rolls supplied, such as **RR (Copper), RX (Lt. Wall Stainless Steel), RP (PVC/Aluminum), RZ (EndSeal)** will incur an additional charge per roll set.

† Upper and lower rolls (1 of each per set) can be sold separately. Contact Victaulic.

* Refer to How to Order at the end of this section.

NOTE: Items listed in shaded areas are non-cancellable and non-returnable.

Thoroughly Read and Understand All Operating and Maintenance Instructions Before Attempting to Use any Victaulic Pipe Preparation Tools.

Pipe Preparation Tools

RG3400



The RG3400 is a self-contained, transportable roll grooving tool with an integral drive motor and hydraulic feed unit. The RG3400 requires a 120V, 15-amp or 220V, 8-amp power source and is supplied with a pipe stand for 1 – 12" pipe. The available configurations for this tool are listed below.

Tool Model, Roll Package and Grooving Capability	Motor Options	Part Number	Tool Weight lb	Tool List Price
RG3400 Roll Grooving Tool, Pipe Stand and Fire Protection Roll Package (See table below for package contents)	120V 60Hz	R010G34I16	302	\$12734.50
	220V 50Hz	R010G34I25	302	12734.00
RG3400 Roll Grooving Tool, Pipe Stand and Carbon Steel/ Stainless Steel OGS Roll Package (See table below for package contents)	120V 60Hz	R010G34S16	302	12734.50
	220V 50Hz	R010G34S25	302	12734.50
RG3400 Roll Grooving Tool, Pipe Stand and Light Wall Stainless Steel Roll Package (See table below for package contents)	120V 60Hz	R020G34X16	302	12734.50
	220V 50Hz	R020G34X25	302	12734.50
RG3400 Roll Grooving Tool, Pipe Stand and Copper Roll Package (See table below for package contents)	120V 60Hz	R020G34R16	302	12734.50
	220V 50Hz	R020G34R25	302	12734.50

For tool rating capacity please reference publication 24.22.

RG3400 GROOVING ROLL PACKAGES *

Roll Package and Grooving Capability	Part Number	Pipe Size Range inches DN	Purchase List Price Each Set
Fire Protection Roll Package: – Carbon Steel (Sch. 10 – 40) : 1" IGS™ – Carbon Steel (Sch. 5 – 40) / Stainless Steel (Sch. 40S) : 1¼ – 8" – Carbon Steel (Sch. 5 – 20) / Stainless Steel (Sch. 20S) : 10 – 12"	R010G34K12	1 – 12/DN25 – DN300	\$6461.00
Carbon Steel/Stainless Steel OGS Roll Package: – Carbon Steel (Sch. 5 – 40) / Stainless Steel (Sch. 40S) : 1 – 8" – Carbon Steel (Sch. 5 – 20) / Stainless Steel (Sch. 20S) : 10 – 12"	R901G34K12	1 – 12/DN25 – DN300	5056.50
Lt. Wall Stainless Steel RX Roll Package: – Lt. Wall Stainless Steel RX (Sch. 5S – 10S) : 2 – 12"	RX02G34K12	2 – 12/DN50 – DN300	6292.50
Copper Roll Package: – Copper (Types K, L, M, DWV) : 2 – 8"	RR02G34K12	2 – 8/DN50 – DN200	3090.00
PVC and Aluminum RP Roll Package: – PVC (Sch. 40) : 2", 8" – PVC (Sch. 40 – 80) : 2½ – 6" – Aluminum (Sch. 5 – 40) : 2 – 8" – Aluminum (Sch. 5 – 20) : 10", 12"	RP02G34K12	2 – 12/DN50 – DN300	4831.50

NOTE: Roll sets for the RG3400 are not compatible with other roll grooving tools.

* Refer to How to Order at the end of this section.

Please reference publication 24.22 when referencing pipe wall thickness and tool capacity ratings.

NOTE: Items listed in shaded areas are non-cancellable and non-returnable.

Thoroughly Read and Understand All Operating and Maintenance Instructions Before Attempting to Use any Victaulic Pipe Preparation Tools.

Pipe Preparation Tools

RG3400 GROOVING ROLLS*

Grooving Capability	Part Number	Pipe Size Range inches DN	Purchase List Price Each Set
Carbon Steel (Sch. 10 – 40) : 1" IGS™	RI01G34201	1/DN25	\$1408.50
Carbon Steel (Sch. 5 – 40) / Stainless Steel (Sch. 40S) : 1 – 8" Carbon Steel (Sch. 5 – 20) / Stainless Steel (Sch. 20S) : 10 – 12"	R901G34201	1 – 1½/DN25 – DN40	1296.00
	R90AG34201	1¼ – 1½/DN32 – DN40	1296.00
	R902G34203	2 – 3½/DN50 – DN90	1205.00
	R904G34206	4 – 6/DN100 – DN150	1266.50
	R908G34212	8 – 12/DN200 – DN300	1326.50
Lt. Wall Stainless Steel RX (Sch. 5S – 10S)	RX02G34203	2 – 3½/DN50 – DN90	1576.50
	RX04G34206	4 – 6/DN100 – DN150	1935.50
	RX08G34212	8 – 12/DN200 – DN300	2189.00
Copper (Types K, L, M, DWV)	RR02G34206	2 – 6/DN50 – DN150	1370.50
	RR08G34208	8/DN200	1764.00
PVC (Sch. 40) : 2", 8" PVC (Sch. 40 – 80) : 2½ – 6" Aluminum (Sch. 5 – 40) : 2 – 8" Aluminum (Sch. 5 – 20) : 10", 12"	RP02G34203	2 – 3½/DN50 – DN90	1384.00
	RP04G34206	4 – 6/DN100 – DN150	1748.00
	RP08G34212	8 – 12/DN200 – DN300	1752.50

† Upper and lower rolls (1 of each per set) can be sold separately. Contact Victaulic.

* Refer to How to Order at the end of this section.

* Refer to How to Order at the end of this section.

For tool rating capacity please reference publication 24.22.

Thoroughly Read and Understand All Operating and Maintenance Instructions Before Attempting to Use any Victaulic Pipe Preparation Tools.



Pipe Preparation Tools

VE272SFS †



The VE272SFS portable roll groover mounts easily to the Victaulic Ridgid 300® Power Drive. The VE272SFS is operated using a hand pump. A unique pivot arm design reduces handle effort. Roll changes are quick and easy. The tool is supplied complete with 2 – 12”/DN50 – DN300 roll sets; 8 – 12”/DN200 – DN300 rolls are installed.

NOTE: Optional ¾ and 1 – 1½”/DN20 – DN40 grooving rolls available.

Requires a Ridgid 300 power drive.

Tool Model	Part Number	Tool Weight/ Shipping Weight lb	Rental Per Month	Tool List Price
VE272SFS	R000272SFS	184/250	\$2561.50	\$15430.50 [^]
Optional Stabilizer (8 – 12”/DN200 – DN300 only)	R4002720FS	23	N/A	4195.50

† NOTE: When ordering tools that require a power drive, you must determine the type of drive to be used.

[^] For proper operation, a power drive and pipe stand are required. See Accessories for details.

For tool rating capacity please reference publication 24.01.

NOTE: Items listed in shaded areas are non-cancellable and non-returnable.

VE272SFS GROOVING ROLLS *

Pipe Material	Part Number	Pipe Size Range inches DN	Purchase List Price Each Set †
Carbon Steel (Sch. 5 – 40) Stainless Steel (Sch. 20 – 40)	R900268001	¾/DN20	\$5933.50
	R900268002	1 – 1½/DN25 – DN40	5110.50
	R902272003	2 – 3½/DN50 – DN90	2872.50
	R904272006	4 – 6/DN100 – DN150	3069.50
	R908272012	8 – 12/DN200 – DN300	3423.00
Carbon Steel (OGS-200 Groove Profile)	R9S2268003	2 – 3/DN50 – DN80	3114.00
	R9S4268006	4 – 6/DN100 – DN150	3328.50
Stainless Steel (OGS-200 Groove Profile)	RXS2268003	2 – 3/DN50 – DN80	4245.00
	RXS4268006	4 – 6/DN100 – DN150	4554.00
Copper	RR02272006	2 – 6	3558.00
	RR08272008	8	4997.00
Lt. Wall Stainless Steel RX (Sch. 5S – 10S)	RX75268001	¾/DN20	5933.50
	RX01268002	1 – 1½/DN25 – DN40	5110.50
	RX02272003	2 – 3½/DN50 – DN90	4003.50
	RX04272006	4 – 6/DN100 – DN150	4295.00
EndSeal	RX08272012	8 – 12/DN200 – DN300	4301.50
	RZ02272003	2 – 3½/DN50 – DN90	4671.00
	RZ04272006	4 – 6/DN100 – DN150	4776.50
PVC/Aluminum	RZ08272012	8 – 12/DN200 – DN300	4969.50
	RP02272003 [^]	2 – 3½/DN50 – DN90	3088.50
	RP04272006	4 – 6/DN100 – DN150	3522.50
	RP08272012	8/DN200	3731.50

NOTE: ROLLS CAN ONLY BE RENTED WITH A TOOL RENTAL. Contact Victaulic for details.

Any rental tool requiring extra rolls, in addition to standard rolls supplied, such as **RR (Copper)**, **RX (Stainless Steel)**, **RP (Plastic)**, **RZ (EndSeal)** will incur an additional rental charge per roll set.

† Upper and lower rolls (1 of each per set) can be sold separately. Contact Victaulic.

* Refer to How to Order at the end of this section.

NOTE: Items listed in shaded areas are non-cancellable and non-returnable.

[^] A special lower roll exclusively for grooving 2” Sch. 80 PVC is available. Part. No. RP02272L02.

Thoroughly Read and Understand All Operating and Maintenance Instructions Before Attempting to Use any Victaulic Pipe Preparation Tools.

Pipe Preparation Tools

VE270FSD



Completely self-contained unit with integral gear motor, safety guards, safety foot switch and power cord/plug. The VE270FSD uses a 110 power source, with a 220V model optional upon request. The tool is supplied complete with 2 – 12"/DN50 – DN300 roll sets; 8 – 12"/DN200 – DN300 rolls are installed.

NOTE: Optional 3/4"/DN20 and 1 – 1 1/2"/DN25 – DN40 grooving rolls available.

Tool Model	Part Number	Tool Weight/ Shipping Weight lb	Rental Per Month	Tool List Price
VE270FSD – 110V	R000270FSD	340/410	\$4859.50	\$29272.50 [^]
Optional stabilizer (8 – 12"/DN200 – DN300 only)	R400276FSD	23	N/A	4606.50

[^] For proper operation, a pipe stand is required. See Accessories for details.

For tool rating capacity please reference publication 24.01.

NOTE: Items listed in shaded areas are non-cancellable and non-returnable.

VE270FSD GROOVING ROLLS *

Pipe Material	Part Number	Pipe Size Range inches mm	Purchase List Price Each Set †
Carbon Steel (Sch. 5 – 40) Stainless Steel (Sch. 20 – 40)	R900268001	3/4"/DN20	\$5933.50
	R900268002	1 – 1 1/2"/DN25 – DN40	5110.50
	R902272003	2 – 3 1/2"/DN50 – DN90	2872.50
	R904272006	4 – 6"/DN100 – DN150	3069.50
	R908272012	8 – 12"/DN200 – DN300 ‡	3423.00
Carbon Steel (OGS-200 Groove Profile)	R9S2268003	2 – 3"/DN50 – DN80	3114.00
	R9S4268006	4 – 6"/DN100 – DN150	3328.50
Stainless Steel (OGS-200 Groove Profile)	RXS2268003	2 – 3"/DN50 – DN80	4245.00
	RXS4268006	4 – 6"/DN100 – DN150	4554.00
Copper	RR02272006	2 – 6"/DN50 – DN150	3558.00
	RR08272008	8"/DN200	4997.00
Lt. Wall Stainless Steel RX (Sch. 5S – 10S)	RX75268001	3/4"/DN20	5933.50
	RX01268002	1 – 1 1/2"/DN25 – DN40	5110.50
	RX02272003	2 – 3 1/2"/50 – 90	4003.50
	RX04272006	4 – 6"/100 – 150	4295.00
	RX08272012	8 – 12"/200 – 300	4301.50
EndSeal	RZ02272003	2 – 3 1/2"/50 – 90	4671.00
	RZ04272006	4 – 6"/100 – 150	4776.50
	RZ08272012	8 – 12"/200 – 300	4969.50
PVC/Aluminum	RP02272003 [^]	2 – 3 1/2"/50 – 90	3088.50
	RP04272006	4 – 6"/100 – 150	3522.50
	RP08272012	8"/200	3731.50

NOTE: ROLLS CAN ONLY BE RENTED WITH A TOOL RENTAL. Contact Victaulic for details.

Any rental tool requiring extra rolls, in addition to standard rolls supplied, such as **RR (Copper)**, **RX (Stainless Steel)**, **RP (Plastic)**, **RZ (EndSeal)** will incur an additional rental charge per roll set.

† Upper and lower rolls (1 of each per set) can be sold separately. Contact Victaulic.

* Refer to How to Order at the end of this section.

NOTE: Items listed in shaded areas are non-cancellable and non-returnable.

[^] A special lower roll exclusively for grooving 2" Sch. 80 PVC is available. Part. No. RP02272L02.

‡ Wall thickness capacity for 8 – 12" pipe is limited to Schedule 5 – 20.

Thoroughly Read and Understand All Operating and Maintenance Instructions Before Attempting to Use any Victaulic Pipe Preparation Tools.

Pipe Preparation Tools

VE416FS §



VE416FS is provided with a mounting stand for field or shop assembly and set up. The stand and tool must be mounted to a Ridgid 300[°] 38 rpm power drive before grooving. VE416FS is supplied complete with 2 – 16[°]/50 – 400 mm roll sets (8 – 12[°]/200 – 300 mm rolls are installed, unless otherwise specified). It is equipped with a pipe stabilizer for 6 – 16[°]/150 – 400 mm nominal pipe sizes to prevent pipe sway. 2 – 12[°]/50 – 300 mm Original Groove Rolls and 14 – 16[°]/350 – 400 mm AGS Rolls

Tool Model	Part Number	Tool Weight/ Shipping Weight lb	Rental Per Month	Tool List Price
VE416FS	R0004160FS	240/400	\$7278.00	\$50118.50 [^]

[^] For proper operation, a pipe stand is required. See Accessories for details.

For tool rating capacity please reference publication 24.01.

§ This tool should not be used for field production grooving. For field production grooving capabilities, use a VE450FSD tool. VE416FS/FSD is designed for occasional field grooving of AGS pipe.

Optional Rolls: Optional rolls are available for Schedule 5S and 10S stainless steel pipe, PVC and aluminum pipe, and type K, L, M and DWV copper tubing.

VE416FS GROOVING ROLLS *

Pipe Material	Part Number	Pipe Size Range inches mm	Purchase List Price Each Set †
Carbon Steel (Sch. 5 – 40)	R902414003	2 – 3 ¹ / ₂ /50 – 90	\$4408.50
Stainless Steel (Sch. 20 – 40)	R904416006	4 – 6/100 – 150	2388.00
	R908416012	8 – 12/200 – 300	2584.00
Carbon Steel (Sch. 80)	RS02414003	2 – 3 ¹ / ₂ /50 – 90	+
AGS Standard RW	RW01416016	14 – 16/350 – 400	6518.00
Copper	RR02414006	2 – 6/50 – 150	5761.00
	RR08416008	8/200	3946.00
EndSeal	RZ02414003	2 – 3 ¹ / ₂ /50 – 90	5118.50
	RZ04416006	4 – 6/100 – 150	3485.00
	RZ08416012	8 – 12/200 – 300	4289.50
Lt. Wall Stainless Steel RX (Sch. 5S – 10S)	RX02414003	2 – 3 ¹ / ₂ /50 – 90	5230.00
	RX04416006	4 – 6/100 – 150	3434.50
	RX08416012	8 – 12/200 – 300	3628.00
Lt. Wall Stainless Steel RWX AGS (Sch. 5S – 10S)	RWX1416016	14 – 16/350 – 400	8659.00
PVC/Aluminum	RP02414003	2 – 3 ¹ / ₂ /50 – 90	7409.50
	RP04416006	4 – 6/100 – 150	5771.00
	RP08416012	8/200	3979.50

NOTE: ROLLS CAN **ONLY** BE RENTED WITH A TOOL RENTAL. Contact Victaulic for details.

Any rental tool requiring extra rolls, in addition to standard rolls supplied, such as **RR (Copper)**, **RX (Stainless Steel)**, **RP (Plastic)**, **RZ (EndSeal)** will incur an additional rental charge per roll set.

† Upper and lower rolls (1 of each per set) can be sold separately. Contact Victaulic.

* Refer to How to Order at the end of this section.

NOTE: Items listed in shaded areas are non-cancellable and non-returnable.

+ Quoted on application. Contact Victaulic for pricing and availability.

Thoroughly Read and Understand All Operating and Maintenance Instructions Before Attempting to Use any Victaulic Pipe Preparation Tools.

Pipe Preparation Tools

VE416FSD §



VE416FSD tools are completely self-contained units with integral gear motor, safety foot switch and power cord/plug. VE416FSD uses 110V power and is supplied complete with 2 – 16"/50 – 400 mm roll sets * (8 – 12"/200 – 300 mm rolls are installed). It is equipped with a pipe stabilizer for 6 – 16"/150 – 400 mm nominal pipe sizes to prevent pipe sway.

2 – 12"/50 – 300 mm Original Groove Rolls and 14 – 16"/350 – 400 AGS Rolls

* For additional standard rolls and special rolls, see next page.

Tool Model	Part Number	Tool Weight/ Shipping Weight lb	Rental Per Month	Tool List Price
VE416FSD – 110V	R000417FSD	340/450	\$9795.00	\$67446.50 [^]

[^] For proper operation, a pipe stand is required. See Accessories for details.

For tool rating capacity please reference publication 24.01.

§ This tool should not be used for field production grooving. For field production grooving capabilities, use a VE450FSD tool. VE416FS/FSD is designed for occasional field grooving of AGS pipe.

Optional Rolls: Optional rolls are available for Schedule 5S and 10S stainless steel pipe, PVC and aluminum pipe, and type K, L, M and DWV copper tubing.

VE416FSD GROOVING ROLLS *

Pipe Material	Part Number	Pipe Size Range Inches mm	Purchase List Price Each Set †
Carbon Steel (Sch. 5 – 40) Stainless Steel (Sch. 20 – 40)	R902414003	2 – 3½/50 – 90	\$4408.50
	R904416006	4 – 6/100 – 150	2388.00
	R908416012	8 – 12/200 – 300	2584.00
Carbon Steel (Sch. 80)	RS02414003	2 – 3½/50 – 90	+
Carbon Steel (OGS-200 Groove Profile)	R9S4416006	4 – 6/100 – 150	5761.00
Stainless Steel (OGS-200 Groove Profile)	RXS4416006	4 – 6/100 – 150	3635.00
AGS Standard RW	RW01416016	14 – 16	6518.00
Copper	RR02414006	2 – 6/50 – 150	5761.00
	RR08416008	8/200	3946.00
EndSeal	RZ02414003	2 – 3½/50 – 90	5118.50
	RZ04416006	4 – 6/100 – 150	3485.00
	RZ08416012	8 – 12/200 – 300	4289.50
Lt. Wall Stainless Steel RX (Sch. 5S – 10S)	RX02414003	2 – 3½/50 – 90	5230.00
	RX04416006	4 – 6/100 – 150	3434.50
	RX08416012	8 – 12/200 – 300	3628.00
Lt. Wall Stainless Steel RWX AGS (Sch. 5S – 10S)	RWX1416016	14 – 16/350 – 400	8659.00
PVC/Aluminum	RP02414003	2 – 3½/50 – 90	7409.50
	RP04416006	4 – 6/100 – 150	5771.00
	RP08416012	8/200	3979.50

NOTE: ROLLS CAN **ONLY** BE RENTED WITH A TOOL RENTAL. Contact Victaulic for details.

Any rental tool requiring extra rolls, in addition to standard rolls supplied, such as **RR (Copper)**, **RX (Stainless Steel)**, **RP (Plastic)**, **RZ (EndSeal)** will incur an additional rental charge per roll set.

† Upper and lower rolls (1 of each per set) can be sold separately. Contact Victaulic.

* Refer to How to Order at the end of this section.

NOTE: Items listed in shaded areas are non-cancellable and non-returnable.

+ Quoted on application. Contact Victaulic for pricing and availability.

Thoroughly Read and Understand All Operating and Maintenance Instructions Before Attempting to Use any Victaulic Pipe Preparation Tools.

Pipe Preparation Tools

VE450FSD



VE450FSD is a self-contained unit with two 220 volt, single phase 50/60 hz, 20 amp integral gear motors to handle heavier loads, safety foot switch and power cord/plug. VE450FSD is supplied complete with 4 – 12”/100 – 300 mm original groove roll sets and 14 – 24”/350 – 600 mm AGS groove roll sets (8 – 12”/200 – 300 mm rolls are installed, unless otherwise specified).

Tool Model	Part Number	Tool Weight/ Shipping Weight lb	Rental Per Month	Tool List Price
VE450FSD	R000450FSD	825	\$14390.00	\$86686.00

Optional Rolls: Optional rolls are available for 4 – 18”/100 – 450 mm light wall stainless steel original groove; 14 – 24”/350 – 600 mm light wall stainless steel AGS groove; and 4 – 12”/100 – 300 mm EndSeal (ES) groove. RP roll sets are also available for roll grooving aluminum and plastic.

Note: VE450FSD is designed for field use only and should not be used for shop production.

VE450FSD GROOVING ROLLS *

Pipe Material	Part Number	Pipe Size Range inches mm	Purchase List Price Each Set †
Carbon Steel (Sch. 5 – 40)	R9Q1448006	4 – 6/100 – 150	\$8548.50
Stainless Steel (Sch. 20 – 40)	R9Q1448012	8 – 12/200 – 300	11082.00
AGS Standard RW	RWQ2448024	14 – 24/350 – 600	11136.00
Lt. Wall Stainless Steel RX (Sch. 5S – 10S)	RXQ1448006	4 – 6/100 – 150	20058.50
	RXQ1448012	8 – 12/200 – 300	16240.50
	RXQ1448016	14 – 16/350 – 400	16185.00
	RXQ1448020	18/450	16440.00
Lt. Wall Stainless Steel RWX AGS (Sch. 5S - 10S)	RWQX460018	14 – 18/350 – 450 AGS	15141.00
	RWQX460024	20 – 24/500 – 600 AGS	14827.00
PVC/Aluminum	RPQ1448006	4 – 6/100 – 150	+
	RPQ1448012	8/200	+

NOTE: ROLLS CAN **ONLY** BE RENTED WITH A TOOL RENTAL. Contact Victaulic for details.

Any rental tool requiring extra rolls, in addition to standard rolls supplied, such as **RR (Copper), RX (Stainless Steel), RP (Plastic), RZ (EndSeal)** will incur an additional rental charge per roll set.

† Upper and lower rolls (1 of each per set) can be sold separately. Contact Victaulic.

* Refer to How to Order at the end of this section.

+ Quoted on application. Contact Victaulic for pricing and availability.

For tool rating capacity please reference publication 24.01.

NOTE: Items listed in shaded areas are non-cancellable and non-returnable.

Thoroughly Read and Understand All Operating and Maintenance Instructions Before Attempting to Use any Victaulic Pipe Preparation Tools.

Pipe Preparation Tools

Roll Grooving Tools – Shop Fabrication

NOTE: All shop models shipped set for 220 power, unless specified otherwise.

VE268 †



Fully-motorized, semi-automatic, electro-hydraulic tool complete with safety guards, safety foot switch and power cord. The VE268 requires a 220/440V, 3 phase, 60 hertz power supply for operation and is equipped with a pipe stabilizer for 8 – 12"/200 – 300 mm nominal pipe sizes to prevent pipe sway. The tool is shipped fully assembled for standard grooving (2 – 12"/50 – 300 mm pipe) * (8 – 12"/200 – 300 mm rolls are installed, unless otherwise specified).

NOTE: Optional $\frac{3}{4}$ "/20mm and 1 – 1 $\frac{1}{2}$ "/25 – 40 mm grooving rolls available.

Request RP-268 for power requirements or visit the Victaulic web site.

† These tools are rated for 220 or 240 volt service. They cannot be used with 208 volt service. For individual amperage power requirements, refer to RP sheet supplied with tool. Each model may require different incoming power requirements. (If your service is 208 volts, a "Boost and Buck Transformer" may be required.)

3 phase requires tool power to be hard wired by a local certified electrician.

Tool Model	Part Number	Tool Weight/ Shipping Weight lb	Rental Per Month	Tool List Price
VE268 – 220V	R000268VE0	735/766	\$6371.50	\$62666.00 [^]
VE268 – 440V	R000268VE4	735/766	6371.50	62666.00 [^]

[^] For proper operation, a pipe stand is required. See Accessories for details.

For tool rating capacity please reference publication 24.01.

VE268 GROOVING ROLLS *

Pipe Material	Part Number	Pipe Size Range inches mm	Purchase List Price Each Set †
Carbon Steel (Sch. 5 – 40) Stainless Steel (Sch. 20 – 40)	R900268001	$\frac{3}{4}$ "/20	\$5933.50
	R900268002	1 – 1 $\frac{1}{2}$ "/25 – 40	5110.50
	R902272003	2 – 3 $\frac{1}{2}$ "/50 – 80	2872.50
	R904272006	4 – 6/100 – 150	3069.50
	R908272012	8 – 12/200 – 300 ‡	3423.00
Carbon Steel (OGS-200 Groove Profile)	R9S2268003	2 – 3/50 – 80	3114.00
	R9S4268006	4 – 6/100 – 150	3328.50
Stainless Steel (OGS-200 Groove Profile)	RXS2268003	2 – 3/50 – 80	4245.00
	RXS4268006	4 – 6/100 – 150	4554.00
Copper	RR02272006	2 – 6/50 – 150	3558.00
	RR08272008	8/200	4997.00
EndSeal	RZ02272003	2 – 3 $\frac{1}{2}$ "/50 – 90	4671.00
	RZ04272006	4 – 6/100 – 150	4776.50
	RZ08272012	8 – 12/200 – 300	4969.50
Lt. Wall Stainless Steel RX (Sch. 5S – 10S)	RX75268001	$\frac{3}{4}$ "/20	5933.50
	RX01268002	1 – 1 $\frac{1}{2}$ "/25 – 40	5110.50
	RX02272003	2 – 3 $\frac{1}{2}$ "/50 – 80	4003.50
	RX04272006	4 – 6/100 – 150	4295.00
	RX08272012	8 – 12/200 – 300	4301.50
PVC/Aluminum	RP02272003 [^]	2 – 3 $\frac{1}{2}$ "/50 – 90	3088.50
	RP04272006	4 – 6/100 – 150	3522.50
	RP08272012	8/200	3731.50

NOTE: Items listed in shaded areas are non-cancellable and non-returnable.

NOTE: ROLLS CAN **ONLY** BE RENTED WITH A TOOL RENTAL. Contact Victaulic for details.

Any rental tool requiring extra rolls, in addition to standard rolls supplied, such as **RR (Copper)**, **RX (Stainless Steel)**, **RP (Plastic)**, **RZ (EndSeal)** will incur an additional rental charge per roll set.

† Upper and lower rolls (1 of each per set) can be sold separately. Contact Victaulic.

* Refer to How to Order at the end of this section.

[^] Lower roll only.

[^] A special lower roll exclusively for grooving 2" Sch. 80 PVC is available. Part. No. RP02272L02.

‡ Wall thickness capacity for 8 – 12" pipe is limited to Schedule 5 – 20.

Thoroughly Read and Understand All Operating and Maintenance Instructions Before Attempting to Use any Victaulic Pipe Preparation Tools.

Pipe Preparation Tools

VE414MC †



NOTE: All shop models shipped set for 220 power, unless specified otherwise. **3 phase power requires tool to be hard wired by a local certified electrician.**

Fully-motorized, semi-automatic, hydraulic tool is shipped fully assembled with rolls for standard grooving (2 – 16”/50 – 400 mm pipe *). Requires 220/440V, 3 phase, 60 Hz power supply. Safety guard, safety foot switch and instructions are included. Pipe stabilizer for pipe 8”/200 mm and larger is included, to prevent pipe sway.

2 – 12”/50 – 300 mm Original Groove Rolls

14 – 16”/350 – 400 mm AGS Groove Rolls

Request RP-414MC for power requirements or visit the Victaulic web site.

† These tools are rated for 220 volt service. They cannot be used with 208 volt service. For individual amperage power requirements, refer to RP sheet supplied with tool. Each model may require different incoming power requirements. (If your service is 208 volts, a “Boost & Buck Transformer” may be required.)

* For additional standard rolls and special rolls, see next page.

Tool Model	Part Number	Tool Weight/ Shipping Weight lb	Rental Per Month	Tool List Price
VE414MC 220V	R000414MC1	735/830	\$9746.00	\$90189.50 [^]
VE414MC 440V	R000414MC2	735/830	9746.00	90189.50 [^]

[^] For proper operation, a pipe stand is required. See Accessories for details.

Optional Rolls: Optional rolls are available for Schedule 5S and 10S stainless steel pipe, PVC and aluminum pipe, and type K, L, M and DWV copper tubing. AGS roll sets for 14 – 16”/350 – 400 mm std. wall carbon steel pipe are now standard. Contact Victaulic for pricing and availability.

For product applications requiring the original groove roll sets, please contact Victaulic for ordering information.

VE414MC GROOVING ROLLS *

Pipe Material	Part Number	Pipe Size Range inches mm	Purchase List Price Each Set †
Carbon Steel (Sch. 5 – 40)	R902414003	2 – 3½/50 – 90	\$4408.50
	R904416006	4 – 6/100 – 150	2388.00
Stainless Steel (Sch. 20 – 40)	R908416012	8 – 12/200 – 300	2584.00
Carbon Steel (Sch. 80)	RS02414003	2 – 3½/50 – 90	+
AGS Standard RW	RW01416016	14 – 16/350 – 400	6518.00
Copper	RR02414006	2 – 6/50 – 150	5761.00
	RR08416008	8/200	3946.00
EndSeal	RZ02414003	2 – 3½/50 – 90	5118.50
	RZ04416006	4 – 6/100 – 150	3485.00
	RZ08416012	8 – 12/200 – 300	4289.50
Lt. Wall Stainless Steel RX (Sch. 5S - 10S)	RX02414003	2 – 3½/50 – 90	5230.00
	RX04416006	4 – 6/50 – 90	3434.50
	RX08416012	8 – 12/200 – 300	3628.00
Lt. Wall Stainless Steel RWX AGS (Sch. 5S – 10S)	RWX1416016	14 – 16/350 – 400	8659.00
PVC/Aluminum	RP02414003	2 – 3½/50 – 90	7409.50
	RP04416006	4 – 6/50 – 90	5771.00
	RP08416012	8/200	3979.50

NOTE: ROLLS CAN ONLY BE RENTED WITH A TOOL RENTAL. Contact Victaulic for details.

Any rental tool requiring extra rolls, in addition to standard rolls supplied, such as **RR (Copper)**, **RX (Stainless Steel)**, **RP (Plastic)**, **RZ (EndSeal)** will incur an additional rental charge per roll set.

† Upper and lower rolls (1 of each per set) can be sold separately. Contact Victaulic.

* Refer to How to Order at the end of this section.

NOTE: Items listed in shaded areas are non-cancellable and non-returnable.

For tool rating capacity please reference publication 24.01.

+ Quoted on application. Contact Victaulic for pricing and availability.

Thoroughly Read and Understand All Operating and Maintenance Instructions Before Attempting to Use any Victaulic Pipe Preparation Tools.

Pipe Preparation Tools

VE460 †



NOTE: All shop models shipped set for 220 power, unless specified otherwise. **3 phase power requires tool to be hard wired by a local certified electrician.**

Base Tool – Fully-motorized, semi-automatic, hydraulic shop tool is shipped fully assembled with rolls for standard grooving (4 – 24”/100 – 600 mm) .500 wall maximum. 8 – 12” rolls are installed.

4 – 12”/100 – 300 mm Original Groove System Groove Rolls

14 – 24”/350 – 600 mm AGS Groove Rolls

Requires 220/440 V/3 phase/60 Hz power supply. All tools are shipped 220 V as a standard. Operating instructions included.

Request RP-460 for power requirements or visit the Victaulic web site.

† These tools are rated for 220 volt service. They cannot be used with 208 volt service. For individual amperage power requirements, refer to RP sheet supplied with tool. Each model may require different incoming power requirements. (If your service is 208 volts, a “Boost and Buck Transformer” may be required.)

See kits below for components required to groove above 24”/600 mm.

Tool Model	Part Number	Roll Sets Included	Railing and Platform Kit Included	Support Base Included	Tool Weight/ Shipping Weight lb	Rental Per Month	List Price	Recommended Pipe Stand ^
TOOL ONLY VE460	R000460VE0	4 – 6”/100 – 150 mm (R9Q1460006), 8 – 12”/200 – 300 mm (R9Q1460012), 14 – 24”/350 – 600 mm (RWQ2460024) AGS	N/A	N/A	1500/1750	\$23365.50	\$164961.50	VAPS224 (R000224PS0) OR VAPS1672 (R0001672PS) OR VAP131R (R101131ASY)
Optional Kits for Grooving Above 24” ‡								
KIT 1 26 – 38”/ 650 – 950 mm	R260460KIT	26 – 38”/650 – 950 mm (RWQ3460038) AGS	1 (R550460KIT)	1 (R551460PNT)	N/A	4183.50	23631.50	VAPS1672 (R0001672PS)
KIT 2 40 – 50”/ 1000 – 1250 mm	R400460KIT	40 – 50”/1000 – 1250 mm (RWQ3460050) AGS	1 * (R550460KIT)	2 ** (R551460PNT)	N/A	4700.50	24208.50	VAPS1672 (R0001672PS)
KIT 3 54 – 60”/ 1350 – 1500 mm	R500460KIT	54 – 60”/1350 – 1500 mm (RWQ3460060) AGS	1 * (R550460KIT)	3 ** (R551460PNT)	N/A	5256.50	24783.50	VAPS1672 (R0001672PS)

Optional Rolls: Optional rolls are available for Schedule 5S and 10S stainless steel pipe, PVC, and aluminum pipe.

NOTE: Items listed in shaded areas are non-cancellable and non-returnable.

^ For proper operation, a pipe stand is required. See Accessories for details.

‡ Optional Accessory Kits list REQUIRED COMPONENTS to groove up to the specified size. Kit components can be ordered individually or as a kit.

* Railing and Platform Kit is required only if preceding kit has not been ordered.

** Only one (1) Support Base is required if preceding kit has been ordered.

For tool rating capacity please reference publication 24.01.

Thoroughly Read and Understand All Operating and Maintenance Instructions Before Attempting to Use any Victaulic Pipe Preparation Tools.

Pipe Preparation Tools

VE460 GROOVING ROLLS *

Pipe Material	Part Number	Pipe Size Range inches mm	Purchase List Price Each Set
Carbon Steel (Sch. 5 – 40) Stainless Steel (Sch. 20 – 40)	R9Q1460006	4 – 6/100 – 150	\$7785.00
	R9Q1460012	8 – 12/200 – 300	7513.00
	RWQ2460024	14 – 24/350 – 600 AGS	7209.50
Lt. Wall Stainless Steel RX (Sch. 5S – 10S)	RXQ1460006	4 – 6/100 – 150	16800.50
	RXQ1460012	8 – 12/200 – 300	14892.00
Lt. Wall Stainless Steel RX OGS	RXQ1460016	14 – 16/350 – 400	11578.50
	RXQ1460020	18 – 20/450 – 500	17905.00
	RXQ1460024	22 – 24/550 – 600	15033.50
Lt. Wall Stainless Steel RWX AGS (Sch. 5S - 10S)	RWQX460018	14 – 18/350 – 450 AGS	15141.00
	RWQX460024	20 – 24/500 – 600 AGS	14827.00
Carbon Steel (OGS-200 Groove Profile)	R9QS460008	8/200	8148.00
Stainless Steel (OGS-200 Groove Profile)	RXS8460008	8/200	15067.00
PVC/Aluminum	RPQ1460006	4 – 6/100 – 150	17217.00
	RPQ1460012	8 – 12/200 – 300	16349.50
EndSeal	RZQ1460006	4 – 6/100 – 150	15242.50
	RZQ1460012	8 – 12/200 – 300	12844.50

NOTE: Items listed in shaded areas are non-cancellable and non-returnable.

NOTE: ROLLS CAN **ONLY** BE RENTED WITH A TOOL RENTAL. Contact Victaulic for details.

Any rental tool requiring extra rolls, in addition to standard rolls supplied, such as **RR (Copper)**, **RX (Stainless Steel)**, **RP (Plastic)**, **RZ (EndSeal)** will incur an additional rental charge per roll set.

† Upper and lower rolls (1 of each per set) can be sold separately. Contact Victaulic.

* Refer to How to Order at the end of this section.

Thoroughly Read and Understand All Operating and Maintenance Instructions Before Attempting to Use any Victaulic Pipe Preparation Tools.

Pipe Preparation Tools

50T



NOTE: 50T shipped set for 380V, unless specified otherwise. **3 phase power requires tool to be hard wired by a local certified electrician.**

Base Tool – Fully-motorized, semi-automatic, hydraulic tool is shipped complete with safety guards and safety foot switch.

Capable of roll grooving 14 – 72”/DN350 – DN1700 steel pipe. Roll sets are not included with 50T and must be ordered separately.

Support bases are required for roll grooving 26”/DN650 and larger pipe sizes. Each support is 16”/DN400 in height and corresponds with a range of allowable pipe sizes.

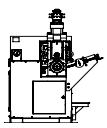
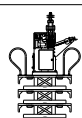
Tool can also be supplied in various voltages. Contact Victaulic for details.

Tool Model	Part Number	Tool Weight/ Shipping Weight lb	Rental Per Month	Tool List Price
50T ^	R14050T3ZR	3800/4100	\$30091.50	\$181270.50

For tool rating capacity please reference publication 24.09.

^ For proper operation, an approved pipe stand is required. See Victaulic Fabrication Cell for details.

50T Optional Accessories

Tool Model	Part Number	Tool Weight/ Shipping Weight lb	Rental Per Month	List Price	Recommended Pipe Stand ^
TOOL ONLY 50T	 R14050T3ZR	3800/4100	\$30091.50	\$181270.50	VAPS224 (R000224PS0) OR VAPS1672 (R0001672PS) OR VAP131R (R101131ASY)
Optional Kit for Grooving Above 24" ‡					
Stand and Platform Kit	 R040550KIT	100	6130.00	27262.50	VAPS1672 (R0001672PS)

For tool rating capacity please reference publication 24.09.

^ For proper operation, a pipe stand is required. See Accessories for details.

‡ For 26-72" R040550KIT must be ordered. Includes railing kit and 3 platforms.

NOTE: Items listed in shaded areas are non-cancellable and non-returnable.

Thoroughly Read and Understand All Operating and Maintenance Instructions Before Attempting to Use any Victaulic Pipe Preparation Tools.

Pipe Preparation Tools

RG5200i



NOTE: All shop models shipped set for 220 power. For other voltage inquiries, contact Victaulic.

3 phase power requires tool to be hard wired by a local certified electrician.

RG5200i Grooving Capacity: Fully automated 4 – 12"/100 – 300 mm OGS and 14 – 16"/350 – 400 mm AGS.

Semi-automated 18 – 24"/450 – 600 mm AGS; once groove is complete, the operator must manually measure "C" dimension with a Go/No-Go tape.

Optional stainless steel rolls available. Specify on order.

Supplied with roll sets for grooving 4 – 24"/100 – 600 mm carbon steel Schedule 10 – 40 pipe

Tool requires commission by a certified Victaulic representative

Required 18 Amp, 208 – 240 VAC three-phase power, 50/60 Hz

Victaulic VAP131R or equivalent pipe stand is required and is critical for proper operation of the RG5200i

Tool Model	Lease Per Month (Lease Only)			
	1 – 6 Months	7 – 12 Months	13 – 36 Months	37 – 60 Months
RG5200i	\$5716.50	\$4203.00	\$2517.50	\$2239.50
VAP131R	1194.50	762.00	598.50	436.00

^ For proper operation, an approved pipe stand is required. See Victaulic Fabrication Cell for details.

Replacement reflective magnets are available for purchase at **\$21.50** each LIST. Request part code NM00G52004.

Stainless steel targets are available for purchase at \$32.50 per sheet. Each sheet has 64 reflective targets. Targets may not be re-used. Request part code NMSC000016.

For tool rating capacity please reference publication 24.05.

RG5200I GROOVING ROLLS

Pipe Material	Part Number	Pipe Size Range inches mm	Lease Price Per Set
Carbon Steel (Sch. 5 – 40) Stainless Steel (Sch. 20 – 40)	R9Q1G52006	4 – 6/100 – 150	+
	R9Q1G52012	8 – 12/200 – 300	+
	RWQ2G52024	14 – 24/350 – 600 AGS	+
Lt. Wall Stainless Steel (Sch. 5S – 10S)	RXQ1G52006	4 – 6/100 – 150	+
	RXQ1G52012	8 – 12/200 – 300	+
	RWX1G52024	14 – 24/350 – 600 AGS	+

+ Quoted on application. Contact Victaulic for pricing and availability.

NOTE: Items listed in shaded areas are non-cancellable and non-returnable.

Lease pricing for roll sets varies on contract terms. Contact Victaulic for pricing, terms and conditions.

Roll sets for the RG5200i are not compatible with other Victaulic grooving tools.

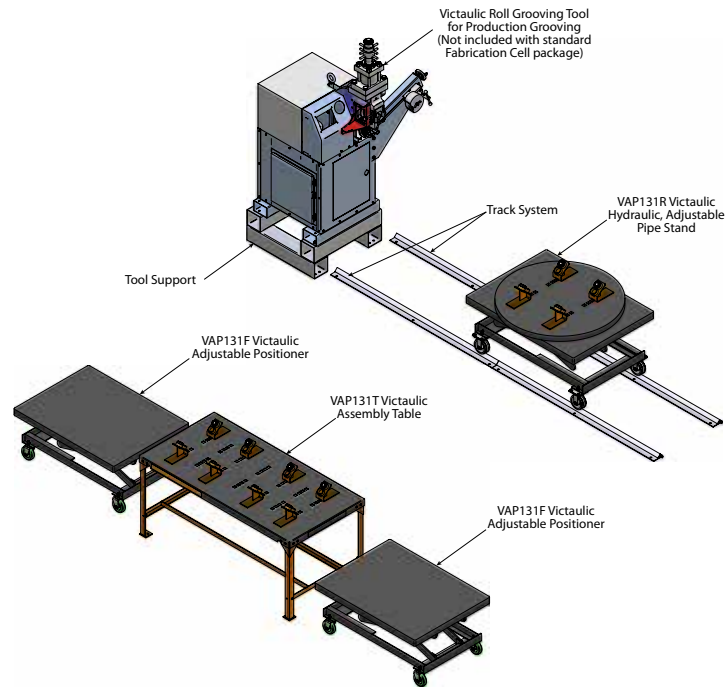
Contact Victaulic for lease details.

Thoroughly Read and Understand All Operating and Maintenance Instructions Before Attempting to Use any Victaulic Pipe Preparation Tools.

Pipe Preparation Tools

Victaulic Fabrication Cell

Includes hydraulic adjustable pipe stand and tracks, tool support, two adjustable positioner tables, and an assembly table. Also includes caster wheels and ball transfers. Grooving tools are offered with the package, but are not included in the price of the base package.



The Victaulic Fabrication Cell is designed for 4 – 24”/100 – 600 mm pipe for single random lengths. Pipe lengths smaller than single randoms require friction slides.

VICTAULIC FABRICATION CELL

Description	Part Number	List Price
Victaulic Fabrication Cell without Grooving Tool – Base Package	R001131KIT	\$74921.00

VICTAULIC FABRICATION CELL WITH GROOVING TOOL

Description	Part Number	List Price
Victaulic Fabrication Cell with VE414MC Roll Grooving Tool	R000131414	\$159599.00
Victaulic Fabrication Cell with VE460 Roll Grooving Tool	R000131460	239876.50

VICTAULIC FABRICATION COMPONENTS SOLD SEPARATELY

Description	Part Number	Rental Per Month	List Price
VAP131R – Pipe Stand with V Track	R101131ASY	\$2609.50	\$46393.50
VAP131T – Assembly Table	R200131ASY	N/A	18718.50
VAP131F – Positioner (Each)	R102131ASY	N/A	15683.50

Victaulic Fabrication Cell Accessories

Description	Part Number	List Price
V-Track Wheels	NM05000010	\$182.50
V-Track 6-ft. Sections (Qty. 4 required)	R400131PNT	1042.00
Ball Transfers	NM28000002	461.50 ^{NR}
Ball Transfer Support	R301131PNT	461.50
Friction Slide	R208131PNT	185.50
Friction Brake	R210131ASY	568.00

NOTE: Items listed in shaded areas are non-cancellable and non-returnable.

^{NR} Non-returnable

NOTE: Please refer to Tool Manuals for quantities required.

Thoroughly Read and Understand All Operating and Maintenance Instructions Before Attempting to Use any Victaulic Pipe Preparation Tools.

Pipe Preparation Tools

Tool Accessories

PS3400



Adjustable Pipe Stands are portable and self-standing units. Rotating design allows pipe to be spun around for grooving of both pipe ends without removing pipe from the stand. They are designed for direct use with roll grooving tools: RG3212 and RG3400.

Capacities: 1 – 12"/DN25 – DN300 IPS pipe †

Load Rating: 750 lbs

Vertical Stroke: 9.9"/251 mm

Min. Pipe Height from Floor: 17.83"/453mm on 12"/DN300 pipe and 21.3"/541mm on 1"/DN25 pipe

Max. Pipe Height from Floor: 27.72"/704mm on 12"/DN300 pipe and 31.2"/792mm on 1"/DN25 pipe

Tool Model	Part Number	Tool Weight/ Shipping Weight lb	Tool List Price
PS3400	NMSC000120	40/45	\$1060.00

† Indicates pipe size capacity. For wall thickness capacity and general tool ratings see separate Tool Rating Data in publication 24.01.

VAPS112



Adjustable Pipe Stands are portable and self-standing units. Turnstile design allows pipe to be spun around for grooving of both pipe ends without dismounting pipe from stand. Unique trough design allows for rotational and forward/traverse movement. They are designed for direct use with roll grooving tools: VE272SFS, VE268, VE270FSD.

Capacities: ¾ – 12"/20 – 300 mm IPS pipe †

Load Rating: 1075 lbs

Vertical Stroke: 10¾"/273.1 mm

Min. Pipe Height from Floor: 23¼"/590.6 mm on ¾"/19.1 mm pipe

Handle Effort Required to Raise 1075 lbs Load: 50 lbs Max.

Tool Model	Part Number	Tool Weight/ Shipping Weight lb	Rental Per Month	Tool List Price
VAPS 112	R000112PS0	190/220	\$1595.50	\$12529.50

† Indicates pipe size capacity. For wall thickness capacity and general tool ratings see separate Tool Rating Data in publication 24.01.

Thoroughly Read and Understand All Operating and Maintenance Instructions Before Attempting to Use any Victaulic Pipe Preparation Tools.

Pipe Preparation Tools

VAPS224



Adjustable Pipe Stands are portable and self-standing units that permit free pipe rotation and traversing on ball transfers. Turnstile design allows pipe to be spun around for grooving of both pipe ends without dismounting pipe from stand. They are designed for direct use with roll grooving tools: VE416/FSD, VE414MC, VE436MC, VE460, 50T.

Capacities: 2 – 24"/50 – 600 mm IPS pipe †

Load Rating: 1800 lbs

Vertical Stroke: 21"/533.4 mm

Min. Pipe Height from Floor: 14"/355.6 mm on 24"/609.6 mm IPS pipe

Max. Pipe Height from Floor: 39"/990.6 mm on 2"/50.8 mm IPS pipe

Handle Effort Required to Raise 1800 lbs Load: 50 lbs Max.

Tool Model	Part Number	Tool Weight/ Shipping Weight lb	Rental Per Month	Tool List Price
VAPS 224	R000224PS0	260/315	\$1940.00	\$18807.50

† Indicates pipe size capacity. For wall thickness capacity and general tool ratings see separate Tool Rating Data in publication 24.01.

VAPS1672



Adjustable Pipe Stands are portable and self-standing units that permit free pipe rotation. They are designed for direct use with roll grooving tools: VE436MC, VE460 and 50T.

Capacities: 16 – 72"/400 – 1800 mm pipe †

Load Rating: 10000 lbs

Vertical Stroke: 17"/431.8 mm

Min. Pipe Height from Floor: 16"/DN400 on 72"/DN1800 pipe

Max. Pipe Height from Floor: 28"/DN700 on 16"/DN400 pipe

Tool Model	Part Number	Tool Weight/ Shipping Weight lb	Rental Per Month	Tool List Price
VAPS1672	R0001672PS	480	\$7515.00	\$45268.50

† Indicates pipe size capacity. For wall thickness capacity and general tool ratings see separate Tool Rating Data in publication 24.01.

NOTE: Items listed in shaded areas are non-cancellable and non-returnable.

VE436MC Quick Change Slide Conversion Kit



The VE436MC Quick Change Slide Conversion Kit includes an upper shaft and slide held in place by a detent pin for improved efficiency. The kit also includes 4 – 12"/100 – 300 mm standard groove upper rolls, 14 – 24"/350 – 600 mm AGS groove upper rolls, pipe size, pipe rotation, guard setting labels, and guard setting pads (standard and AGS).

NOTE: Upper rolls only are included with the kit. Lower rolls can be purchased separately. Retain original slide, shaft, set screws and roll grooving assembly for future use.

Conversion Kit	Part Number	Kit Weight lb	Kit List Price
VE436MC Quick Change Slide Conversion Kit	R150436KIT	106	\$21220.50

NOTE: Items listed in shaded areas are non-cancellable and non-returnable.

NOTE: The VE436MC tool has a maximum wall thickness range of up to .375"/9.5 mm

Thoroughly Read and Understand All Operating and Maintenance Instructions Before Attempting to Use any Victaulic Pipe Preparation Tools.

Pipe Preparation Tools

Cut Grooving Tools – Field Fabrication

VG28GD (Gear Drive) *



Includes tool set installed for grooving 4 – 6"/100 – 150 mm standard steel pipe, crate, operating instructions, tool bit removal kit, 10"/250 mm extension bar, depth stop adjustment tools and one extra 2 – 3½"/50 – 90 mm and 8"/200 mm standard groove steel pipe tool bits.

Capacities: 2 – 8"/50 – 200 mm steel (and other IPS metallic pipe) and 3 – 6"/80 – 150 mm AWWA cast or ductile iron pipe
(Additional bits required)

Tool Model	Part Number	Tool Weight/ Shipping Weight lb	Rental Per Month	Tool List Price
VG28GD (Gear Drive)	R000281AVG	37/56	\$4462.00	\$40185.00

NOTE: Victaulic Cut Grooving Tools require an external power drive (see Power Mule II in Pipe Preparation Tool Accessories).

For tool rating capacity please reference publication 24.01.

VG28GD PARTS

Type Pipe	Type Groove	Pipe Size/ Tool Bit Marking inches mm	Part Number	Purchase Price Each
Steel (Aluminum Stainless and other IPS Metallic)	Standard	2 – 3½/50 – 90 Std.	RK02280003	\$701.00
		4 – 6/100 – 150 Std.	RK04280006	701.00
		8/200 Std.	RK08280008	701.00
	EndSeal	2 – 3½/50 – 90 ES	RK02280Z03	701.00
		4 – 6/100 – 150 ES	RK04280Z06	701.00
		8/200 ES	RK08280Z08	701.00
AWWA # Cast and Ductile Iron	Standard (Rigid)	3 – 6/80 – 150 CIR *	RK03280G06	1360.00
	Flexible	3 – 6/80 – 150 CIF	RK03280E06	1360.00
Stainless Steel	SS	2 – 3½/50 – 90	RK02280S03	540.50
		4 – 6/100 – 150	RK04280S06	600.50
		8/200	RK08280S08	634.00

Carbide Tipped Tool Bits supplied for grooving cast and ductile pipe have one edge **not** suitable for resharpening.

* Requires Special Cast Iron Rigid Pipe Stops (Part No. R-016-280-AVG [2 required]).

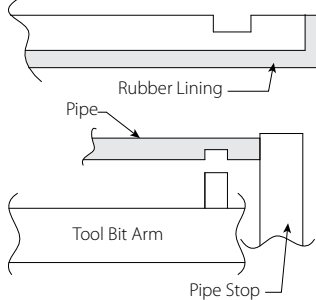
NOTE: Special urethane covered Idler Roll (Part No. R-033-281-AVG) recommended for grooving glass lined pipe.

NOTE: Items listed in shaded areas are non-cancellable and non-returnable.

Thoroughly Read and Understand All Operating and Maintenance Instructions Before Attempting to Use any Victaulic Pipe Preparation Tools.

Pipe Preparation Tools

VG28GD-ABR



The standard VG28GD tool can be equipped to provide grooving for lined piping systems susceptible to abrasion. Parts for cut grooving for abrasive services are found in the parts required for abrasive systems table. For details for abrasion grooving please refer to publication 25.03. The VG28GD tool is required for use with VG28GD-ABR spare parts. These parts must be ordered separately for abrasive grooving services.
Capacities: 2 – 8”/50 – 200 mm carbon steel.

PARTS REQUIRED FOR ABRASIVE SYSTEMS

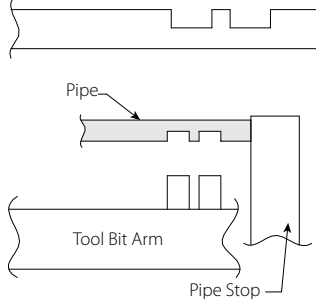
Type Pipe	Part	Pipe Size/ Tool Bit Marking inches mm	Part Number	Price Each
Steel	Knives/Tool Bit	2 – 3½/50 – 90	RK02280003	\$ 701.00
		4 – 6/100 – 150	RK04285M06	1185.50
		8/200	RK08285M08	1107.50
	Stop Spacers †	2 – 8/50 – 200	R001285MCH	674.50

† Two Required

For tool rating capacity please reference publication 24.01.

NOTE: Items listed in shaded areas are non-cancellable and non-returnable.

VDG26GD (Gear Drive)*



Includes tool set for grooving 6”/150 mm **double groove standard carbon steel pipe**. Also includes crate, operation instructions, tool bits, tool bit removal kit, 10”/250 mm extension bar and depth stop adjusting tools.

Capacities: 6”/150 mm carbon steel

NOTE: For details on grooving pipe to be joined with Style 808 Double Groove Couplings, please refer to publication 25.04.

Tool Model	Part Number	Tool Weight/ Shipping Weight lb	Rental Per Month	Tool List Price
VDG26GD **	R000284AVG	37/56	\$7096.00	\$58514.50

NOTE: Victaulic Cut Grooving Tools require an external power drive (see Power Mule II in Pipe Preparation Tool Accessories).

** The VDG26GD is used to prepare pipe ends for Victaulic Style 808 Double Groove Couplings only.

For tool rating capacity please reference publication 24.01.

NOTE: Items listed in shaded areas are non-cancellable and non-returnable.

VDG26GD PARTS

Type Pipe	Knife/Bit	Pipe Size/ Tool Bit Marking inches mm	Part Number	Price Each
Carbon Steel	A	6/150	RK04284A06	\$1876.00
	B	6/150	RK04284B06	1876.00

NOTE: Items listed in shaded areas are non-cancellable and non-returnable.

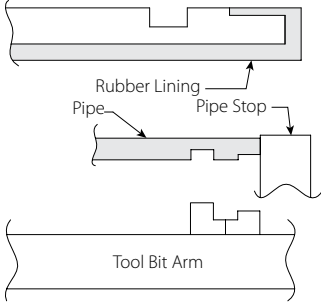
Thoroughly Read and Understand All Operating and Maintenance Instructions Before Attempting to Use any Victaulic Pipe Preparation Tools.

Pipe Preparation Tools

VG26GD-COR (Abrasion and Corrosion)

Includes tool set for grooving Schedule 40 or higher 2 – 6" MRL (machined for rubber lining) pipe. This tool grooves pipe for abrasion and corrosion only. It is equipped with a shipping crate, operating instructions, tool bits, tool bit removal kit, 10" extension bar and depth stop adjusting tools. For details on abrasion, refer to publication 25.03 and for corrosion, refer to publication 25.10.

Capacities: 2 – 6"/50 – 150 mm carbon steel.



Tool Model	Part Number	Tool Weight/ Shipping Weight lb	Rental Per Month	Tool List Price
VDG26GD-COR **	R000282AVG	37/56	\$7096.00	\$61606.00

NOTE: Victaulic Cut Grooving Tools require an external power drive (see Power Mule II in Pipe Preparation Tool Accessories).

** The VDG26GD is used to prepare pipe ends for Victaulic Style 808 Double Groove Couplings only.

For tool rating capacity please reference publication 24.01.

PARTS REQUIRED FOR ABRASIVE SYSTEMS

Type Pipe	Part	Pipe Size/ Tool Bit Marking inches mm	Part Number	Price Each
Steel	Knives/Tool Bit	2 – 3½/50 – 90	RK02282003	\$2152.00
		4 – 6/100 – 150	RK04285M06	1185.50
		8/200	RK08285M08	1107.50
	Stop Spacers †	2 – 8/50 – 200	R001285MCH	674.50

† Two Required

NOTE: Items listed in shaded areas are non-cancellable and non-returnable.

Thoroughly Read and Understand All Operating and Maintenance Instructions Before Attempting to Use any Victaulic Pipe Preparation Tools.

Pipe Preparation Tools

VG824 *



Includes tool set installed for grooving 8 – 12” standard steel pipe, crate, operating instructions, tool bit removal kit, wrench and one extra 8 – 24” standard groove steel pipe tool bit.

Capacities: 8 – 24” steel (and other IPS) and 8 – 24” cast and ductile pipe (Additional bits required)

Note: Tools bits and stops for D.I. are optional. See below.

Tool Model	Part Number	Tool Weight/ Shipping Weight lb	Rental Per Month	Tool List Price
VG824	R000824AVG	82/135	\$6178.50	\$74828.50

NOTE: Victaulic Cut Grooving Tools require an external power drive (see Power Mule II in Pipe Preparation Tool Accessories).

For tool rating capacity please reference publication 24.01.

VG824 PARTS

Type Pipe	Type Groove	Tool Bit			Pipe Stop		
		Pipe/Size Marking inches I mm	Part Number	Purchase Price Each	Pipe/Size Marking inches I mm	Part Number	Purchase Price Each
Steel (and other IPS Metallic)	Standard	8 – 24/200 – 600 Std.	RK08824024	\$627.00	8 – 12” Std.	R424824AVG	\$1460.00
	EndSeal	8 – 12/200 – 300 ES	RK08824Z12	828.00	14 – 24” Std.	R024824AVG	1460.00
AWWA # Cast and Ductile Iron	Standard (Rigid)	8/200 CIR	RK08824G08	\$828.00	8/200 CI	R524824AVG	\$1460.00
		10 – 12/250 – 300 CIR	RK10824G12	828.00	10 – 12/250 – 300 CI	R024824AVG	1460.00
		14/350 CIR	RK14824G14	828.00	14/350 CI	R224824AVG	1460.00
		16 – 24/400 – 600 CIR	RK16824G24	828.00	16 – 24/400 – 600 CI	R324824AVG	1460.00
	Flexible	8 – 12/200 – 300 CIF	RK08824E12	828.00	8/200 CI	R524824AVG	1460.00
		14 – 24/250 – 600 CIF	RK14824E24	828.00	10 – 12/250 – 300 CI	R024824AVG	1460.00
Stainless Steel	SS	8 – 24/200 – 600	RK08824X24	1394.50	–	–	–

Carbide Tipped Tool Bits supplied for grooving cast and ductile pipe have one edge **not** suitable for resharpener.

NOTE: Special urethane covered Idler Roll (Part No. R-201-824-AVG) recommended for grooving glass lined pipe. Center adjustable stop (Part. No. R-025-824-AVG) available.

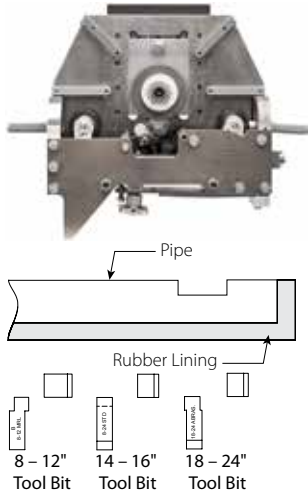
NOTE: Items listed in shaded areas are non-cancellable and non-returnable.

+ Quoted on application. Contact Victaulic for pricing and availability.

Thoroughly Read and Understand All Operating and Maintenance Instructions Before Attempting to Use any Victaulic Pipe Preparation Tools.

Pipe Preparation Tools

VG824-ABR (Abrasion Only)



The standard VG824 tool can be converted to cut groove pipe to MRL (machined for rubber lining) dimensions to accept rubber lining for abrasion only services. Special tool bits, pipe end stop spacers, stop guide and pipe stop screw must be purchased separately. For details on groove dimensions for rubber lining for abrasive services, refer to publication 25.03.

Note: The VG824 tool is required for use with VG824-ABR spare parts. These parts must be ordered separately for abrasive grooving services.

VG824ABR PARTS

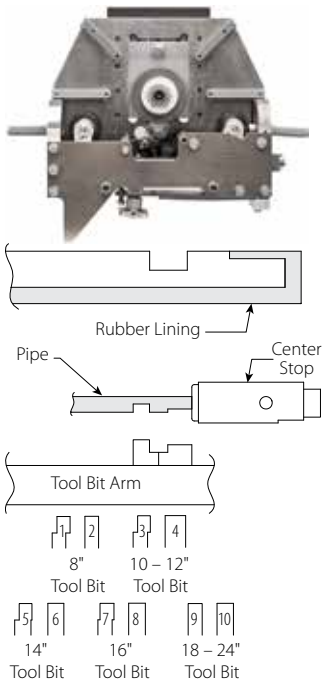
Item #	Description	Part Number	No. Required	Price Each
1	8 - 12"/200 - 300 mm Tool Bit	RK08825M12	1	\$1102.50
2	14 - 16"/350 - 400 mm Tool Bit	RK14825M16	1	1102.50
3	18 - 24"/450 - 600 mm Tool Bit	RK18825M24	1	1102.50
4	8 - 12"/200 - 300 mm Spacer †	R024825MCH	2	444.50
5	14 - 24"/350 - 600 mm Spacer †	R025825MCH	2	444.50
6	Stop Guide	R026825MCH	1	2972.50
7	Guide Screw	R226824AVG	1	1027.50

† Two Required

For tool rating capacity please reference publication 24.01.

NOTE: Items listed in shaded areas are non-cancellable and non-returnable.

VG824-COR (Abrasion and Corrosion)



Includes tool set to groove 8 - 24"/200 - 600 mm MRL (machined for rubber lining) pipe. This tool grooves pipe **for abrasion and corrosion only**. It is equipped with a shipping crate, operating instructions, tool bits, tool bit removal kit, and depth stop adjusting tools. For details on MRL for Abrasion and Corrosion, refer to publication 25.03. For details on MRLA, refer to publication 25.10.

Capacities: 8 - 24"/200 - 600 mm carbon steel cor abrasion and corrosion

Tool Model	Part Number	Tool Weight/ Shipping Weight lb	Rental Per Month	Tool List Price
VG824-COR	R000825AVG	82/126	\$11017.50	\$90538.50

For tool rating capacity please reference publication 24.01.

VG824-COR PARTS

Item #	Description	Part Number	Price Each
1	8 - 12"/200 - 300 B Tool Bit	RK08825M12	\$1102.50
2	8 - 12"/200 - 300 mm G Tool Bit	RK08824024	627.00
5	14 - 16"/350 - 400 mm	RK14825M16	1102.50
6	14 - 16"/350 - 400 mm	RK14825N16	1102.50
9	18 - 24"/450 - 600 mm B Tool Bit	RK18825M24	1102.50
10	18 - 24"/450 - 600 mm G Tool Bit	RK18825N24	1102.50
11	Center Pipe Stop	R025824AVG	2785.50
13 †	14 - 24"/350 - 600 mm Pipe Stop	R024824AVG	1460.00

† Two Required

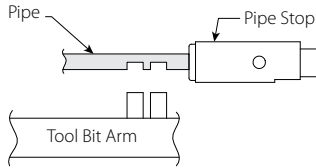

NOTE: Items listed in shaded areas are non-cancellable and non-returnable.

NOTE: The Tool Bits are for the VG824-COR tool only. The VG824-COR is the only tool that can cut groove MRL pipe. Pipe stops and center stops are the same for the VG824 cut grooving tool.

Thoroughly Read and Understand All Operating and Maintenance Instructions Before Attempting to Use any Victaulic Pipe Preparation Tools.

Pipe Preparation Tools

VG824DG



Includes tool set to groove 8 – 12”/200 – 300 mm **double groove on carbon steel pipe**. Also includes crate, operating instructions, tool bits, tool bit removal kit and depth stop adjusting tools.

Note: The VG824DG tool is used to fabricate pipe for the Victaulic Style 808 Double Groove Coupling.

Refer to publication 25.04 for grooving specifications.

Capacities: 8 – 12”/200 – 300 mm carbon steel

Tool Model	Part Number	Tool Weight/ Shipping Weight lb	Rental Per Month	Tool List Price
VG824DG	R000827AVG	82/126	\$11011.50	\$90538.50

For tool rating capacity please reference publication 24.01.

VG824DG PARTS

Description	Type Groove	Pipe Size/ Tool Bit Marking inches mm	Part Number	Price Each
Knives/Tool Bits	Double Groove	8 – 12/200 – 300 mm A	RK0882402420000	\$627.00
		8 – 12/200 – 300 mm B	RK0882402420000	627.00

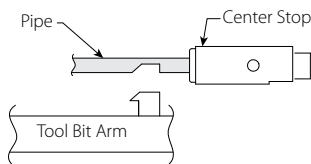

VG824DG PARTS REQUIRED FOR ES GROOVES

Description	Type Groove	Pipe Size/ Tool Bit Marking inches mm	Part Number	Price Per Set of 2
Center Stop	Double Groove	8 – 12/200 – 300 mm	R076827HTR	\$2355.50
Stops †	Double Groove	8 – 12/200 – 300 mm	R074827HTR	1420.00

† Two Required

NOTE: Items listed in shaded areas are non-cancellable and non-returnable.

VG828



Includes tool set for grooving 14”/350 mm standard carbon steel pipe, shipping crate, operating instructions, tool bit removal kit, depth adjusting tools and one extra tool bit.

Note: The VG828 tool has been designed for cut grooving .500”/12.7 mm or heavier carbon steel pipe 14 – 24”/350 – 600 mm. Designed for AGS systems only.

Tool Model	Part Number	Tool Weight/ Shipping Weight lb	Rental Per Month	Tool List Price
VG828	R000828AVG	82/126	\$11017.50	\$85393.50

For tool rating capacity please reference publication 24.01.

VG828 PARTS

Type Pipe	Type Groove	Tool Bit/Knife			Pipe Stop		
		Pipe/Size Marking inches mm	Part Number	Purchase Price Each	Pipe/Size Marking inches mm	Part Number	Purchase Price Each
Steel	AGS	14 – 24/350 – 600	RK14828W24	\$1460.00	14 – 24/350 – 600 Front †	R024824AVG	\$1460.00
		–	–	–	8 – 24/200 – 600 Center	R025824AVG	2785.50

† Two Required

NOTE: Items listed in shaded areas are non-cancellable and non-returnable.

Thoroughly Read and Understand All Operating and Maintenance Instructions Before Attempting to Use any Victaulic Pipe Preparation Tools.

Pipe Preparation Tools

VG

Refer to publication 24.01



Vic-Groovers are designed for cut grooving a single size on standard size steel pipe. Vic-Groovers are supplied with an extra tool bit and ratchet handle. 2"/50 mm and larger tools include a power yoke. Power yoke is available for 3/4"/20 mm and 1"/25 mm (Part. No. R0240030VG), 1 1/4"/32 mm and 1 1/2"/40 mm

(Part No. R0240050VG) tools at **\$427.00** additional.

NOTE: Vic-Groovers not recommended for use with a hand-held power drive.

Pipe		Standard or "ES" Tool Complete w/Yoke and Extra Tool Bit			
Size inches DN	Outside Diameter inches	Weight Each lb	VG Tool Part Number		Price Each
			Standard	ES	
3/4/20	1.050	11.0	R0000030VG	–	\$3635.00
1/25	1.315	11.0	R0000040VG	–	3635.00
1 1/4/32	1.660	12.0	R0000050VG	–	3635.00
1 1/2/40	1.900	12.0	R0000060VG	–	3635.00
2/50	2.375	12.0	R0000080VG	R00E0080VG	4050.50
2 1/2/65	2.875	16.0	R0000100VG	R00E0100VG	5077.00
3/80	3.500	16.0	R0000120VG	R00E0120VG	5227.50
4/100	4.500	18.0	R0000160VG	R00E0160VG	5690.50
5/125	5.563	25.0	R0000200VG	–	7862.50
6/150	6.625	25.0	R0000240VG	R00E0240VG	7862.50
8/200	8.625	45.0	R0000320VG	R00E0320VG	8288.50

* Tools for Stainless Steel add **\$70.00** to the standard tool price.

NOTE: Standard Tool offering is for carbon steel and aluminum pipe only.

NOTE: Items listed in shaded areas are non-cancellable and non-returnable.

REPLACEMENT TOOL BITS/KNIVES

Size inches mm	Standard		ES		Stainless Steel	
	Part Number	Price Each	Part Number	Price Each	Part Number	Price Each
3/4/20	R0080030VG	\$369.00	–	–	R0660050VG	\$445.50
1/25	R0080030VG	369.00	–	–	R0660050VG	445.50
1 1/4/32	R0080030VG	369.00	–	–	R0660050VG	445.50
1 1/2/40	R0080030VG	369.00	–	–	R0660050VG	445.50
2/50	R0080030VG	369.00	R0640080VG	\$475.00	R0660050VG	445.50
2 1/2/65	R0080030VG	369.00	R0640080VG	475.00	R0660050VG	445.50
3/80	R0080030VG	369.00	R0640080VG	475.00	R0660050VG	445.50
3 1/2/90	R0080140VG	369.00	–	–	R0660140VG	445.50
4/100	R0080140VG	369.00	R0640160VG	507.00	R0660140VG	445.50
5/125	R0080200VG	610.50	–	–	R0660200VG	682.00
6/150	R0080200VG	610.50	R0640240VG	669.00	R0660200VG	682.00
8/200	R0300320VG	682.50	R0640320VG	749.00	R0660320VG	732.50

NOTE: Items listed in shaded areas are non-cancellable and non-returnable.

TOOL COMPLETE FOR DUCTILE IRON PIPE

Size inches mm	Style	VG Tool for Cast Pipe (Gray and Ductile)			
		OD	Weight	Part Number	Price Each
3/80	Rigid	3.960	20.0	R00R015CVG	\$8375.50
3/80	Flexible	3.960	20.0	R00F015CVG	8375.50
4/100	Rigid	4.800	26.0	R00R019CVG	8375.50
4/100	Flexible	4.800	26.0	R00F019CVG	8375.50
6/150	Rigid	6.900	27.0	R00R027CVG	8375.50
6/150	Flexible	6.900	27.0	R00F027CVG	8375.50
8/200	Rigid	9.050	40.0	R00R036CVG	13192.00
8/200	Flexible	9.050	40.0	R00F036CVG	13192.00

NOTE: Items listed in shaded areas are non-cancellable and non-returnable.

Thoroughly Read and Understand All Operating and Maintenance Instructions Before Attempting to Use any Victaulic Pipe Preparation Tools.

Pipe Preparation Tools

VG

Refer to publication 24.01



Vic-Groovers are designed for cut grooving a single size on standard size steel pipe. Vic-Groovers are supplied with an extra tool bit and ratchet handle. 2"/50 mm and larger tools include a power yoke. Power yoke is available for 3/4"/20 mm and 1"/25 mm (Part. No. R0240030VG). 1/4"/32 mm and 1/2"/40 mm

(Part No. R0240050VG) tools at **\$427.00** additional.

NOTE: Vic-Groovers not recommended for use with a hand-held power drive.

Pipe		CPVC/PVC Tool Complete w/Yoke and Extra Tool Bit		
Size inches mm	Outside Diameter inches	Weight Each lb	VG Tool Part Number	Price Each
2/50	2.375	12.0	R00P008PVG	\$1515.50
2 1/2/65	2.875	16.0	R00P010PVG	1515.50
3/80	3.500	16.0	R00P012PVG	1515.50
4/100	4.500	18.0	R00P016PVG	1515.50
6/150	6.625	25.0	R00P024PVG	1818.50
8/200	8.625	45.0	R00P032PVG	2121.50

NOTE: Standard Tool offering is for carbon steel and aluminum pipe only.

NOTE: Items listed in shaded areas are non-cancellable and non-returnable.

REPLACEMENT TOOL BITS/KNIVES

Size inches mm	CPVC/PVC	
	Part Number	Price Each
2/50	R067003PVG	\$445.50
2 1/2/65	R067003PVG	445.50
3/80	R067003PVG	445.50
4/100	R067014PVG	445.50
6/150	R067020PVG	682.00
8/200	R067032PVG	732.50

NOTE: Items listed in shaded areas are non-cancellable and non-returnable.

REPLACEMENT TOOL BITS/KNIVES FOR DUCTILE IRON PIPE

Size inches mm	Extra Knife for CI		
	Style	Part Number	Price
3/80	Rigid/Flexible	R008015CVG	\$1302.50
4/100	Rigid/Flexible	R008015CVG	1302.50
6/150	Rigid/Flexible	R008015CVG	1302.50
8/200	Rigid/Flexible	R030036CVG	1302.50

NOTE: Items listed in shaded areas are non-cancellable and non-returnable.

Thoroughly Read and Understand All Operating and Maintenance Instructions Before Attempting to Use any Victaulic Pipe Preparation Tools.

Pipe Preparation Tools

VG412



VG412 orbital grooving tool includes riser blocks and grooving heads for cut grooving 4 – 12” ductile iron rigid groove. Power drive supplied requires 120 volt, 11.5 amp electrical supply. Stand included at no extra charge.

Capacities: 4 – 12” ductile iron pipe

NOTE: Specifically designed for field closure pieces. Not suitable for production grooving.

Note: Tools bits and stops for D.I. are optional. See below.

Tool Model	Part Number	Tool Weight/ Shipping Weight lb	Rental Per Month	List Price
VG412 Orbital Grooving Tool	R000412AVG	270/365	\$6682.00	\$88227.00
IPS Steel kit for cutting and grooving* (recommended only for lined steel pipe)	N003412034	–	–	14580.00
Optional flexible spacer blocks: 4 – 6” /DN100 – DN150	N220412667	–	–	521.00
8” /DN200	N220412668	–	–	561.50
10 – 12” /DN250 – DN300	N220412669	–	–	580.50

For tool rating capacity please reference publication 24.01.

^{NR} **Non-returnable**

NOTE: Items listed in shaded areas are non-cancellable and non-returnable.

VG412 PARTS

Type Pipe	Knife Style	Pipe Size Tool Bit Marking inches mm	Part Number	Purchase Price Each
AWWA Cast and Ductile Iron #	Straight	4 – 6/100 – 150	N220412680	\$909.50^{NR}
	Angled	4 – 6/100 – 150	N220412568	909.50^{NR}
	Straight	8 – 12/200 – 300	N220412679	909.50^{NR}
	Angled	8 – 12/200 – 300	N220412569	909.50^{NR}
	Solid Cut-Off Blade			N275412055
Steel (and other IPS Metallic)	Straight	4 – 6/100 – 150	N220412678	713.00
	Angled	4 – 6/100 – 150	N220412571	713.00
	Angled	8/200	N220412572	713.00
	Straight	8/200	N220412677	713.00
	Angled	10 – 12/250 – 300	N220412570	713.00
	Straight	10 – 12/250 – 300	N220412676	713.00
	Solid Cut-Off Blade 1 of 2			N220412809
Solid Cut-Off Blade 2 of 2			N220412808	313.00

Carbide Tipped Tool Bits supplied for grooving cast and ductile pipe have one edge **not** suitable for resharpening.

NOTE: Items listed in shaded areas are non-cancellable and non-returnable.

^{NR} **Non-returnable**

Thoroughly Read and Understand All Operating and Maintenance Instructions Before Attempting to Use any Victaulic Pipe Preparation Tools.

Pipe Preparation Tools

Cut Grooving Tools for CPVC/PVC Plastic Pipe

CG1100



CG1100 is designed for manual grooving of 2 – 12”/DN50 – DN300 CPVC and PVC pipe.

Portable light weight field or shop fabrication tool. Designed to provide a radius PGS-300 cut groove in Schedule 40-80 chlorinated polyvinyl chloride (CPVC) and polyvinyl chloride (PVC) pipe.

Includes tool with arms, cutter bits, alignment blocks, adjustment tools for each size range, Go/No-Go Groove Diameter Cable and Instruction Manual are also included. Batteries, a battery charger are included with new tools only.

A pipe stand is required to secure the pipe safely such as a chain style pipe vise or similar. This pipe stand is not included with the CG1100 tool crate.

Tool Model	Part Number	Approx. Wgt. Ea. lb	Rental Per Month *	Price Each
CG1100	R2001100CG	17.0	\$1885.50	\$11357.50
Tool bits for 2 – 4” PGS-300 Cutter Bit	R110110001	–	–	117.00
Tool bits for 6 – 12” PGS-300 Cutter Bit	R110110002	–	–	130.00
Alignment Blocks 2 – 4”	R023110MCH	–	–	78.50
Alignment Blocks 6 – 12”	R024110MCH	–	–	78.50
GDC-PGS-300 Go/No-Go Groove Diameter Cable	R155GDCASY	–	–	70.00
Cordless Retrofit Kit	R000110KIT	6.0	–	2057.00^{NR}
Depth Stop Retrofit Kit	R100110KIT	2.0	–	860.50^{NR}

For tool rating capacity please reference publication 24.09.

NOTE: Items listed in shaded areas are non-cancellable and non-returnable.

* Rented CG100 tools are not provided with batteries. Batteries must be sourced separately.

VPG824



Includes Tool with self-contained grooving motor (115/50) and tool bit for Schedule 40 – 80 PVC, crate, operating instructions, and tool bit chuck wrench.

Capacities: 8 – 16”/200 – 400 mm Schedule 40 – 80 PVC and similar plastic pipe only

Tool Model	Part Number	Tool Weight/ Shipping Weight lb	Rental Per Month	List Price
VPG824 Cut Grooving Tool	R000826VPG	47/53	\$6458.00	\$43220.50
Extra tool bits for 8”/200 mm standard plastic radius cut grooving	R025826MAC	–	–	894.00
Extra tool bits for 10 – 16”/250 – 400 mm standard plastic radius cut grooving	R023826MAC	–	–	1289.50

For tool rating capacity please reference publication 24.01.

NOTE: Items listed in shaded areas are non-cancellable and non-returnable.

Thoroughly Read and Understand All Operating and Maintenance Instructions Before Attempting to Use any Victaulic Pipe Preparation Tools.

Pipe Preparation Tools

Cut Grooving Tools for HDPE Pipe

CG3300/3500



Cut grooving tools are designed for grooving 16 – 36" HDPE (DR7 – DR21) pipe. The tool mounts on the exterior pipe wall and cuts and grooves the end of the pipe in a single operation. The CG3300 and CG3500 tools connect directly to a 120-volt, 50-60 Hz, 20-amp power source. An optional 220-volt single phase, 50-60 Hz model is also *regionally available.

Tool Model	Part Number	Tool Weight lb	Rental Per Month	Tool List Price
CG3300 – 16 – 26"/400 – 630 mm	R0003300CG	580	\$2300.50	\$151179.00
CG3500 – 24 – 36"/630 – 900 mm	R0003500CG	715	2300.50	202201.00

For tool rating capacity please reference publication 24.06.

REPLACEMENT TOOL BLADES/KNIVES

Tool Model	Size inches	Description	Part Number	Price Each
CG3300	16 – 22	Cutoff Stepped Blade	R111310022	\$1098.50
CG3300/CG3500 - 24-36 Blade	24 – 36	Cutoff Stepped Blade	R111310036	1136.00
CG3300/CG3500	16 – 36	Grooving Knife	R151310MCH	1307.00

ACCESSORIES

Groove Confirmation Gauge	Part Number	Price Each
CG3300	R900330ASY	\$1156.00
CG3500	R900350ASY	1286.50

NOTE: Items listed in shaded areas are non-cancellable and non-returnable.

Style 926 Spigot Hole Saw for HDPE Pipe



Spigot hole cut saw designed to cut 4"/DN100 and 6"/DN150 holes in HDPE pipe. For Style 926 *Mechanical-T* Spigots. For details on the Style 926 *Mechanical-T* Spigot outlet, refer to publication 11.07.

Nominal Size inches	Cutter Diameter inches	Part Number	Purchase List Price Each
4	4.500	R040926HHS	\$856.00
6	6.625	R060926HHS	1276.00
8	8.250	R080926HHS	1540.50

NOTE: Items listed in shaded areas are non-cancellable and non-returnable.

Thoroughly Read and Understand All Operating and Maintenance Instructions Before Attempting to Use any Victaulic Pipe Preparation Tools.

Pipe Preparation Tools

Hole Cutting Tools

VHCT900



Includes three-piece hole cutting tool (Base, drill motor and feed assembly), arbor assembly, coupon remover, 2 pilot drills with coupon retaining springs and operating instructions. Requires grounded 120/1/60 – 10 amp electrical supply. (220/1/60 – 10 amp no cost option). For Sizes over 2 3/4"/70 mm or when speed control is needed for various materials, use an inline speed controller to reduce hole saw wear and improve performance.

Capacities: 1 – 4 1/2"/25 – 120 mm holes for 1/2 – 4"/15 – 100 mm *Mechanical-T*, Strapless Outlet connections.

Tool Model	Part Number	Tool Weight/ Shipping Weight lb	Rental Per Month	Tool List Price
VHCT900 – 110V	R000900HCT	36/61	\$822.50	\$11549.50

The 1" Arbor is optional. Hole saw blades available from Victaulic. See accessories below.

HCT908



The HCT908 Hole Cutting Tool is a one-piece tool designed to cut holes up to 2 3/4" carbon and stainless steel pipe. This allows for use of *Mechanical-T*, Strapless Outlet, Thermometer Outlet and Style 922 Outlet Tee. Requires 110 volt power supply to operate. For sizes over 2 3/4"/70 mm or when speed control is needed for various materials, use the supplied inline speed controller to reduce hole saw wear and improve performance.

Capacities: 1 – 2 3/4"/25 – 70 mm holes for 1/2 – 2 1/2"/15 – 76 mm *Mechanical-T* connections.

Tool Model	Part Number	Tool Weight/ Shipping Weight lb	Rental Per Month	Tool List Price
HCT908	R000908HCT	35/48	\$1170.50	\$7047.00

The 1" Arbor is optional. Hole saw blades available from Victaulic. See accessories below.

Accessories

Saw Diameter inches mm	Part Number	Purchase List Price Each
1/25.4	NM18000011	\$228.00
1 1/4/31.8	NM18000016	228.00
1 1/2/38.1	NM18000021	228.00
1 3/4/44.5	NM18000026	228.00
2/50.8	NM18000031	228.00
2 3/8/60.33	NM18000036	255.50
2 1/2/63.5	NM18000037	255.50
2 3/4/69.9	NM18000040	255.50
3 1/2/88.9	NM18000047	255.50
4 1/2/114.3	NM18000050	255.50

Part Name	Part Number	Purchase List Price
Arbor (Mandrel)	R400900HCT	\$613.50
Arbor (1" / 25.4 mm saw only)	R450900HCT	868.00
Chuck Key Assembly	R314900HCT	277.00
Levels	NM14000006	172.50
Coupon Remover Assembly	R050900HCT	131.00
Long Chain – For Strapless Outlet *	R170900HCT	2214.50

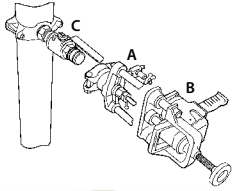
* For use with VHCT900 to accommodate pipe sizes greater than 610.0 mm.

NOTE: Items listed in shaded areas are non-cancellable and non-returnable.

Thoroughly Read and Understand All Operating and Maintenance Instructions Before Attempting to Use any Victaulic Pipe Preparation Tools.

Pipe Preparation Tools

Vic-Tap II



* Parts A and B are designed for use with Vic-Tap II Mechanical-T units; (Part C) for tapping into systems under pressure up to 500 psi.

Part "A" Includes drill guide base with extended shaft, arbor, pilot drill, 2³/₈" hole saw, packing gland and HP-70 Rigid Coupling for connection to Vic-Tap II.

Part "B" Includes drill motor with ground fault interrupt and clip-on feed wheel assembly.

Part "C" Vic-Tap II with 2¹/₂" full port ball valve factory mounted. Available in sizes 4 x 2¹/₂", 5 x 2¹/₂", 6 x 2¹/₂", and 8 x 2¹/₂". Available for purchase only (parts not sold separately).

* Parts A & B can be purchased separately.

Tool Model	Part Number	Tool Weight lb	Rental Per Month	List Price
Vic-Tap II - Parts A and B only	R000902VT2	31	\$3371.50	\$20307.50
Part A only	R100902VT2	-	-	13853.50
Part B only	-	-	-	-
Part C †				
4 x 2 ¹ / ₂ " / 100 x 65 mm	R016931010	-	-	4072.00
5 x 2 ¹ / ₂ " / 125 x 65 mm	R020931010	-	-	4072.00
6 x 2 ¹ / ₂ " / 150 x 65 mm	R024931010	-	-	4072.00
8 x 2 ¹ / ₂ " / 200 x 65 mm	R032931010	-	-	4072.00

NOTE: For this application, a ground fault interrupt **MUST** be used. Available for purchase at **\$1342.00** Part. No. N-E15-000-004.

NOTE: 40"/1016 mm minimum clearance is required for the Vic-Tap II.

† Part C available galvanized. Contact Victaulic for pricing and delivery.

NOTE: Items listed in shaded areas are non-cancellable and non-returnable.

Thoroughly Read and Understand All Operating and Maintenance Instructions Before Attempting to Use any Victaulic Pipe Preparation Tools.

Pipe Preparation Tools

Pipe Cut-Off Tools

VCT1



VCT1 Manual handles 4 – 24”/100 – 600 mm pipe up to 0.500”/12.7 mm thick. A worm gear drive crank handle provides smooth, manual travel, easy control and accurate cutting. Tools are supplied with one each #00, #0, and #1 acetylene tip. Other tips are available for propane, MAPP and other gases. Tools are supplied with tip cleaner and lighter.

Capacities: 4 – 24”/100 – 600 mm pipe *

Wall Thickness: 0.065” – 0.0500”/1.65 - 1.27 mm (with tips supplied)

Tool Model	Part Number	Tool Weight/ Shipping Weight lb	Tool List Price
VCT1	R000911VCT	22/29	\$9455.50

* To increase capacity, a 40-inch chain is available for **\$842.00** (Part No. N-C00-002-VCT).

NOTE: Items listed in shaded areas are non-cancellable and non-returnable.

VCT2



VCT2 Automatic is powered by a 120 VAC motor with SCR remote control. A steel guide rail is recommended for cuts on vertical pipe (over 12”/300 mm diameter). Tools are supplied with one each #00, #0, and #1 acetylene tips. Other tips are available for propane, MAPP and other gases. Tools are supplied with tip cleaner and lighter.

Capacities: 6” – 24”/150 – 600 mm pipe *

Wall Thickness: 0.065” – 0.0500”/1.65 – 1.27 mm (with tips supplied)

Speed Control: SCR

Power Required: 120 VAC

Motor Rating: 15 W 10,000 rpm

NOTE: Guide rail is sold separately. Recommended for pipe 14”/350 mm and above.

Tool Model	Part Number	Tool Weight/ Shipping Weight lb	List Price
VCT2	R000912VCT	33/39	\$22818.50
Guide Rail D-600 for up to 24”/600 mm pipe	NC00170VC2	10	6012.50

* To increase capacity, a 40-inch chain is available for **\$780.00** (Part No. N-C00-002-VCT).

NOTE: Items listed in shaded areas are non-cancellable and non-returnable.

Accessories

VCT1 & VCT2 STANDARD TIP FOR ACETYLENE (102)

Size	Part Number	Price Each
00	NC00102T00	\$201.00
0	NC00102T00	201.00
1	NC00102T01	201.00

FLASHBACK ARRESTOR QUICK DISCONNECT

Size	Part Number	Price Each
Fuel Assy. – ZOSP – 2A	NCZS000P2A	\$422.50
Oxy. Assy. – ZOSP – 1A	NCZS000P1A	422.50
Fuel Plug – ZOP – 2A	NCZ0000P2A	276.50
Oxy. Plug. – ZOP – 1A	NCZ0000P1A	276.50

NOTE: Items listed in shaded areas are non-cancellable and non-returnable.

Thoroughly Read and Understand All Operating and Maintenance Instructions Before Attempting to Use any Victaulic Pipe Preparation Tools.

Pipe Preparation Tools

Cut and Mark Tool with Chamfering Feature

PC3110

Refer to publication 34.01



The PC3110 is a lightweight tool designed to work with a power drive. It simultaneously cuts the pipe, marks the outside diameter of the pipe with insertion marks for proper installation of the QuickVic™ SD Installation-Ready™ couplings and fittings, and chamfers the pipe end to remove any sharp edges.

Capacity: 1/2 – 2"/DN15 – DN50

Description	Quantity	Victaulic Part Code	Approx. Wgt. Ea. lb	Price Each
PC3110 Cut & Mark Tool with Chamfering Feature - Includes (1) hinge pin and (5) replacement cutting wheels	1	R004311CNP	11.0	\$491.50
Replacement Cutting Wheels	5	R000311WHL	0.1	100.50
Cutting Wheel Kit - Includes (1) cutting wheel, (1) cutting wheel shaft and (1) c-clip	1	R000311CWL	0.3	34.50 ^{NR}
Knurled Rolls Kit with Chamfering Feature - Includes (1) flat roll, (1) chamfering roll, (2) roll shafts and (2) c-clips	1	R000311CRL	1.3	165.00

NOTES

The PC3110 Cut and Mark tool is shipped with (1) hinge pin and (5) extra cutting wheels.

There are three spare kits available: the (5) pack of cutting wheels; the Cutting Wheel kit; and the Knurled Rolls kit.

^{NR} **Non-returnable**

Thoroughly Read and Understand All Operating and Maintenance Instructions Before Attempting to Use any Victaulic Pipe Preparation Tools.

Pipe Preparation Tools

Vic-Press™ Tool

PFT510



The Vic-Press tool for ASTM A-312 Schedule 10S stainless steel pipe arrives in 2 carrying cases and includes:

Case 1 – PFT510 Vic-Press tool, 2 18V lithium ion batteries, 120 VAC charger, wire brush, 1 paint stick and 1 tube of lubricant

Case 2 – 1/2"/DN15, 3/4"/DN20, and 1"/DN25 jaws, 1 1/2"/40 mm and 2"/50 mm ring-jaws, ring-jaw adapter jaw, insertion gauge set

WARNING: The PFT510 Vic-Press tool is designed for use only with Vic-Press Schedule 10S system couplings, valves and fittings. Do not attempt to install Schedule 5 Carbon Steel Press products with this tool. Failure to follow this instruction could cause system failure resulting in serious personal injury and property damage. Refer to TM-PFT510 for complete tool operating instructions.

Tool Model	Part Number	Tool Weight lb	Rental Per Month *	Tool List Price
PFT510 Vic-Press™ Tool – 18V	R120510PFS	103.5	\$2311.00	\$19120.00

Weight is for tool and complete set of jaws.

Contact Victaulic for Replacement Gauge Kit (R000501SET) pricing and availability.

* Lithium ion battery is not included with tool rental.

* Rented CG100 tools are not provided with batteries. Batteries must be sourced separately.

NOTE: Items listed in shaded areas are non-cancellable and non-returnable.

REPLACEMENT PFT510 JAWS AND ADAPTER

Description / Jaw Size inches	Part Number	List Price
PFT510 Jaw Adapter	RJAW510ADP	\$1624.50
1/2	RJAW510050	1334.50
3/4	RJAW510075	1334.50
1	RJAW510100	1334.50
1 1/2	RJAW510150	5133.00
2	RJAW510200	5133.00

Thoroughly Read and Understand All Operating and Maintenance Instructions Before Attempting to Use any Victaulic Pipe Preparation Tools.

Pipe Preparation Tools

Pipe Preparation Tool Accessories

Power Mule II (External Power Source)



Electrical motor, gear driven, 2 hp power source for all Victaulic cut grooving tools with 1/25 mm drive connection, integral safety foot switch and reversible motor (requires 115/1/60-20 amp circuit*).


Capacities: Victaulic grooving tools as noted.

* 220V optional

Tool Model	Part Number	Tool Weight/ Shipping Weight lb	Rental Per Month	Tool List Price
Power Mule II (External Power Source) – 110V	R200700MUL	190/205	\$6007.50	\$40171.00

NOTE: Items listed in shaded areas are non-cancellable and non-returnable.

PT100A



Pocket sized Go/No-Go Grooved Pipe Diameter tapes are available for taking circumferential measurements on pipe sizes 3/4 – 24”/20 – 600 mm. This diameter tape contains Go/No-Go markings on one side for use with ANSI B36.19 and many ISO-4200 pipe sizes, and diameter markings to 100th of an inch on the other side. Tapes are notched on the lead end to allow proper overlap within the groove for more accurate measurement.

Tool Model	Part Number	Purchase Price
PT-100-A Imperial Go/No-Go Grooved Pipe Diameter Tape Each	RW75-100-MCH	\$152.50
Box of 6	RW75-100-KIT	820.50

NOTE: Items listed in shaded areas are non-cancellable and non-returnable.

NOTICE

- Tape contains Go/No-Go markings on one side for use with 3/4 – 24”/20 – 600 mm pipe in ANSI B36.19 and many ISO-4200 sizes and is marked in 1/100th of an inch increments on the other side.
- The Go/No-Go side can be used to check cut or roll grooved pipe conformance to Victaulic original and Machined for Rubber Lining (MRL) (3/4 – 12”/20 – 300 mm) and Advanced Groove System (AGS) (14 – 24”/350 – 600 mm) groove diameter specifications.
- Tapes are notched on the lead end to allow proper overlap within the groove for more accurate measurement.
- The Go/No-Go side of the tape is not intended for use on sizes 76.1; 139.7; 165.1; 165.2; 216.3; 267.4; and 318.5 mm steel or stainless steel pipe sizes. For cast or ductile iron pipe sizes (up to 20”), copper tube sizes, and the steel and stainless steel pipe sizes listed above, use the side of the tape marked in 0.01” increments.
- The Go/No-Go pipe tape is a quick reference guide only. To ensure proper grooving dimensions, always refer to the I-100 Victaulic Field Installation Handbook or to the latest groove specifications publications located on www.victaulic.com.

Thoroughly Read and Understand All Operating and Maintenance Instructions Before Attempting to Use any Victaulic Pipe Preparation Tools.

Pipe Preparation Tools

PT102A



Go/No-Go pocket-sized **AGS** Pipe diameter tapes are available for taking circumferential measurements on pipe sizes 8 – 72"/200 – 1800 mm.

Tool Model	Part Number	Purchase Price
PT102A AGS Go/No-Go Grooved Pipe Diameter Tape	RW00102ASY	\$253.00

NOTICE

- Tape contains Go/No-Go markings on one side for use with Original Groove System sizes 8 – 12"/200 – 300 mm pipe and Advanced Groove System sizes 14 – 72"/300 – 1800 mm pipe in ANSI B36.10/ B36.19 and many ISO-4200 sizes. In addition, the PT102 contains markings in 0.02"/0.5 mm increments on the opposite side.
- The opposite side of the diameter tape can be used to check Victaulic original groove specifications in 14 – 42"/200 – 1050 mm pipe sized, including China pipe sizes and JIS specifications 8 – 12"/200 – 300 mm pipe sizes.
- The Go/No-Go pipe tape is a quick reference guide only, it is not a replacement for a calibrated diameter measuring instrument. To ensure proper grooving dimensions, always refer to the I-PT102 Victaulic Go/No-Go Pipe Diameter Tape Instructions Manual or to the latest groove specifications publications located on www.victaulic.com.

GDC-CTS



Go/No-Go pocket-sized groove diameter cables for 2-8" CTS Standard - Types K, L, M hard-drawn copper tubing per ASTM B88 and drain-waste-vent (DWV) per ASTM B 306.

Model	Part Number	Purchase Price
GDC-CTS Go/No-Go Groove Diameter Cable	R051GDCASY	\$70.00

GDC-PGS-300



Go/No-Go pocket-sized groove diameter cables for 2-12" CPVC and PVC Pipe.

Model	Part Number	Tool List Price
GDC-PGS-300 Go/No-Go Groove Diameter Cable	R155GDCASY	\$70.00

Tool Carry Bag



Heavy duty tool carry bag for transporting Roll Grooving Tools, grooving rolls, and other tools. Carry bag can accommodate up to 50 lbs.

Tool Model	Part Number	Tool Weight/ Shipping Weight lb	Tool List Price
Tool Carry Bag	RTOOL0000MSC015	4/6	\$275.50 ^{NR}

^{NR} Non-returnable

Thoroughly Read and Understand All Operating and Maintenance Instructions Before Attempting to Use any Victaulic Pipe Preparation Tools.

Pipe Preparation Tools

System Safety Test Accessories

Test Cap Kit

NO. T-60



Description	Part Code	Price Each
Complete Kit – Includes case, dividers and two No. T-60 Test Caps per size in 2 – 8"/DN50 – DN200. 10"/DN250 and 12"/DN300 T-60 Test Caps must be purchased separately.	K000T60KIT	\$2552.00 ^{NR}

Individual Test Caps Size – inches	Part Code	Price Each
2	K020T60PYV	\$168.50
2½	K024T60PYV	172.50
3	K030T60PYV	180.00
4	K040T60PYV	211.50
6	K060T60PYV	258.50
8	K080T60PYV	373.00
10	K100T60PYV	643.00 ^{NR}
12	K120T60PYV	966.00 ^{NR}

NOTE: Items listed in shaded areas are non-cancellable and non-returnable.

^{NR} Non-returnable

Thoroughly Read and Understand All Operating and Maintenance Instructions Before Attempting to Use any Victaulic Pipe Preparation Tools.

Pipe Preparation Tools

WARNING

Always read and understand all operating and maintenance instructions before attempting to use any Victaulic pipe preparation tools. Victaulic tool operating and maintenance manuals can also be located at victaulic.com.

Any Victaulic pipe preparation tools must be used by trained operators ONLY. Operators that use Victaulic Pipe Cut-Off Tools must be knowledgeable in sound welding and safety procedures.

Misuse of any equipment and lack of adherence to proper safety procedures may result in serious personal injury, property damage, and/or product damage.

How To Order

When ordering tools or tool parts, please include the following information:

A. PARTS ORDERS

1. Tool Model Number. Example: VE272SFS.
2. Tool Serial Number. The serial number can be found on the tool name plate.
3. Part Number and Description. Example: Part #09, R-201-261-0FS, Pump.
4. Where to send the part(s). Company Name, Address and Telephone Number
5. Attention: Person's Name
6. Purchase Order Number. Order parts from the nearest Victaulic Sales Office. Consult victaulic.com for locations.

B. TOOL ORDERS

1. Tool Model Number. Example: VE416FSD.
2. Tool Description. Example: VE416FSD Roll Grooving Tool.
3. Where to send the tool. Company Name, Address and Telephone Number
4. Attention: Person's Name
5. Purchase Order Number. Order tool from the nearest Victaulic Sales Office. Consult victaulic.com for locations.

C. TOOL RENTAL ORDER

1. A completed and signed tool rental agreement.
2. Purchase Order Number.
3. Tool Model Number. Example: VE272SFS
4. Tool Description. Example: VE272SFS Roll Grooving Tool.
5. Where to send the tool. Company Name, Address and Telephone
6. Attention: Person's Name. Order tool from the nearest Victaulic Sales Office. Consult victaulic.com for locations.

NOTES:

Aluminum pipe must consist of 6061-T4 or 6063-T4 alloys for roll grooving.

PVC grades that can be grooved – PVC Type I Grade I – PVC 1120; PVC Type I Grade II – PVC 1220; PVC Type II Grade I – PVC 2116.

Copper/nickel pipe - contact Victaulic for details.

Light weight stainless steel pipe (Sch. 10S and Sch. 5S) must be grooved using stainless Rx and RWX roll sets.

Note: Roll grooving tools and rolls shown on this chart will produce grooves in accordance with Victaulic Roll Groove Dimension charts and to ANSI/AWWA C-606 standards.

SPECIAL NOTE: All roll grooving tools will be stocked with standard rolls only. No substitution will be done. Optional rolls are available at an additional cost.

Thoroughly Read and Understand All Operating and Maintenance Instructions Before Attempting to Use any Victaulic Pipe Preparation Tools.

Pipe Preparation Tools

TERMS AND CONDITIONS OF TOOL RENTAL

1. Lessor rents to Lessee and Lessee leases from Lessor the tool(s) and accessories listed on the reverse side hereof, which are designed for use in the preparation of pipe to receive Victaulic products, hereinafter called the leased property; for the term specified, commencing when the leased property is delivered to carrier for delivery to Lessee.
2. **Rental Rate.** Lessee agrees to pay rent at the rates specified on this agreement. The rental shall be due and payable at the end of each month during the term of the lease. Terms of payment: net 30 days from date of invoice. If lease is terminated any time during the initial month, the rental shall be payable at the then current published monthly rental rate. If lease is terminated any time during a subsequent month, the rental will be prorated. (This agreement is valid for one (1) year, at the time of signing. It will be automatically renewed with price in effect at the time of renewal until the signee terminates the agreement.)
3. **On-Account Payment.** Lessee, on executing the agreement, has made an on-account payment to Lessor which shall be returned to Lessee upon termination of the lease, or applied to any open invoices on the Lessee's account, provided Lessee is not in default under any of the terms of the lease and has returned leased property in good condition, less ordinary wear and tear.
4. **Freight.** Outbound: F.O.B. Shipping Point (Our Option) – Freight Collect. Return: Lessee shall pay all shipping charges for return of the leased property.
5. **Use.** All leased property is for the exclusive use of Lessee only, and may not be assigned, transferred, sublet or loaned to or used by any other party, without prior written consent of the Lessor.
6. **Ownership.** The property leased is and shall at all times remain the sole property of the Lessor, and Lessee shall have no right, title or interest therein except as expressly set forth in this Lease.
7. **Taxes.** Lessee shall pay all taxes, assessments, license and registration fees levied on the leased property while in the Lessee's possession and Lessee shall keep the leased property free and clear of all liens and encumbrances. Lessee shall pay all sales taxes invoiced by Victaulic Company unless the lessee provides the lessor with a valid sales tax exemption certificate for the state where the tool is delivered.
8. **Access.** Lessor shall at all times have free access to the leased property and to the premises on which located, for the purpose of examining the leased property.
9. **Return of Property.** Lessee shall return all leased property, properly crated, freight prepaid, and insured for its market value to Lessor at one of the locations indicated on the back cover. If Lessee fails to return the leased property upon termination, Lessee shall pay rent at the then current monthly rental rate until returned, and Lessor shall also have the right to remove the leased property from Lessee's premises, without recourse to any legal proceedings.
10. **Repairs and Servicing.** If leased property, excluding Tool Bits, becomes worn or unserviceable from normal recommended use, Lessor will supply replacement tools and/or parts, without cost, upon return of the leased property to Lessor.
11. **Damage or Loss.** If leased property is damaged by reason of other than normal recommended use, Lessee shall indemnify Lessor for the cost of repairs. If leased property is not returned to Lessor in accordance with the terms of this Agreement for any cause or reason whatsoever, including, without limiting the generality of the foregoing, loss, theft, damage, accident, neglect, abuse or destruction, by fire or otherwise, whether due to Lessee's fault or not, Lessee shall pay to Lessor as liquidated damages an amount to be determined by Lessor not to exceed the list price of all leased property, as published in the most current Victaulic price list for Pipe Preparation tools.
12. **Indemnity.** Lessee assumes full responsibility for the operation of the leased property and shall indemnify, protect, save and keep harmless the Lessor, its agents and servants from and against all losses, damages, penalties, claims, actions, suits, costs, expenses and disbursements, including legal expenses of whatsoever kind in nature imposed upon, incurred by, or asserted against the Lessor in any way relating to or arising out of this Lease or of the Lessee's delivery, possession, use, operation or return of the leased property. The indemnities contained in this paragraph shall continue in full force and effect, notwithstanding the termination of this Lease.
13. **Lessor's remedies on default.** If the Lessee, with regard to any item or items of property, fails to pay any rent or other amount herein provided when the same shall become due and payable, or if the Lessee, with regard to any item or items of leased property, fails to observe, keep or perform any other provisions of this lease required to be observed, kept, or performed by the Lessee, or if any execution or other writ or process shall be issued in any action or proceeding against the Lessee, whereby the said leased property may be taken, the Lessor shall have the right to exercise any one or more of the following remedies:
 - (a) To declare the entire amount of rent hereunder immediately due and payable as to any or all items of leased property, without notice or demand to the Lessee.
 - (b) To sue for and recover all rents, and other payments, then accrued or thereafter accruing, with respect to any or all items of leased property.
 - (c) To take possession of any or all items of leased property without demand or notice, wherever the same shall be located, without any court order or other process of law. The Lessee hereby waives any and all damage occasioned by such taking of possession. Any said taking of possession shall not constitute a termination of this lease as to any or all items of leased property unless the Lessor expressly so notifies the Lessee in writing.
 - (d) To terminate this lease as to any or all items of leased property.
 - (e) To pursue any other remedy at law or in equity.Notwithstanding any such repossession or any other action, which the Lessor may take, the Lessee shall be and remain liable for the full performance of all obligations on its part to be performed under this lease; provided however, that if the Lessor is able to obtain any monies for said leased property from re-rental or sale thereof, which the Lessor specifically is not in any manner obligated to do, said monies, less expenses, shall be credited to the last payments of the Lessee's obligation. Waiver of any default herein is not a waiver of any subsequent default. All such remedies are cumulative and may be exercised concurrently or separately.
14. **Bankruptcy.** Neither this lease nor any interest therein is assignable or transferable by operation of law. If any proceeding under the Bankruptcy Act, as amended, is commenced by or against the Lessee, or if the Lessee is adjudged insolvent, or if the Lessee makes any assignment for the benefit of his creditors, or if a writ of attachment or execution is levied on any item or items of leased property and is not released or satisfied within 10 days thereafter, or if a receiver is appointed in any proceeding or action, to which the Lessee is a party, with authority to take possession or control of any item or items of the leased property, the Lessor shall have any may exercise any one or more of the remedies set forth in Paragraph 13 hereof; and this lease shall, at the option of the Lessor, without notice immediately terminate and shall not be treated as an asset of the Lessee after the exercise of said option.
15. **Concurrent Remedies:** The rights and remedies provided in this lease for the benefit of the Lessor shall be cumulative and shall not be exclusive but in addition to any other remedies to which the Lessor may be entitled. the Lessee waives trial by jury in any action or proceeding arising hereunder.
16. **Lessor's expenses:** The Lessee shall pay the Lessor all costs and expenses, including attorney's fees, incurred by the Lessor in exercising any of its rights or remedies hereunder or enforcing any of the terms, conditions, or provisions hereof.
17. **Binding Effect of Lease.** This lease agreement shall inure to the benefit of and be binding upon the parties hereto and their respective heirs, executors, administrators, personal or legal representatives, successors and assigns.
18. **Applicable Law and Severability.** This lease shall be governed by and construed under the laws of the State of Pennsylvania. If any provision herein is invalid, it shall be considered deleted from this lease, and shall not invalidate the remaining provisions of this lease.

Thoroughly Read and Understand All Operating and Maintenance Instructions Before Attempting to Use any Victaulic Pipe Preparation Tools.

Pipe Preparation Tools

TERMS AND CONDITIONS OF TOOL SALE

Controlling Provisions: These terms and conditions shall control with respect to any purchase order or sale of Victaulic products.

No alteration, modification or waiver of these terms and conditions whether on Customer's purchase order or otherwise shall be valid unless the alteration, modification or waive is specifically accepted in writing by an authorized representative of Victaulic.

Prices, Designs and Terms and Conditions of Sale are subject to change without notice.

Terms of Payment: As stated on invoice. Maximum permissible interest rate thereafter.

Shipping Terms: F.O.B. shipping point (our option), freight prepaid and allowed on single orders having a net price value of \$15000 and over, for shipment at one time to one destination within the continental United States, excluding Alaska, Hawaii, Puerto Rico and U.S. possessions.

Shipments beyond the borders of the United States are prepaid and chargeable or collectable to final destination.

The most economical routing to recognized delivery points will be used, at our discretion. If special routing is desired, orders should so state.

Orders are accepted subject to approval of our General Office and Credit Department at Easton, Pennsylvania, and contingent upon **acts of God, war, civil disturbance, strikes, labor difficulties, delays of carriers, inability to obtain materials, accidents or any other cause beyond our control.**

Shipping dates are estimated as closely as possible. We use our best efforts to ship within the time estimated, but cannot guarantee to do so. In the event production or shipment is delayed, we reserve the privilege of changing shipping estimate. **Under no circumstances shall Victaulic be liable for damages of any kind, including but not limited to incidental or consequential damages for lost profits or lost sales or liquidated damages, directly or indirectly arising from delays or failure to meet shipping dates.**

Orders, when accepted, cannot be countermanded without our written consent. No material will be taken back without our written consent. Orders for non-standard material may not be cancelled nor will we accept return of such material for credit.

All material is carefully examined, counted and packed by experienced employees. Claims for corrections must be made within 10 days of receipt of goods. Our responsibility ceases when goods are delivered to carrier in good condition and its receipt obtained. Carriers are responsible for goods lost, damaged or delayed in transit. For your own protection, have transportation company's agent verify damages, shortages or delays and note them on freight bill over his signature.

Weights: All weights are approximate shipping weights and subject to change without notice.

Victaulic Company maintains a continual policy of product improvement and, therefore, reserves the right to change product specifications, designs, and standard equipment without notice and without incurring obligation.

WARRANTY

Standard product warranty applies. See Inside Back Cover.

NOTE: Reconditioned tools shall be warranted 30 days from date of purchase.

Thoroughly Read and Understand All Operating and Maintenance Instructions Before Attempting to Use any Victaulic Pipe Preparation Tools.



1.0 TERMS AND CONDITIONS OF SALE

CONTROLLING PROVISIONS: These terms and conditions shall control with respect to any purchase order or sale of Victaulic products.

No alteration, modification or waiver of these terms and conditions whether on Customer's purchase order or otherwise shall be valid unless the alteration, modification or waiver is specifically accepted in writing by an authorized representative of Victaulic.

Prices, Designs and Terms and Conditions of Sale are subject to change without notice.

TERMS OF PAYMENT: As stated on invoice. Maximum legal interest rate charged thereafter.

MINIMUM INVOICE CHARGES: \$500 net for any single order.

SHIPPING TERMS: F.O.B. shipping point (our option) freight prepaid and allowed on single orders (excluding No. 26/No. W26 Outlet Fittings, No. 826 Steam Outlet Fittings, Series 387 Inline/Series 388 End Suction Pump Skids, Customer Specified Flat Beds, Style W257 Dynamic Movement Joints, Bend Elbows – 3D/5D/6D, Victaulic Bolted Split-Sleeve Products and Victaulic Vortex™ Products) having a net price value of \$15000 and over for shipment at one time to one destination into distributor stock or direct ship to a project, as determined by Victaulic within the continental United States, excluding Alaska, Hawaii, Puerto Rico and U.S. possessions.

Shipping and handling charges on orders less than net price value of \$15000, F.O.B. shipping point (our option) will be paid by the customer. The most economical routing to recognized delivery points will be used, at our discretion. The cost of any special routing, packaging or handling that has been requested by the customer, and is a deviation to our normal handling methods, will be added to the order and paid by the customer.

Shipments beyond the borders of the United States are prepaid and chargeable or collectable to final destination.

Orders are accepted subject to approval of our General Office and Credit Department at Easton, Pennsylvania, and contingent upon **acts of God, war, civil disturbance, strikes, labor difficulties, delays of carriers, inability to obtain materials, accidents or any other cause beyond our control.**

Victaulic will endeavor to ship by the requested ship date, but reserves the right to ship within a reasonable period thereafter. **Under no circumstances shall Victaulic be liable for damages of any kind, including but not limited to incidental or consequential damages for lost profits or lost sales or liquidated damages, directly or indirectly arising from delays or failure to meet shipping dates.**

Orders, when accepted, cannot be cancelled without our written consent. No material will be taken back without our written consent. **Orders for non-standard (i.e. non-cancellable/non-returnable) material may not be cancelled nor will Victaulic accept return of such material for credit. Victaulic reserves the right to change the designation of products from standard to non-standard and vice versa. This may be done at any time without notice, and without incurring obligation. For further information contact Victaulic.**

All material is carefully examined, counted and packed by experienced employees. Claims for corrections must be made within 10 days of receipt of goods to the Customer Care center in Easton, PA (1-800-PICK VIC). We prove our count by weight. Claims for shortages are subject to that test. Our responsibility ceases when goods are delivered to carrier in good condition and its receipt obtained. Carriers are responsible for goods lost, damaged or delayed in transit. For your own protection, have transportation company's agent verify damages, shortages or delays and note them on freight bill over his signature.

WEIGHTS: All weights are approximate shipping weights and subject to change without notice.

Victaulic maintains a continual policy of product improvement and, therefore, reserves the right to change product specifications, designs, and standard equipment without notice and without incurring obligation.

2.0 LIMITED WARRANTY

What is Covered: This warranty covers any defects in materials or workmanship in products sold by Victaulic occurring under normal conditions of use and service with the exceptions stated below.

How Long Coverage Lasts: This warranty runs for one year from the date of delivery to the original buyer.

What is Not Covered: This warranty shall not apply to any product which has been subject to misuse, negligence, or accident (such as, without limitation, exposure to incompatible chemical or corrosive agents including microbial corrosion), which has been repaired or altered in any manner outside of Victaulic's factory, or which has been used in a manner contrary to Victaulic's instructions or recommendations. This warranty shall not apply to any Victaulic products utilizing proprietary grooves (such as, but not limited to, the Victaulic AGS™, IGS™, or PGS-300™ grooves) which have been used on pipe that has been grooved to ANSI/AWWA C-606 standards or which was grooved using tools not supplied by Victaulic or its licensees. Victaulic shall not be responsible for design errors due to inaccurate or incomplete information supplied by Buyer or its representatives.

What Victaulic will do: Victaulic will repair or replace, at its option, any product that proves to be defective in materials or workmanship following an examination by Victaulic that shows to its satisfaction the product was defective in materials or workmanship.

THIS LIMITED WARRANTY IS EXCLUSIVE AND MADE EXPRESSLY IN LIEU OF ANY OTHER WARRANTIES, EXPRESS OR IMPLIED, INCLUDING ANY IMPLIED WARRANTY OF MERCHANTABILITY OR FITNESS FOR A PARTICULAR PURPOSE. THE BUYER'S SOLE AND EXCLUSIVE REMEDY SHALL BE FOR THE REPAIR OR REPLACEMENT OF DEFECTIVE PRODUCTS AS PROVIDED HEREIN. THE BUYER AGREES THAT NO OTHER REMEDY (INCLUDING, BUT NOT LIMITED TO, INCIDENTAL OR CONSEQUENTIAL DAMAGES FOR LOST PROFITS, LOST SALES, INJURY TO PERSON OR PROPERTY OR ANY OTHER INCIDENTAL OR CONSEQUENTIAL LOSS) SHALL BE AVAILABLE.

Victaulic neither assumes nor authorizes any person to assume for it any other liability in connection with the sale of products.

Items purchased by Victaulic and resold will have the original equipment manufacturer's warranty extended to Victaulic customers.

How to Get Service: Contact Victaulic at 610-559-3300 within one year after delivery to the original buyer to arrange for an examination of the product. You will be asked to ship the product to Victaulic's factory, postage and transportation charges prepaid, for examination. There is no charge for examination. Victaulic will examine the product and contact you within a reasonable time regarding the results of that examination and to arrange for repair or replacement of any product determined to be defective in materials or workmanship.

EFFECTIVE JUNE 24, 2022

GENERAL PRICE LIST



U.S./World Headquarters

4901 Kesslersville Road
Easton, PA 18040 USA

victauliclocations.com

EMEA

Prijkelstraat 36
9810 Nazareth, Belgium

Asia Pacific

Unit 808, Building B
Hongwell International Plaza
No.1602 West Zhongshan Road
Shanghai, China 200235



PL2025-GEN 21539 REV A 02/2025

Victaulic and all other Victaulic marks are the trademarks or registered trademarks of Victaulic Company, and/or its affiliated entities, in the U.S. and/or other countries. All other trademarks listed herein are the property of their respective holders, in the U.S. and/or other countries. The terms "Patented" or "Patent Pending" refer to design or utility patents or patent applications for articles and/or methods of use in the United States and/or other countries.

© 2025 VICTAULIC COMPANY. ALL RIGHTS RESERVED.

